


THE MISSOURI BUDGET FISCAL YEAR 2023



Michael L. Parson
Governor



Michael L. Parson

GOVERNOR
STATE OF MISSOURI

January 19, 2022

TO THE GENERAL ASSEMBLY AND THE PEOPLE OF MISSOURI:

These past 22 months have been challenging for many Missourians, but thanks to common sense, a balanced approach, and taking personal responsibility, our economy has recovered.

This year, with the state's strong economic performance and secure financial position, we have the opportunity to make fundamental improvements to our state that will serve Missourians now and into the future. Missouri is strong today but can be even stronger tomorrow.

Our budget outlines proposals to continue improving our infrastructure, including historic investments in roads and bridges, clean water, and broadband. We are expanding our successful workforce development programs, investing in K-12 and higher education, and supporting public safety.

Keeping with past principles, no one is left out or left behind in this budget. Whether they are urban, suburban, or rural, live in the bootheel or the Northwest, work in an office building or on the farm, every Missourian will benefit from these investments.

Our investments in education and workforce development will help provide more Missourians with the knowledge and skills to succeed, and our infrastructure investments will help drive economic growth. Combined, these initiatives will keep Missouri at the top of the list for business investment and continue to provide new opportunities for all Missourians.

Together, we have achieved great success in the past, and by continuing that momentum into the future, we can accomplish even more.

A budget is about priorities, and our administration is confident these are the right priorities to make a strong Missouri even stronger in 2022. We look forward to working together to get this done.

Sincerely,

A handwritten signature in blue ink that reads "Michael L. Parson".

Michael L. Parson
Governor

**THE MISSOURI BUDGET
FISCAL YEAR 2023**

TABLE OF CONTENTS

GOVERNOR'S LETTER OF BUDGET TRANSMITTAL

PAGE

**BUDGET & LEGISLATIVE PRIORITIES
MISSOURI FORWARD**

BUDGET SUMMARY

Economic Outlook.....	1
Financial Summaries and Tables:	
Total State Budget Pie Charts	5
General Revenue Collections and Estimates	8
General Revenue Summary	9
Net Revenue Collections – Fiscal Years 2008-2021	10
Budget Summary.....	11
FTE Summary	15
Supplemental Recommendations - Fiscal Year 2022	18

OPERATING BUDGETS

**HOUSE BILL 1
PUBLIC DEBT**

Administration of Public Debt	1-3
Fourth State Building Bonds Debt Service	1-3
Summary of Fourth State Building Bonds Issuances	1-4
Fourth State Building Bonds Composite Schedule	1-4
Water Pollution Control Bonds Debt Service	1-5
Summary of Water Pollution Control Bonds Issuances.....	1-5
Water Pollution Control Bonds Composite Schedule.....	1-6
Stormwater Control Bonds Debt Service.....	1-7
Summary of Stormwater Control Bonds Issuances	1-7
Stormwater Control Bonds Composite Schedule	1-8

**HOUSE BILL 2
DEPARTMENT OF ELEMENTARY AND SECONDARY EDUCATION**

Division of Financial and Administrative Services	2-3
Public School Aid.....	2-4
Division of Learning Services	2-6
Board Operated Schools	2-9
Missouri Charter Public School Commission	2-10
Missouri Commission for the Deaf and Hard of Hearing.....	2-11
Missouri Assistive Technology Council.....	2-12

HOUSE BILL 3

PAGE

DEPARTMENT OF HIGHER EDUCATION

Higher Education Coordination	3-3
Proprietary School Regulation	3-4
Midwestern Higher Education Compact.....	3-5
Federal Education Programs.....	3-6
Financial Aid	3-7
Administration of State Grant and Scholarship Programs.....	3-7
Academic Scholarship Program	3-7
Access Missouri Financial Assistance Program	3-8
A+ Schools Scholarship Program.....	3-8
Fast-Track Workforce Incentive Grant Program.....	3-8
Advanced Placement Grants.....	3-8
Public Service Survivor Grant Program	3-9
Veteran’s Survivors Grant Program	3-9
Minority and Underrepresented Environmental Literacy Program	3-9
Dual Credit/Dual Enrollment Scholarship Program	3-9
Missouri Student Loan Program and Administration	3-10
Workforce Development	3-11
Higher Education Initiatives.....	3-12
Public Community Colleges	3-13
State Technical College of Missouri.....	3-14
Public Four-Year Institutions of Higher Education.....	3-15
University of Missouri-Related Programs.....	3-16
University of Missouri Nextgen Precision Health Institute.....	3-16
University of Missouri-St. Louis International Collaboration	3-16
Missouri Telehealth Network.....	3-17
Missouri Kidney Program	3-17
State Historical Society	3-17
Spinal Cord Injury Research	3-17
Seminary Fund Investments and Income on Investments	3-18

HOUSE BILL 4

DEPARTMENT OF REVENUE

Administration Division.....	4-3
Taxation Division.....	4-4
Motor Vehicle and Driver Licensing Division.....	4-5
Legal Services Division	4-6
Highway Collections.....	4-7
State Tax Commission.....	4-8
Distributions.....	4-9
Prosecuting Attorneys and Collection Agencies Fees.....	4-9
County Filing Fees	4-9
State Share of Assessment Maintenance Costs.....	4-10
Motor Fuel Tax Distribution to Cities and Counties.....	4-10
Emblem Use Fee Distribution	4-10
County Stock Insurance Tax	4-10
Debt Offset for Tax Credits Transfer	4-11
Income Tax Check-Off Refund Designations.....	4-11

HOUSE BILL 4 **PAGE**
DEPARTMENT OF REVENUE (continued)

State Lottery Commission.....	4-12
Lottery Transfer to Education	4-12

HOUSE BILL 4
DEPARTMENT OF TRANSPORTATION

Highway Administration	4-15
Fringe Benefits	4-16
Fleet, Facilities, and Information Systems.....	4-17
System Management	4-18
Highway Construction.....	4-19
Multimodal Operations and Programs	4-20
Multimodal Operations.....	4-20
Federal Transit Programs	4-21
State Aid for Transportation of Elderly, Disabled, and Low-Income Citizens.....	4-21
State Safety Oversight.....	4-21
State Passenger Rail Assistance and Station Improvements	4-21
Railroad Grade Crossing Safety.....	4-22
State Aid for Airports/Federal Aviation Assistance/Airport Capital Improvements	4-22
State Aid to Port Authorities.....	4-22
Federal Rail, Port, and Freight Assistance Program.....	4-22
Freight Enhancement	4-22

HOUSE BILL 5
OFFICE OF ADMINISTRATION

Commissioner's Office	5-3
Division of Accounting	5-4
Division of Budget and Planning	5-5
Information Technology Services Division.....	5-6
Division of Personnel	5-7
Division of Purchasing.....	5-8
Division of Facilities Management, Design and Construction	5-9
Division of General Services.....	5-10
Assigned Programs.....	5-11
Administrative Hearing Commission.....	5-11
Office of Child Advocate.....	5-12
Children's Trust Fund	5-12
Governor's Council on Disability	5-13
Missouri Public Entity Risk Management Program.....	5-13
Missouri Ethics Commission	5-13
Debt and Related Obligations	5-14
Board of Public Buildings Debt Service	5-14
Lease/Purchase Debt Service	5-14
Missouri Health and Educational Facilities Authority Debt Service	5-14
Missouri Historical Society Building Debt Service.....	5-15
Debt Management	5-15
College and Universities Repair and Renovation	5-15

<u>HOUSE BILL 5</u>	<u>PAGE</u>
OFFICE OF ADMINISTRATION (continued)	
Missouri Veterans Commission Building Debt Service	5-15
State Parks Debt Service	5-15
Convention and Sports Complex Projects.....	5-16
Fulton State Hospital Bonding	5-16
Administrative Disbursements	5-17
Cash Management Improvement Act.....	5-17
Budget Reserve Interest.....	5-17
Budget Reserve Required Transfer	5-18
Cash Operating Expense Fund.....	5-18
Local Government COVID-19 Payment.....	5-18
Other Fund Corrections.....	5-18
Statewide Dues	5-18
Flood Control Lands Grant	5-19
National Forest Reserve Grant.....	5-19
County Prosecution Reimbursements	5-19
Regional Planning Commissions.....	5-19
Elected Officials Transition.....	5-19

HOUSE BILL 5
FRINGE BENEFITS

OASDHI Contributions.....	5-22
Missouri State Employees' Retirement System Contributions	5-23
Teacher Retirement Contributions	5-24
Deferred Compensation	5-25
Disbursement for Unemployment Benefits	5-26
Missouri Consolidated Health Care Plan	5-27
Workers' Compensation	5-28
Other Employer Disbursements	5-29
Voluntary Life Insurance	5-29
Cafeteria Plan Transfer.....	5-29
Human Resources Contingency Fund Transfer	5-29

HOUSE BILL 6
DEPARTMENT OF AGRICULTURE

Office of the Director	6-3
Agriculture Business Development Division	6-4
Division of Animal Health	6-5
Division of Grain Inspection and Warehousing	6-6
Division of Plant Industries	6-7
Division of Weights, Measures and Consumer Protection.....	6-8
Missouri State Fair	6-9
State Milk Board	6-10

<u>HOUSE BILL 6</u>	<u>PAGE</u>
DEPARTMENT OF NATURAL RESOURCES	
Department Operations.....	6-13
Environmental Programs	6-14
Environmental Quality	6-14
Environmental Financial Support.....	6-15
Environmental Restoration	6-15
Missouri Geological Survey.....	6-16
Missouri State Parks	6-17
Historic Preservation	6-18
Energy	6-19
Agency-Wide Implementation.....	6-20
Environmental Improvement and Energy Resources Authority	6-21
<u>HOUSE BILL 6</u>	
DEPARTMENT OF CONSERVATION	6-23
<u>HOUSE BILL 7</u>	
DEPARTMENT OF ECONOMIC DEVELOPMENT	
Regional Engagement Division	7-3
Regional Engagement	7-3
International Trade and Investment Offices.....	7-3
Business Recruitment and Marketing.....	7-4
Business and Community Solutions Division	7-5
International Trade and Investment Offices.....	7-5
Missouri Technology Investment.....	7-6
Community Development Block Grant Program	7-6
State Small Business Credit Initiative.....	7-6
Small Business Stimulus Grant Program	7-7
Community Redevelopment and Assistance	7-7
Missouri One Start Division	7-8
Missouri One Start Job Development Fund	7-8
Missouri One Start Community College New Jobs Training Program	7-8
Missouri One Start Community College Job Retention Training Program	7-9
Tourism	7-10
Strategy and Performance Division	7-11
Affordable Housing	7-12
Missouri Housing Trust	7-12
Administrative Services.....	7-13
<u>HOUSE BILL 7</u>	
DEPARTMENT OF COMMERCE & INSURANCE	
Administration and Insurance Operations.....	7-16
Market Conduct and Financial Examinations	7-17
Health Insurance Counseling	7-18
Division of Credit Unions	7-19
Division of Finance	7-20
Division of Professional Registration	7-21
Administration.....	7-21

HOUSE BILL 7

PAGE

DEPARTMENT OF COMMERCE & INSURANCE (continued)

State Board of Accountancy.....	7-21
State Board for Architects, Professional Engineers, Land Surveyors and Landscape Architects	7-21
State Board of Chiropractic Examiners	7-21
Missouri Dental Board	7-22
State Board of Embalmers and Funeral Directors	7-22
State Board of Registration for the Healing Arts	7-22
State Board of Nursing.....	7-22
State Board of Optometry.....	7-22
State Board of Pharmacy	7-22
State Board of Podiatric Medicine	7-22
Missouri Real Estate Commission	7-22
Missouri Veterinary Medical Board	7-22
State Board of Cosmetology and Barber Examiners.....	7-22
Manufactured Housing Program	7-23
Utility Regulation	7-24
Office of Public Counsel	7-24
Public Service Commission.....	7-24

HOUSE BILL 7

DEPARTMENT OF LABOR AND INDUSTRIAL RELATIONS

Department Administration	7-27
Labor and Industrial Relations Commission	7-28
Division of Labor Standards	7-29
Division of Workers' Compensation	7-30
Administration.....	7-30
Second Injury Fund Benefits	7-30
Tort Victims' Compensation Payments.....	7-31
Division of Employment Security.....	7-32
Administration.....	7-32
Special Employment Security Fund.....	7-32
War on Terror Unemployment Compensation Program.....	7-32
Employment and Training Payments	7-33
State Board of Mediation	7-34
Missouri Commission on Human Rights	7-35
Martin Luther King, Jr. State Celebration Commission.....	7-35

HOUSE BILL 8

DEPARTMENT OF PUBLIC SAFETY

Office of the Director and Criminal Justice Programs Unit	8-3
Capitol Police	8-4
State Highway Patrol	8-5
Administration.....	8-5
Fringe Benefits	8-5
Enforcement.....	8-6
Crime Laboratory	8-6
Law Enforcement Academy	8-6

HOUSE BILL 8

PAGE

DEPARTMENT OF PUBLIC SAFETY (continued)

Vehicle and Driver Safety	8-7
Technical Services	8-7
Division of Alcohol and Tobacco Control.....	8-8
Division of Fire Safety	8-9
Missouri Veterans' Commission	8-10
Missouri Gaming Commission	8-11
Adjutant General and State Emergency Management Agency.....	8-12
Administration.....	8-12
Missouri National Guard Trust Fund Program.....	8-12
Veterans' Recognition Program	8-13
Field Support	8-13
Missouri Military Family Relief Program.....	8-13
Contract Services.....	8-13
Office of Air Search and Rescue	8-14
State Emergency Management Agency.....	8-14

HOUSE BILL 9

DEPARTMENT OF CORRECTIONS

Office of the Director	9-3
Division of Human Services.....	9-4
Division of Adult Institutions	9-5
Division of Offender Rehabilitative Services	9-7
Division of Probation and Parole	9-8

HOUSE BILL 10

DEPARTMENT OF MENTAL HEALTH

Office of the Director	10-3
Division of Behavioral Health - Alcohol and Drug Abuse.....	10-4
Division of Behavioral Health - Comprehensive Psychiatric Services.....	10-5
Division of Developmental Disabilities	10-7

HOUSE BILL 10

DEPARTMENT OF HEALTH AND SENIOR SERVICES

Health Administration.....	10-11
Division of Community and Public Health	10-12
State Public Health Laboratory	10-13
Division of Senior and Disability Services	10-14
Division of Regulation and Licensure.....	10-15

HOUSE BILL 11

PAGE

DEPARTMENT OF SOCIAL SERVICES

Office of the Director	11-3
Family Support Division	11-5
Children's Division.....	11-9

HOUSE BILL 11 **PAGE**
DEPARTMENT OF SOCIAL SERVICES (continued)

Division of Youth Services.....	11-12
MO HealthNet Division	11-13
Administrative Services.....	11-13
Vendor Payments.....	11-14
Total State Medicaid	11-16

HOUSE BILL 12
OFFICE OF THE CHIEF EXECUTIVE

Governor's Office and Mansion.....	12-3
National Guard Emergency/Homeland Security	12-3
Special Audits.....	12-3

OTHER ELECTED OFFICIALS

Lieutenant Governor.....	12-4
Arts and Cultural Development	12-4
Secretary of State	12-5
Administration.....	12-5
Elections	12-6
Record Preservation Programs	12-6
Missouri Library Programs	12-7
State Auditor	12-8
State Treasurer	12-9
Administration.....	12-9
Issuing Duplicate and Outlawed Checks	12-9
Abandoned Fund Account.....	12-10
Attorney General	12-11

HOUSE BILL 12
JUDICIARY

Supreme Court.....	12-14
Office of State Courts Administrator	12-15
Court of Appeals	12-16
Circuit Courts	12-17
Treatment Courts.....	12-18
Commission on Retirement, Removal, and Discipline of Judges	12-19
Appellate Judicial Commission	12-20

OFFICE OF THE STATE PUBLIC DEFENDER.....	12-21
---	--------------

<u>HOUSE BILL 12 (continued)</u>	<u>PAGE</u>
GENERAL ASSEMBLY	
Senate	12-25
House of Representatives.....	12-26
Interstate Organizations	12-27
Committee on Legislative Research	12-28
Joint Committees	12-29
<u>HOUSE BILL 13</u>	
STATEWIDE REAL ESTATE.....	13-1
<u>HOUSE BILL 14</u>	
SUPPLEMENTAL - OPERATING	
Statewide	
Pay Plan.....	14-1
Department of Elementary and Secondary Education	
Financial and Administrative Services	
Elementary and Secondary School Emergency Relief.....	14-2
Emergency Assistance for Non-Public Schools	14-2
School Nutrition Services	14-2
Office of College and Career Readiness	
Missouri Healthy Schools	14-3
Office of Childhood	
Child Care Programs	14-3
Department of Revenue	
Motor Vehicle and Drive Licensing	
CDL Medical Certification Mail-In.....	14-3
Department of Natural Resources	
Energy	
Low Income Weatherization	14-4
Department of Economic Development	
Strategy and Performance Division	
National Security Crossroads	14-4
Department of Health and Senior Services	
Senior and Disability Services	
Older Americans Act Services.....	14-4
Department of Social Services	
Missouri HealthNet	
Missouri Medicaid Audit and Compliance	14-5
Family Support Division	
Income Maintenance Field Staff & Operations.....	14-5
Family Assistance Management Information System.....	14-6
Missouri Eligibility Determination and Enrollment Period	14-6
Eligibility Verification.....	14-6
Temporary Assistance for Needy Families	14-7
Low Income Home Energy Assistance Program.....	14-7
Children’s Division	
Residential Treatment.....	14-7

HOUSE BILL 14 (continued)
SUPPLEMENTAL - OPERATING

PAGE

Missouri HealthNet	
MO HealthNet Administration	14-8
Medicaid Management Information Systems.....	14-8
Pharmacy	14-9
Clawback.....	14-9
Physician Services.....	14-9
Certified Community Behavioral Health Organizations	14-10
Dental	14-10
Premium Payments	14-10
Nursing Facilities.....	14-11
Rehabilitation and Specialty Services.....	14-11
Non-Emergency Medical Transportation	14-11
Managed Care	14-12
Hospital Care	14-12
Health Homes.....	14-12
Federal Reimbursement Allowance	14-13
Children’s Health Insurance Program.....	14-13
School District Claiming Authority	14-13
General Revenue Transfer.....	14-14
Federal Reimbursement Allowance Transfer.....	14-14
State Treasurer	
Administration	
Missouri Empowerment Scholarship Accounts Program.....	14-14
Department of Natural Resources	
Environmental Quality	
Water Infrastructure and Lead Service Lines	14-15
Department of Economic Development	
Business and Community Solutions	
ARPA Capacity Building	14-15
Strategy and Performance	
Rural Broadband Grant Program.....	14-16
Department of Public Safety	
State Emergency Management Agency	
State Agency COVID Response	14-16
Department of Social Services	
Family Support	
Victims of Crime	14-16
Missouri HealthNet	
MO HealthNet Telemedicine.....	14-17

HOUSE BILL 15
SUPPLEMENTAL - OPERATING

Department of Elementary and Secondary Education	
Financial and Administrative Services	
School Foundation.....	15-1
Governor’s Emergency Education Relief.....	15-2

HOUSE BILL 15 (continued)
SUPPLEMENTAL - OPERATING

PAGE

School District Trust Fund	15-2
Office of College and Career Readiness	
Missouri Project Aware	15-2
Office of Quality Schools	
Title I.....	15-3
Homeless Children and Youth	15-3
Charter School Closure Refund	15-3
Office of Special Education	
IDEA Part B Grants.....	15-4
Office of Childhood	
Administration.....	15-4
Early Childhood Special Education	15-4
Early Childhood Comprehensive Systems	15-5
Early Childhood Program.....	15-5
First Steps	15-5
Home Visiting	15-6
Department of Higher Education & Workforce Development	
Student Loan Programs	
Federal Student Loan	15-6
Collection Payments Transfer	15-6
Department of Revenue	
Motor Vehicle and Driver Licensing Division	
Motor Vehicle Plate Renewals	15-7
Taxation and Motor Vehicle Licensing Division	15-7
Taxation Division	
Motor Fuel Tax Distribution	15-7
Motor Fuel Refunds Increase	15-8
Soil and Water Sales tax Transfer.....	15-8
Amendment 3 Transfer	15-9
Missouri Lottery Commission	15-9
Department of Transportation	
Safety and Operations.....	15-10
Fleet, Facilities, and Information Systems	15-10
Multimodal Operations	
Federal Transit Programs	15-10
Federal Aviation Assistance.....	15-10
Port Authority Assistance.....	15-11
Office of Administration	
Commissioner’s Office	
Prescription Drug Monitoring Program.....	15-11
Information Technology Services Division	
Information Technology Consolidation.....	15-11
Facilities Management, Design and Construction	
Asset Management	15-12
Assigned Programs	
Children’s Trust Fund.....	15-12
Fringe Benefits	
OASDHI	15-12

HOUSE BILL 15 (continued)	PAGE
SUPPLEMENTAL - OPERATING	
Missouri State Employees' Retirement System	15-13
Missouri Consolidated Health Care Plan	15-13
Department of Natural Resources	
State Parks	
Rock Island Trail Security and Maintenance	15-13
Department of Economic Development	
Business and Community Solutions Division	
ARPA Statewide Planning, Research, and Networks Funding	15-14
Missouri Community Service Commission	15-14
Tourism	
Statewide Tourism Marketing	15-14
Department of Labor and Industrial Relations	
Administration	
Administrative Fund Transfer	15-15
Worker's Compensation	
Line of Duty Transfer	15-15
Line of Duty Compensation	15-16
Tort Victims' Compensation Payments	15-16
Basic Civil Legal Services Transfer	15-16
Employment Security	
Administration	15-17
Office of the Director	
Crime Victims' Compensation Program	15-17
Department of Public Safety	
Office of the Director	
Crime Victims' Compensation Program	15-17
Missouri Veterans Commission	
Missouri Veterans Homes	15-17
State Emergency Management Agency	
State Emergency Management Agency Grants	15-18
Department of Corrections	
Office of the Director	
Restitution Payments	15-18
Adult Institutions	
Institutional Equipment	15-18
Offender Rehabilitative Services	
Offender Healthcare	15-19
Department of Mental Health	
Department-Wide	
Overtime	15-19
Alcohol and Drug Abuse	
Prevention and Education Services	15-19
ADA Treatment Services	15-20
ADA Certified Community Behavioral Health Organizations	15-20
Comprehensive Psychiatric Services	
Adult Community Programs Certified Community Behavioral Health Organizations	15-21
Youth Community Programs	15-21
Youth Community Programs Certified Community Behavioral Health Organizations	15-21

HOUSE BILL 15 (continued)
SUPPLEMENTAL - OPERATING

PAGE

CPS Medications	15-22
Developmental Disabilities	
Community Programs.....	15-22
Developmental Disabilities Act	15-22
Department of Health and Senior Services	
Community and Public Health	
Community and Public Health Programs	15-23
Women’s Health Initiatives	15-23
Rural Health and Primary Care	15-23
COVID-19 Response.....	15-24
Public Health/Healthcare Emergency Preparedness and Response Coordination.....	15-24
Senior and Disability Services	
Adult Protective Services	15-24
Medicaid Consumer-Directed Home and Community-Based Services.....	15-25
Medicaid Agency-Directed Home and Community-Based Services	15-25
Long Term Care Ombudsman Program.....	15-25
Regulation and Licensure	
Section for Medical Marijuana Regulation.....	15-26
Department of Social Services	
Finance and Administrative Services	
Receipts and Disbursements	15-26
Legal Services	15-26
DLS Permanency Attorneys.....	15-27
Family Support Division	
Supplemental Nutrition Assistance	15-27
Pandemic Electronic Benefits Transfer Authority	15-27
Missouri Eligibility and Enrollment System (MAGI)	15-28
Low Income Household Water Assistance Program	15-28
Domestic Violence.....	15-28
Rehabilitative Services for the Blind	15-29
Children’s Division	
Children’s Division Field Staff and Operations	15-29
Children’s Treatment Services.....	15-29
Foster Care Maintenance	15-30
Foster Care Case Management	15-30
Adoption Subsidy.....	15-30
Youth Services	
Youth Treatment Programs.....	15-31
MO HealthNet	
Money Follows the Person Grant.....	15-31
Pharmacy	15-31
Physician	15-32
Home Health.....	15-32
Rehabilitation and Specialty Services.....	15-32
Managed Care	15-33
Hospital Care	15-33
Health Homes	15-33
Federal Reimbursement Allowance	15-34

HOUSE BILL 15 (continued) **PAGE**
SUPPLEMENTAL - OPERATING

State Treasurer	
Issuing Duplicate and Outlawed Checks	15-34
Judiciary	
Court Improvement Projects	
Basic Civil Legal Services.....	15-34
Department of Transportation	
Fleet, Facilities, and Information Systems	15-35

HOUSE BILL 18
CAPITAL IMPROVEMENTS

Capital Improvements Summary	18-1
Capital Improvements Projects	18-1

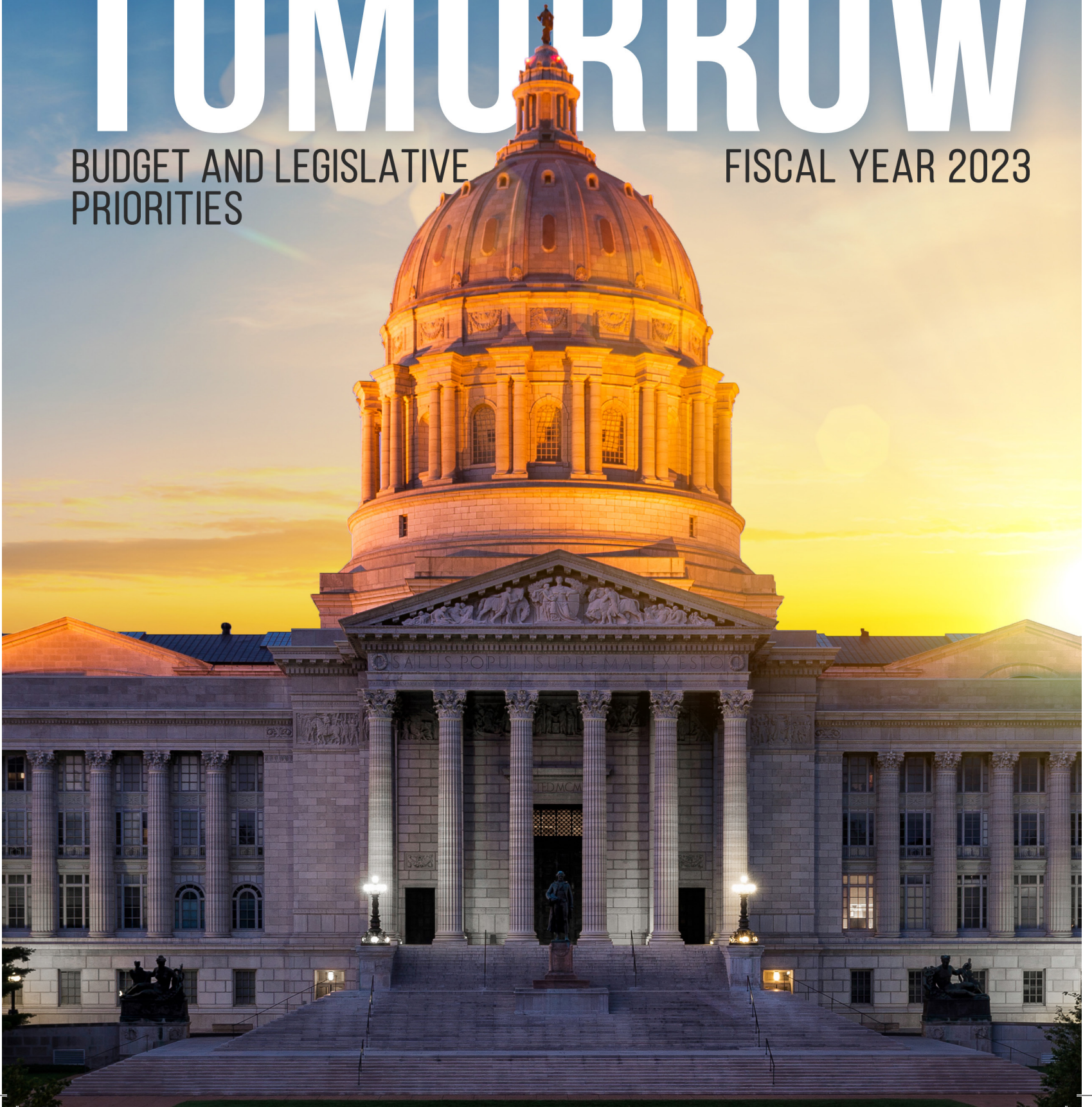
HOUSE BILL 20
AMERICAN RESCUE PLAN ACT

Public Health/Economic Recovery.....	20-2
Broadband, Water/Waste Water Infrastructure	20-8
State Services	20-12
Higher Education Capital Improvement	20-16

STRONGER TOMORROW

BUDGET AND LEGISLATIVE
PRIORITIES

FISCAL YEAR 2023



STATE CAPITOL
201 W. CAPITOL AVENUE, ROOM 216
JEFFERSON CITY, MISSOURI 65101



(573) 751-3222
WWW.GOVERNOR.MO.GOV

Michael L. Parson
GOVERNOR
STATE OF MISSOURI

January 19, 2022

TO THE GENERAL ASSEMBLY AND THE PEOPLE OF MISSOURI:

These past 22 months have been challenging for many Missourians, but thanks to common sense, a balanced approach, and taking personal responsibility, our economy has recovered.

This year, with the state's strong economic performance and secure financial position, we have the opportunity to make fundamental improvements to our state that will serve Missourians now and into the future. Missouri is strong today but can be even stronger tomorrow.

Our budget outlines proposals to continue improving our infrastructure, including historic investments in roads and bridges, clean water, and broadband. We are expanding our successful workforce development programs, investing in K-12 and higher education, and supporting public safety.

Keeping with past principles, no one is left out or left behind in this budget. Whether they are urban, suburban, or rural, live in the bootheel or the Northwest, work in an office building or on the farm, every Missourian will benefit from these investments.

Our investments in education and workforce development will help provide more Missourians with the knowledge and skills to succeed, and our infrastructure investments will help drive economic growth. Combined, these initiatives will keep Missouri at the top of the list for business investment and continue to provide new opportunities for all Missourians.

Together, we have achieved great success in the past, and by continuing that momentum into the future, we can accomplish even more.

A budget is about priorities, and our administration is confident these are the right priorities to make a strong Missouri even stronger in 2022. We look forward to working together to get this done.

Sincerely,

A handwritten signature in black ink, appearing to read "Michael L. Parson".

Michael L. Parson
Governor

CELEBRATE THE WINS

PARSON ADMINISTRATION 2021 HIGHLIGHTS



GOVERNOR MIKE PARSON AND
FIRST LADY TERESA PARSON

- Celebrated 200 Years of Statehood with Bicentennial Inaugural Parade & Ball, Over 45 Bicentennial Tour Stops Across the State
- Attracted Nearly \$5.2B in Private Investment, Created Over 21,000 New Jobs During the Pandemic
- Unemployment Rate Dropped Below Pre-Pandemic Levels
- Ranked 1st in the Nation for On-the-Job Training Participants
- Ranked 10th in the Nation for Site Selection
- Held State-Supported Regional Mega and Mass COVID-19 Vaccination Sites
- Saw 94% of Missourians 65+ Receive Protection from COVID-19
- Established the Show Me Strong Recovery Task Force
- Protected Citizens from Federal Overreach
- Reorganized Early Childhood Services into the Office of Childhood
- Signed Legislation to Support Missouri Adoptive Families and Children in Foster Care
- Missouri Schools Ranked 5th in the nation for In-Person Learning During the 2020-21 School Year
- Created a Statewide Prescription Drug Monitoring Program
- Signed Wayfair Legislation into Law
- Signed Legislation to Protect Health Care Providers, Businesses, Churches, and Others from COVID-19 Exposure Civil Actions
- Appointed the 1st African American Female Judge to the Missouri Supreme Court
- Proposed \$400M in Broadband Infrastructure Investments
- Celebrated the Completion of the MO-AR I-49 Connector
- Launched Rocheport Bridge Construction
- Established the Missouri Supply Chain Task Force
- Saw 65% Increase in Fast Track Program Participants
- Closed 1,035 Clemency Applications, Granting 188 Pardons and 8 Commutations

STRONGER TOMORROW

Budget & Legislative Priorities
Fiscal Year 2023

Office of Governor
Michael L. Parson

P.O. Box 720
Jefferson City, MO
65102

Phone: (573) 751-3222



@GovParsonMO



@GovMikeParson



@govparsonmo

TABLE OF CONTENTS

05

EDUCATION & WORKFORCE

09

STRONGER COMMUNITIES

12

HEALTH CARE

16

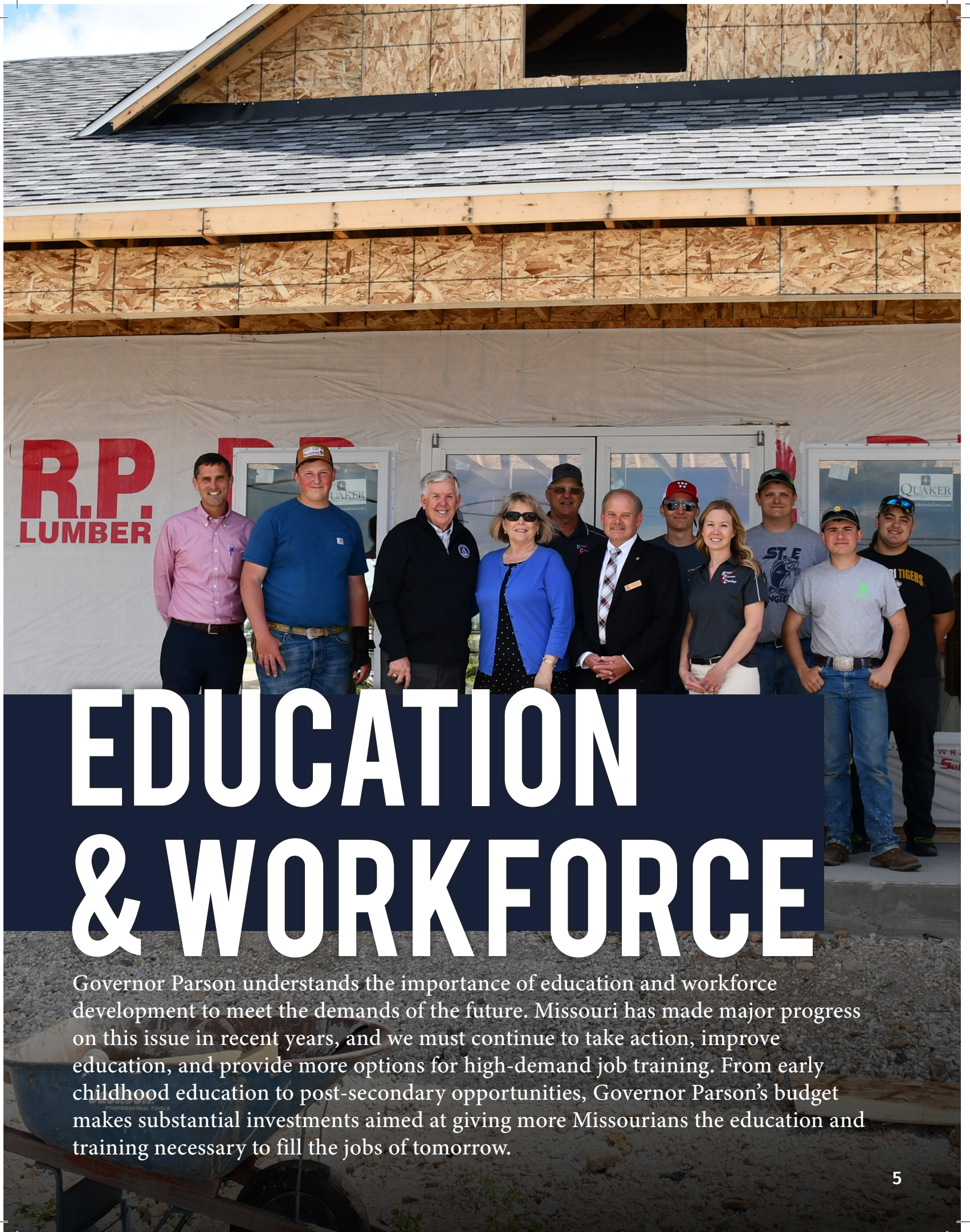
INFRASTRUCTURE

19

GOVERNMENT REFORM

23

CELEBRATING STATEHOOD



EDUCATION & WORKFORCE

Governor Parson understands the importance of education and workforce development to meet the demands of the future. Missouri has made major progress on this issue in recent years, and we must continue to take action, improve education, and provide more options for high-demand job training. From early childhood education to post-secondary opportunities, Governor Parson's budget makes substantial investments aimed at giving more Missourians the education and training necessary to fill the jobs of tomorrow.

EDUCATION

CHILD CARE SUPPORT AND INVESTMENTS

\$722M

Strengthening the state's child care network by helping providers maintain or resume operations, developing the child care workforce, and increasing the quality of child care.

HIGHER EDUCATION INSTITUTIONS

\$51.6M

Increasing core funding for the state's four-year higher education institutions, community colleges, and State Technical College of Missouri.

EDUCATOR RECRUITMENT AND RETENTION

\$21.8M

Strengthening teacher recruitment and retention by providing state matching funds to local school districts for an increased baseline educator salary of \$38,000 per year.

A+ SCHOOLS PROGRAM

\$6M

Providing scholarship funds to eligible graduates of A+ designated high schools who attend a participating public community college, public vocational or technical school, or certain private two-year vocational or technical schools.

DUAL CREDIT AND ENROLLMENT SCHOLARSHIPS

\$7M

Funding dual credit and enrollment scholarships for low-income Missouri students up to 50 percent of tuition costs (\$500 annual maximum) of dual credit or dual enrollment coursework each year.

JOBS FOR AMERICA'S GRADUATES (JAG)

\$300,000

Providing school services to help at-risk youth graduate high school and successfully transition to post-secondary education or meaningful employment. JAG, a voluntary in-school program that counts as a high school elective, focuses on core competencies that prepare students for workforce success. This funding will allow JAG to serve more schools.



WORKFORCE DEVELOPMENT

SMALL BUSINESS INVESTMENT

\$94.9M

Supporting small businesses by providing access to capital funding to invest in new enterprises.

MOEXCELS

\$31.5M

Funding the third year of MoExcels projects to facilitate the development of employer-driven workforce education and training programs in high-demand occupations at Missouri's public higher education institutions.

MISSOURI ONE START

\$11M

Supporting regional economic growth and business competitiveness by providing workforce solutions to help employers hire and retain employees in Missouri.

MISSOURI TECHNOLOGY CORPORATION

\$4M

Providing resources to promote entrepreneurship and innovation to foster the growth of new and emerging high-tech companies.

CHALLENGE GRANTS

\$500,000

Expanding the Challenge Grant program that provides job skills training in native habitat restoration and management to underserved youth.





STRONG ECONOMIC RECOVERY

Missouri is strong today but can be even stronger tomorrow.

The COVID-19 pandemic had an unprecedented impact on Missouri's economy. Over the past 22 months, Governor Parson and his administration took a balanced approach to drive economic recovery across the state by supporting Missouri businesses, communities, and citizens. Missouri's approach protected the health and safety of Missourians without sacrificing their livelihoods. Despite the challenges, Missouri has a solid foundation that has helped propel our state to new heights in just a few short years, and has set us on a course to achieve even greater economic accomplishments.

Even during the pandemic, Missouri saw more than 21,000 new jobs created and nearly \$5.2B in private investment. Whether in our small towns, big cities, or anywhere in between, Missouri is open for business, and business is good.

In 2021, we saw new businesses and existing businesses expanding their footprint in Missouri, including:

- Deli Star in St. Louis, with nearly \$100M invested, creating 475 new jobs
- Gateway Studios in Chesterfield, with \$111M invested, creating more than 100 new jobs
- MEMC in O'Fallon, with \$210M invested, creating 75 new jobs
- John Deere Reman in Springfield, with \$10.9M invested, creating 128 new jobs
- Casey's General Store in Joplin, with \$62M invested, creating 125 new jobs
- Carlisle Construction Materials in Sikeston, with \$62M invested, creating 100 new jobs
- Swift Prepared Foods in Moberly and Columbia, with \$255M invested, creating nearly 400 new jobs
- American Foods Group in Foristell, with plans to invest \$450M, creating 1,363 new jobs
- Amazon in Republic, creating 400 new jobs
- Frozen Food Express in Butler, with \$6M invested, creating 60 new jobs
- CoffeeTree Group in Marceline, creating 50 new jobs

A photograph of Governor Mike Parson speaking at a podium. He is wearing a grey suit jacket over a light blue button-down shirt. A microphone with a KMBC logo is in front of him. Behind him is a large white banner with blue and orange text. The banner includes the title 'Creating Carin' and lists various community programs: 'Job Placem', 'Community Organizing', 'Health Ser', 'Mental Health', 'Site Cou', 'Out of Scho', 'eracy', 'Data/Evalua', 'Virtua', 'Mentori', 'Safe S', 'Dental', and 'Ches'.

Creating Carin

Job Placem Community Organizing
Health Ser Mental Health Site Cou
Out of Scho eracy Data/Evalua
Virtua Mentori
Safe S Dental
Ches

STRONGER COMMUNITIES

As a former sheriff, and having served in law enforcement for more than 22 years, Governor Parson is committed to protecting and strengthening Missouri communities and supporting law enforcement. To make real change, we must continue to invest in issues that provide individuals with more opportunities, strengthen public safety, and improve the health and well-being of Missourians. Governor Parson's budget calls for numerous investments in public safety to help build stronger communities and broaden the path to success for the communities we serve.

988 CRISIS HOTLINE

\$28.5M

Implementing the 988 Crisis Hotline to serve as the emergency hotline for mental health crises. This provides increased capacity at the seven regional crisis call centers and 45 crisis mobile teams throughout the state.

SUBSTANCE USE RESPONSE

\$10.9M

Providing grants for local governments to utilize in fighting the opioid epidemic, as well as expanding naloxone supply throughout the state to help prevent overdose deaths.

911 DISPATCH CENTERS

\$4.4M

Modernizing the Missouri State Highway Patrol network to improve public safety by enhancing data sharing capabilities with other agencies.

TELEHEALTH VICTIM SERVICES

\$4M

Creating a 24/7 telehealth network for medical providers to access mentoring, consultation services, guidance, and technical assistance related to forensic examinations for victims of sexual offenses.

MENTAL HEALTH COMPETENCY RESTORATION UNIT

\$2.8M

Expanding care and treatment for individuals at the St. Louis Forensic Treatment Center – North facility who are found by courts to be unable to proceed to trial.



LOCAL EMERGENCY PLANNING GRANT

\$2M

Assisting communities in responding to disasters and providing resources to local planning agencies to proactively reduce risk and facilitate repair and recovery efforts.

CRIME VICTIM ALERT PORTAL

\$1.2M

Streamlining communication systems to help promptly notify law enforcement and victims of violent crime of changes in an offender's custody status.

LAW ENFORCEMENT ACADEMY SCHOLARSHIPS

\$1M

Providing scholarships for individuals to attend law enforcement academies, with a three-year service commitment.

EMERGENCY RESPONSE RADIO TOWERS

\$820,000

Continuing a 20 year maintenance plan to replace critical radio communication towers across the state.

CRISIS COUNSELING FOR LAW ENFORCEMENT

\$550,000

Funding ongoing mental health and crisis intervention services for law enforcement officers.

ECONOMIC DISTRESS ZONE FUND

\$550,000

Providing funding to deter criminal behavior in areas with high crime rates.

TREATMENT COURTS

\$152,000

Offering alternatives to traditional sentencing practices for individuals entering the criminal justice system with substance use disorders and mental illness in Jasper County.

A STORY OF Success

HONORING FIRST RESPONDERS

For the first time, Missouri will begin honoring first responders who are seriously injured in the line of duty as they carry out their official responsibilities. Governor Parson recommended, and the Missouri Medal of Valor Review Board approved, the addition of the Missouri Red, White and Blue Heart Award to the annual state public safety awards.

The new award is intended to recognize first responders who sustain injuries that require long-term treatment by a medical professional and involve considerable loss of time from duty. First responders courageously and selflessly risk their lives each day to apprehend criminals and protect their fellow Missourians, too often suffering serious injuries or even death because of their heroic actions.

The Red, White and Blue Heart Award will be the first state award recognizing Missouri peace officers, firefighters, paramedics, EMTs or other emergency first responders whose extraordinary actions to protect others lead to serious injuries or death in the line of duty.



HEALTH CARE

Governor Parson is committed to ensuring all Missourians have access to skilled health care professionals. Governor Parson's continued investments in health care are designed to help Missourians who might otherwise lack access to quality care. A key part of this is strengthening access to services for the most vulnerable citizens across our state.

PROVIDER RATES AND VALUE BASED PAYMENTS

\$955M

Standardizing rates and incentivizing providers to improve the quality and value of care delivered to the most vulnerable Missourians. This includes \$411.0 million for providers of developmental disability services, \$9.9 million for providers of behavioral health services, \$317.8 million for home and community based service providers, and \$215.6 million to rebase nursing facility rates.

VETERANS HOMES

\$23M

Increasing support for Missouri veterans and Veterans Homes operations across seven facilities statewide.

MISSOURI AUTISM CENTERS

\$4.2M

Increasing available funding to more than double the capacity at Missouri's six autism centers.

FULTON STATE HOSPITAL

\$3M

Providing the Fulton State Hospital with a new 15-bed inpatient unit and a team of clinicians to address the complex clinical and behavioral challenges posed by individuals with developmental disabilities requiring inpatient psychiatric care.

PRESCRIPTION DRUG MONITORING PROGRAM

\$2.5M

Implementing the Prescription Drug Monitoring Program established through Senate Bill 63 in 2021, in an effort to combat the Opioid Crisis.



HOME AND COMMUNITY BASED SERVICES

\$56.3M

Expanding the amount of services per client and number of eligible individuals utilizing home and community based services. This ensures that citizens needing these services will be able to access the support they need while continuing to live in their homes.

DEVELOPMENTAL DISABILITY AND BEHAVIORAL HEALTH UTILIZATION

\$50M

Providing residential services and in-home support to 1,697 new individuals with developmental disabilities and 960 new individuals with behavioral health needs.

AREA AGENCIES ON AGING

\$26.2M

Expanding meals and other supportive services provided by Area Agencies on Aging.

DEVELOPMENTAL DISABILITIES CASE MANAGEMENT PRIVATIZATION

\$7.6M

Shifting 2,200 individuals with developmental disabilities to privatized case management. This will reduce the overall client ratio per case manager for state employed and private case managers allowing for more effective case management.

SMOKING CESSATION

\$2.5M

Developing a youth vaping prevention campaign and tobacco prevention and cessation programs to reduce tobacco use and improve overall health outcomes.

BEHAVIORAL HEALTH FACILITIES' COVID-19 RESPONSE

\$1.2M

Expanding dedicated testing and mitigation resources for people with mental health and substance use disorders through community providers.

YOUTH BEHAVIORAL HEALTH LIAISONS

\$420,000

Funding four Youth Behavioral Health Liaisons to collaborate with schools, the juvenile justice system, and the Department of Social Services Children's Division, to ensure youth are connected to appropriate community treatment and to help improve outcomes for at-risk youth.





DISTRIBUTING COVID-19 VACCINES

Missouri's COVID-19 response continued through 2021 with the rollout of several vaccines to provide protection from the virus. Partners in state government and the private sector worked tirelessly to ensure that vaccines are available to every Missourian who wants one. Today, more than 94 percent of Missourians 65 and older, our most vulnerable population, have received protection from COVID-19, and nearly 75 percent of Missourians 18 and older have received a vaccine.

This progress would not have been possible without the dedicated public servants at the Department of Health and Senior Services; State Emergency Management Agency; the Missouri National Guard; Department of Public Safety; doctors, nurses, and health care professionals; and thousands of local partners.

The Missouri National Guard helped lead state vaccine operations. Guard members assisted with food distribution, constructed an alternate care site, and worked around the clock to make sure personal protective equipment shipments, testing sites, and vaccination sites ran smoothly. Missouri National Guard members answered the call without hesitation or delay.

We are also grateful for local partners, including the Urban League of Metropolitan St. Louis and Morning Star Missionary Baptist Church in Kansas City, for their bold and heroic actions throughout the pandemic. With these trusted partners aiding targeted vaccination sites, we were able to get hundreds of thousands among our most vulnerable populations in Kansas City and St. Louis vaccinated.



INFRASTRUCTURE

Maintaining our state's roads, bridges, and waterways is critical to ensuring we have the framework for success in the future, and while outstanding progress has been made in recent years, there is still more work to be done. Governor Parson's budget reflects his continued commitment to revitalizing our state's infrastructure, calling for key investments in transportation, public transit, airports, and rural broadband. These investments will help strengthen Missouri's infrastructure system, which serves as a lifeline for transportation across the nation.

BROADBAND GRANTS

\$56.2M

Strengthening current grants to help providers, communities, counties, and regions invest in building broadband infrastructure in rural and underserved areas of the state. This funding is in addition to the broadband investment under the American Rescue Plan Act.

TRANSPORTATION COST-SHARE

\$75M

Continuing the cost-share program, which provides financial assistance to public and private applicants for public road and bridge projects. The program matches up to 50 percent of the construction contract costs for selected projects. The Missouri Departments of Transportation and Economic Development select the projects with the goal of building partnerships with local entities to deliver road and bridge projects that have the greatest economic benefit to the state.

RURAL ROUTES

\$100M

Funding for a total of 1,250 low-volume route miles across the state.

INVESTMENT IN TRANSPORTATION

\$160M

Delivering efficient and innovative transportation projects to improve Missouri's roads and bridges and move Missourians safely.

PUBLIC TRANSIT

\$12.9M

Providing financial and technical assistance to public transit and specialized transit providers across the state, carried out through state and federal programs for both general public transportation and programs serving seniors and people with disabilities.

A STORY OF *Success*

BUCK O' NEIL BRIDGE

Construction on the long-awaited Buck O'Neil Bridge began last year. Honoring the esteemed hall of famer John Jordan "Buck" O'Neil, this bridge provides vital connection between the northland and downtown Kansas City and is used by more than 50,000 people each day.

Governor Parson is committed to addressing Missouri's serious infrastructure needs. During his first year in office, Governor Parson created the "Focus on Bridges" program to repair or replace hundreds of the state's worst bridges. Missouri has nearly 10,400 bridges – the seventh most in the nation. More than 800 of these bridges are in poor condition and 963 are weight restricted.

In the first year of the program, Missouri replaced 100 bridges and is on track to replace 250 by 2023. Not only did the program fix hundreds of poor bridges throughout the state, it also freed up funding to deliver additional high-priority transportation projects, like the Buck O'Neil Bridge. Bridges are vital to safe transportation, and the Buck O'Neil Bridge in particular will help keep everyone in the Kansas City area moving safely and the local economy growing for the next 100 years.

REST AREA RENOVATIONS

\$4.2M

Renovating and expanding easy-to-access amenities to serve travelers.

FREIGHT ENHANCEMENT

\$2.3M

Supporting non-highway freight-focused capital improvement projects to increase the use of waterways, rail, and air transportation of freight.

AIRPORT ASSISTANCE

\$2.2M

Increasing assistance to airports statewide to prevent, prepare for, and respond to the pandemic.

MAPPING CRITICAL MINERALS

\$134,000

Expanding the Geologic Mapping Program and accelerating efforts to complete detailed geologic mapping and geochemical analyses with the potential to locate undiscovered critical mineral reserves.





GOVERNMENT REFORM

Governor Parson and his Cabinet remain committed to making state government more efficient and accountable by investing in our workforce, incentivizing better performance, and regularly reassessing how we work to better serve Missourians. As public servants, it is our responsibility to provide reliable and responsive service to the people of Missouri. Governor Parson's budget reflects his continued support for state team members and the need to invest in state government to meet the demands of the future.

A STORY OF *Success*

OFFICE OF CHILDHOOD

In 2021, Governor Parson and the Departments of Elementary and Secondary Education, Health and Senior Services, and Social Services announced the consolidation of several early childhood programs across state government into a single Office of Childhood. The new Office provides a comprehensive and streamlined approach to early childhood care and education, including all state programs related to child care, home visiting, early learning, and early intervention.

We know that children enrolled in high-quality early learning programs achieve greater success in school and have improved health and lower crime rates as adults. To finish strong – with a capable future workforce – we must provide children with a strong start.

Missouri families deserve the best early childhood system our state can provide, and this new Office cuts through bureaucracy to ensure all Missouri children and families have access to more consistent, quality programs and services.

INVESTING IN OUR WORKFORCE

\$228M

Providing a pay increase for state team members to keep pace with Missouri's labor market and to improve recruitment and retention.

CASH OPERATING EXPENSE FUND

\$281M

Setting aside 2.5 percent of prior year net general revenue collections to achieve greater financial stability and help maintain a strong fiscal position when budget declines occur.

BOND DEBT REPAYMENT ACCELERATION

\$100M

Paying off outstanding bond debt resulting in total savings of \$148 million to taxpayers and helping ensure a fiscally conservative budget.

MO HEALTHNET ELIGIBILITY REDETERMINATIONS

\$16.8M

Ensuring program integrity and that citizens enrolled in MO HealthNet are eligible for services at the end of the federal Public Health Emergency.

MOTOR VEHICLE AND DRIVER'S LICENSE CUSTOMER SERVICE REPRESENTATIVES

\$564,000

Hiring additional staff to oversee motor vehicle and driver licensing in order to ensure continuous services are provided by local license offices.

COMMERCIAL DRIVER'S LICENSE MODERNIZATION

\$149,000

Modernizing and streamlining Missouri's motor vehicle and driver licensing process for commercial drivers by offering electronic submission of medical forms.



MISSOURI STATE EMPLOYEE RETIREMENT SYSTEM (MOSERS) STATE PENSION

\$500M

Providing an extraordinary payment to MOSERS in addition to annual contributions. This will decrease future state employer contribution rates, future need for general revenue, and is projected to increase the funding ratio of the pension system to 63.2 percent.

MISSOURI STATE EMPLOYEE RETIREMENT SAVINGS INCENTIVE

\$11.6M

Incentivizing state team members to save for retirement by providing an additional benefit of up to \$25 per month for making a matching contribution to the MOSERS Deferred Compensation Program.

SOCIAL SERVICES CENTRALIZED MAIL MODERNIZATION

\$8.3M

Allocating funds for centralizing mail services through a contracted vendor; providing customers with self-service kiosks at Department of Social Services field locations to assist with various benefit programs; automating the identification and initial processing of documents received from stakeholders; and developing a mobile app to allow participants to check benefits, application status, review notices, and report changes.

TALENT MANAGEMENT

\$4.3M

Dedicating funds for statewide workforce recruitment and retention technologies used to deliver statewide human resources and talent management to all branches of state government.

REWARDS AND RECOGNITION

\$7.2M

Providing additional incentives for exceptional performance by allowing the top 10 percent of state employees in each department to expand their professional development opportunities through education, training, credentials, job shadowing, and peer learning experiences.

OPERATIONAL EXCELLENCE LEADERS

\$1.2M

Ensuring our state agencies are providing the most efficient, effective, and customer oriented services by establishing an operational excellence leader to guide the development and delivery of continuous improvement and performance management programs across Missouri's 16 state agencies.

LEADERSHIP ACADEMY 2.0

\$650,000

Establishing a competitive program to help cross-train the next set of state leaders. Leadership Academy 2.0 participants will work in a different agency for a period of six months and will learn more about how to deliver high-quality performance, promote continuous improvement, improve accountability, and to further develop leadership skills.



CELEBRATING STATEHOOD

This year marked the 200th anniversary of Missouri's entry as the 24th state in the Union. To celebrate this milestone, Governor Mike Parson and First Lady Teresa Parson joined Missourians in celebrations across the state throughout the year. The Missouri Bicentennial Commission, created by Governor Parson's Executive Order 18-07 in 2018, worked with the State Historical Society of Missouri to commemorate the Missouri bicentennial and honor our state and its rich history. Governor Parson also signed a proclamation declaring August 10, 2021, to be "Bicentennial Statehood Day" in Missouri in celebration of Missouri's past, present, and future.



“As we celebrated the 200th anniversary of our state in 2021, we were reminded of the dedication, passion, and love so many people have for Missouri. Missourians work hard every day to continue building on the strong foundation that has made our state a great place to live, work, and raise a family. From our rural areas to the big cities, Missouri offers so much to so many, and the story of our state is one to be remembered, shared, and celebrated.”

— Governor Mike Parson



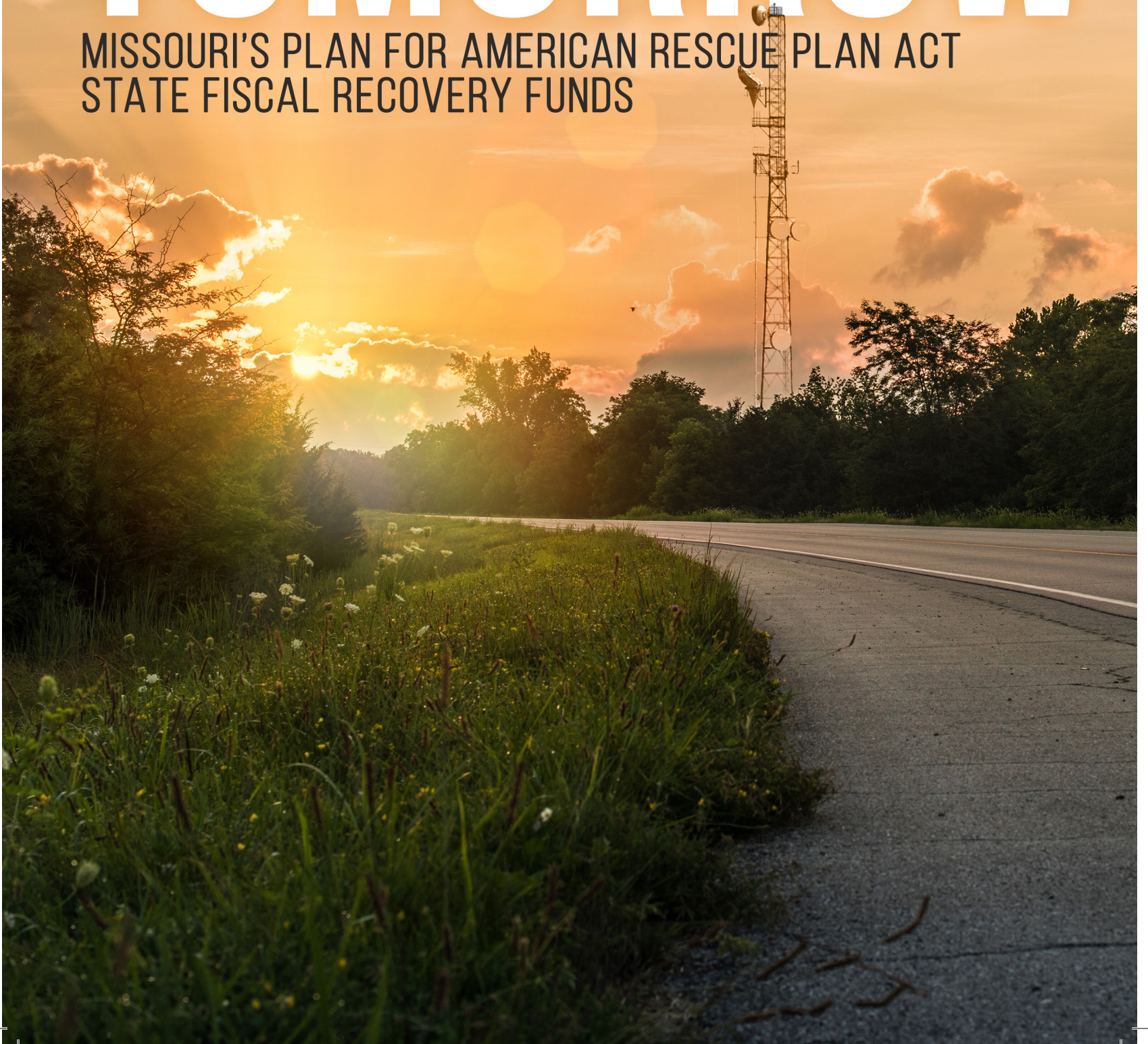
“

When I returned to Missouri from serving in the military, I said I would never leave this state. Missouri will always be my home. God bless Missouri and all its citizens!

–Governor Mike Parson

STRONGER TOMORROW

MISSOURI'S PLAN FOR AMERICAN RESCUE PLAN ACT
STATE FISCAL RECOVERY FUNDS



MISSOURI'S PLAN FOR

AMERICAN RESCUE PLAN ACT STATE FISCAL RECOVERY FUNDS (ARPA)

These ARPA programs have been thoroughly vetted and meet the following guiding principles:

✓ SUSTAINABLE

- Limited to one-time expenditures and minimal ongoing costs.

✓ LONG-TERM IMPACT

- This is a once-in-a-lifetime opportunity. We want to make the most of these investments for the next generation to help transform communities and improve the lives of citizens for the long-term.

✓ SIZABLE IMPACT ACROSS THE STATE

- Statewide or significant regional impact.

✓ CAPACITY

- State agencies, contractors, and businesses are able to administer the funding within the allowable timelines of ARPA.

✓ PROGRAMS, NOT PROJECTS

- Not limiting funds for single projects or organizations, but making grants available for entities to apply and compete.
- Increased competition and access to funding for organizations and businesses across the state.

✓ LEVERAGING FUNDS THROUGH MATCHING FUNDS

- Maximizes available funding by maximizing total funds available and focusing local and state efforts around shared priorities.
- Ensures local buy-in and commitment.
- Helps protect local government from federal audits.

TABLE OF CONTENTS

04 INFRASTRUCTURE

05 BROADBAND

06 WATER, WASTERWATER, AND STORMWATER

08 ECONOMIC & COMMUNITY DEVELOPMENT

09 WORKFORCE

11 EDUCATION

12 DIGITAL MODERNIZATION AND BETTER GOVERNMENT

13 PUBLIC SAFETY

15 TOURISM

16 HEALTH CARE



INFRASTRUCTURE

Providing essential services to Missouri citizens and businesses is the role of state government. Governor Parson understands that investments in high-speed internet supports learning, health care, business, and agriculture in today's economy. These investments will expand connectivity in every corner of the state for hundreds of thousands of Missourians. Water is one of Missouri's most abundant and precious resources. Long-term investments in drinking water, wastewater, and stormwater are critical to strengthen every town and county in the state.



BROADBAND

BROADBAND INFRASTRUCTURE

\$250M

Funding the expansion of high-speed broadband availability to Missouri households and businesses through the deployment of last and middle-mile broadband infrastructure. The Broadband Infrastructure Program will fund multiple grants through public and private partnerships with broadband providers.

RURAL TELEHEALTH ACCESS

\$34M

Providing citizens in rural counties access to telehealth and telemedicine services to help reduce rural health care disparities.

100 CELL TOWERS CAMPAIGN

\$30M

Expanding wireless networks across the state to improve broadband access. The establishment of the Broadband Cell Tower Program will enable the construction, retrofitting, or refurbishment of towers on public lands, invest in suburban and urban coverage gaps, and encourage additional wireless capacity and expansion with all cellular carriers and fixed wireless broadband providers.

DIGITAL LITERACY CAMPAIGN

\$30M

Assisting citizens by partnering with non-profits to provide digital literacy and skills training.

BROADBAND AFFORDABILITY

\$30M

Assisting households that have physical access to the internet, but struggle to afford the monthly costs for internet service to access services such as telehealth and remote learning.

BROADBAND CAPACITY

\$10M

Investing in the Office of Broadband Development to launch and maintain a GIS broadband coverage mapping effort. Funding will also support local broadband planning efforts through broadband feasibility analysis, planning, and technical assistance.

CAPITOL COMPLEX PUBLIC SAFETY COMMUNICATIONS

\$13.3M

Bridging and prioritizing cellular and radio networks to improve coverage and capacity for first responders around the Capitol complex.

STATE PARKS CONNECTIVITY AND PUBLIC WIFI

\$9.6M

Improving visitor satisfaction by meeting an increased demand for Wi-Fi from park visitors, improving the efficiency of staff and business partners, and investing in local community broadband access.

NEXT GENERATION 911 GIS

\$8M

Funding to bring all counties up to Next Generation 911 GIS standards to improve 911 calls and dispatching efforts.



WATER, WASTEWATER, AND STORMWATER

WATER, WASTEWATER, AND STORMWATER GRANTS AND LEAD SERVICE LINE IDENTIFICATION

\$411.7M

Investing in drinking water, wastewater, and stormwater infrastructure projects in communities across Missouri, including identifying water service lines containing lead.



STATE PARKS WATER AND WASTEWATER

\$42.3M

Upgrading drinking water and wastewater systems in State Parks.

STATE FACILITY WATER AND WASTEWATER IMPROVEMENTS

\$29.4M

Funding to maintain, repair, and renovate water infrastructure for state facilities; including water distribution lines, connecting aging septic systems to more reliable sewer systems, and addressing stormwater management.

COLUMBIA BOTTOM LEVEE SETBACK AND ROAD RELOCATION

\$27M

Reconnecting the Missouri and Mississippi Rivers with the historic floodplain in St. Louis County and securing more than three thousand acres of forested wetland for additional flood storage in the Columbia Bottom Conservation Area. The project will also relocate the damaged main road away from flood hazards and add flood resiliency features to maintain a popular river access in the area.

MISSOURI HYDROLOGY INFORMATION CENTER

\$10.5M

Establishing a new Missouri Hydrology Information Center that will focus on flood-related projects, drought mitigation, aquifer characterization, modeling, and prediction. The center was recommended by the Governor's Flood Recovery Advisory Working Group to help Missourians understand their flood risk, drought susceptibility, water supply, and be better prepared for extreme weather events including flooding and drought.





ECONOMIC & COMMUNITY DEVELOPMENT

Governor Parson is committed to helping skill up our workforce and preparing the next generations for the demands of the future. We will continue to invest in key industries impacted by the pandemic as we make a strong recovery. The opportunity to make these kinds of statewide investments in our future workforce and higher education system are rare, but worthwhile. Our plan also supports sustainable community development through improving public safety and mental health services across the state.



WORKFORCE

COMMUNITY PARTNERSHIP DEVELOPMENT REVITALIZATION

\$250M

Encouraging local communities to make strategic investments in revitalizing their communities to spur economic development and growth. This program would create state matching funds for local community development and revitalization projects.

MISSOURI ONE START

\$30M

Developing Missouri's workforce in three core areas: assisting employers directly with recruitment, training and upskilling workers for job openings, and upgrading Missouri's training infrastructure.

INDUSTRIAL SITE DEVELOPMENT

\$25M

Providing grants to local economic development organizations, industrial development authorities, counties, or cities for infrastructure costs to develop new shovel-ready industrial sites.

SMALL BUSINESS GRANT 2.0

\$25M

Helping small businesses struggling to get workers to return to work by offsetting costs associated with encouraging workers to come back, updating technology, changing supply and production procedures, expanding clientele, and addressing cash flow challenges resulting from supply chain disruptions.

CAREER CENTERS

\$20M

Funding for Missouri's 57 area career centers to expand available programming, upgrade training equipment, and prepare high school students for the jobs of tomorrow.

NON-PROFIT GRANTS

\$20M

Providing grants to non-profit organizations to expand services or change the way services are offered as a result of the pandemic, including technology upgrades and serving additional clients in different ways.



AGRICULTURAL INNOVATION IN EDUCATION

\$10M

Providing funds to higher education institutions to implement agricultural innovation in education workforce programs that support Missouri's number one economic driver.

MOEXCELS FOR PRIVATE HIGHER EDUCATION INSTITUTIONS

\$10M

Funding for a MoExcels program for private non-profit institutions that helps expand capacity in high-demand workforce fields.

MISSOURI JOB CENTERS

\$2.7M

Modernizing Missouri Job Centers to better serve job seekers and employers with adaptive technology to serve Missourians with disabilities, virtual delivery of services, updated facilities with modern equipment and technologies, and consistent branding.

WORKFORCE OUTREACH

\$1.8M

Promoting Missouri Job Center services, state student financial aid programs, apprenticeships and work-based training programs, as well as traditional higher education paths. This outreach would target underserved populations along with those most impacted by the pandemic. This funding would also provide outreach to underemployed Missourians to help them obtain new skills, training, and education.

AUTOMOTIVE TRANSFORMATION STUDY

\$200,000

Funding to identify the impacts of the automotive industry's transition to electrical vehicles in Missouri. The study is key for Missouri's small and midsize manufacturers as they navigate the challenges ahead in one of the state's top industries.



EDUCATION

INVESTING IN HIGHER EDUCATION CAPITAL PROJECTS

\$468.9M

Investing in capital improvement projects that transform how Missouri conducts research, trains workers, and supports communities:

- Crowder College - Transportation Technology Building
- East Central College - Rolla Campus
- Harris-Stowe University - STEM Academic Building
- Jefferson College - Arnold Expansion and Renovation
- Lincoln University - Health Sciences & Crisis Center
- Metropolitan Community College - Teaching and Learning Environment Enhancement
- Mineral Area College - Center for Excellence
- Missouri Southern State University - Health Sciences, Technology & Innovation Center
- Missouri University of Science and Technology - Missouri Protoplex
- Missouri State University - Center for Transformational Education for Life, Physical, and Health Sciences
- Missouri Western State University - Convergent Technology Alliance Center
- Moberly Area Community College - Next Century Networking
- North Central Missouri College - Student Center
- Northwest Missouri State University - School of Education
- Ozarks Technical Community College - Airframe and Powerplant Maintenance Center for Excellence
- Southeast Missouri State University - River Campus Extension
- State Fair Community College - Advanced Ag & Transportation Tech
- State Technical College - Supply Chain Workforce Education
- St. Charles Community College - Workforce Technical Innovation
- St. Louis Community College - Health Sciences Center
- Three Rivers College - Technical Education Expansion
- Truman State University - Student Access & Success Center
- University of Central Missouri - Humphreys Building Renovation
- University of Missouri - Columbia - NextGen Precision Health
- University of Missouri - Kansas City - Health Sciences District Development
- University of Missouri - St. Louis - Campus of the Future



DIGITAL MODERNIZATION & BETTER GOVERNMENT

DIGITAL GOVERNMENT TRANSFORMATION

\$126.1M

Developing online government services and modernizing both the business and citizen experience to be customer centric.

CHILD SUPPORT SYSTEM

\$27.3M

Modernizing the Missouri Automated Child Support System by updating the current system which was originally established in 1997.

LICENSURE E-LICENSING SYSTEM

\$21M

Replacing the existing licensure system at the Department of Commerce and Insurance with software that preserves existing business functionality and provides new functionality for the Division of Professional Registration.

DIVISION OF YOUTH SERVICES CASE MANAGEMENT

\$7M

Replacing the current case management system originally built in 1975, to provide better care for youth served by the Division of Youth Services and improve case management coordination. A modernized system will enable Division of Youth Services to electronically store case notes, court and treatment documents, digital photos, and other forms.

COURTROOM TECHNOLOGY

\$5M

Providing funds to the judiciary to improve technology capabilities throughout Missouri courtrooms.

CHILD SUPPORT PORTAL

\$1M

Implementing a self-service child support portal to help families digitally obtain information about their case, update their demographics, or request a review of their order.

GRAIN REGULATORY SERVICES

\$1M

Upgrading obsolete software that supports the Grain Regulatory Services Program, which licenses, bonds, and audits grain warehouses and grain dealers in Missouri.

MODERNIZING TIMEKEEPING

\$600,000

Upgrading Department of Mental Health programs from paper timekeeping processes to a new electronic system.

STATEWIDE HVAC

\$50M

Taking action on deferred maintenance of statewide HVAC needs.



PUBLIC SAFETY

STATEWIDE COVID-19 RESPONSE

\$400M

Funding to maintain Missouri's statewide COVID-19 response, including personal protective equipment, emergency staffing needs, vaccine administration, testing, and monoclonal antibodies infusion sites.

PUBLIC SAFETY CRIME LAB

\$104.7M

Constructing a new public safety crime lab in Jefferson City that will assist local law enforcement agencies in investigating and processing sexual assault forensic examination kits, toxicology, firearms, and drug analysis reports.

FIRST RESPONDERS

\$30M

Funding a grant program for first responders, emergency medical services personnel, fire departments, and local law enforcement agencies to address various needs in their agencies, including equipment, training, and technology improvements.

VICTIMS OF CRIME ACT (VOCA)

\$24M

Providing relief to non-profit organizations that provide services and supports to victims of crime by supplementing recent federal changes to VOCA funding. This funding will help maximize the sustainability of VOCA funding over the next several years.

PEACE OFFICER STANDARDS AND TRAINING ACADEMIES TECHNOLOGY UPGRADES

\$10.5M

Enhancing Missouri's 21 Peace Officer Standards and Training academies with new technology and equipment to better train and equip state, county, and municipal peace officers.

PUBLIC SAFETY RADIO, CAMERA, AND DISPATCH SYSTEM

\$19.5M

Funding to replace video storage devices and radio systems at Department of Corrections facilities and expanding statewide public safety radio capacity.

CRIME INTERVENTION

\$5M

Providing grants to local community organizations across the state for crime mitigation efforts.

SEXUAL ASSAULT KIT TESTING

\$4.5M

Funding to help eliminate the current sexual assault kit backlog and prevent a future backlog.



TOURISM

ROCK ISLAND CORRIDOR

\$69.3M

Investing in the construction of a 78-mile section of the Trail stretching from Eugene to Beaufort, including two tunnels and two major bridges, including the corridor's longest bridge which spans 1,771 feet over the Gasconade River.

LOCAL TOURISM ASSET DEVELOPMENT

\$50M

Funding for communities to develop local community tourism assets such as community tourism sites and way-finding signs to encourage local tourism to Missouri communities.

STATE FAIRGROUNDS ARENA AND GROUNDS IMPROVEMENTS

\$43.1M

Funding for the construction of a new covered arena, land acquisition, 600 new campsites, and four stormwater projects to help attract new events and visitors to the State Fair.

ENTERTAINMENT VENUES, ART CENTERS, MUSEUMS

\$20M

Creating a grant program to support entertainment venues, art centers, museums, and other venues impacted by the pandemic.

TOURISM MARKETING

\$13M

Funding will allow Missouri to better compete for traveler market share, recover from COVID-19 impacts, and remain competitive with other states.

SHEPHERD OF THE HILLS HATCHERY VISITOR CENTER

\$5M

Building a new energy efficient visitor's center with interpretive exhibits, an aquarium, educational space, and additional public restrooms. These changes will also improve Americans with Disabilities Act (ADA) accessibility and expand parking. It will also help the Center continue to be one of the top free tourism destinations in the Branson area.



HEALTH CARE

Governor Parson's plan will improve the health and well-being of all Missourians. A key part of this is strengthening our health care facilities and programs for the most vulnerable in communities across our state. Governor Parson's continued investments in health care are designed to help Missourians who might otherwise lack access to quality care.

ONE HEALTH LAB

\$78.6M

Funding to construct new laboratory facilities to co-locate the Department of Health and Senior Services Public Health Lab, Department of Agriculture Animal Health Lab, Department of Natural Resources Environmental Quality Lab, and Department of Conservation Lab together on one campus to leverage resources, increase capacity and innovation, and maximize collaboration between agencies.

COMMUNITY PROVIDER CAPITAL IMPROVEMENTS

\$139.5M

Capital improvement grants to Federally Qualified Health Centers and Certified Community Behavioral Health Organizations to expand services for underserved populations, support COVID-19 accommodations, and expand programs to meet increased demand for behavioral health and substance use disorder services.

ELECTRONIC HEALTH RECORDS (EHR) SYSTEMS

\$16M

Implementing or replacing EHR systems in all Department of Mental Health state operated facilities.

ASSISTED LIVING AND RESIDENTIAL CARE FACILITY ASSISTANCE

\$10M

Allocating funds for a COVID-19 recovery grant program to address assisted living facility needs including workforce recruitment and retention and COVID-19 response.

DEPARTMENT OF MENTAL HEALTH GROUP HOMES ADA UPGRADES

\$7M

Upgrading all Division of Behavioral Health cottages and group homes to be fully ADA accessible and to meet standards for kitchens, bedrooms, hallways, bathrooms, and doorways.

DIVISION OF YOUTH SERVICES ROCKBRIDGE DAY TREATMENT CENTER

\$6M

Constructing a nature school and day treatment center at Rock Bridge State Park to meet the need for alternative school services for Division of Youth Services and Children's Division students in the mid-Missouri area.

CRISIS RESPONSE REFERRAL RESOURCES

\$1.1M

Creating a registry for law enforcement, hospitals, state departments, families, and other partners to identify emergency and referral resources available for mental health and substance use treatments.



“

We must be mindful about the role of government and where and how it should be involved.

Government should invest, not waste.

Government should lead, not dictate.

Government should support, not mandate.

–Governor Mike Parson

THE MISSOURI BUDGET

Fiscal Year 2023

REVIEW OF FISCAL YEAR 2021 REVENUE

The COVID-19 pandemic, which began in the spring of 2020, continued to have a significant impact on Missouri's revenue collections. In Fiscal Year 2021, net general revenue collections grew by 25.8 percent over the previous year. The increase in net general revenue was primarily driven by the income tax return filing due date which was moved from April 15, 2020 to July 15, 2020, which resulted in Fiscal 2020 income tax receipts being collected in Fiscal Year 2021. Had the tax due dates in Fiscal Year 2020 not been delayed into Fiscal Year 2021, Fiscal Year 2021 net general revenue would have grown by 7.6 percent. Returning to more normal income tax due dates, Fiscal Year 2022 revenues are forecasted to decline by (0.5) percent. Fiscal Year 2023 revenues are forecasted to grow by 2.1 percent.

THE ECONOMIC OUTLOOK

U.S. Economic Position

The national economy saw a dramatically steep, but short, recession during the second quarter of Calendar Year 2020. While national GDP has fully recovered from the record recession, supply constraints, employment constraints, inflation, and continued COVID concerns are still weighing on the national recovery.

The national unemployment rate hit a cyclical low of 3.5 percent prior to the start of the COVID-19 pandemic. At the height of the pandemic, the national unemployment rate reached 14.8 percent. By November 2021, the national unemployment rate had declined to 4.2 percent. Continued recovery is expected through 2022.

The housing sector has done remarkably well since the start of the pandemic. Single-family starts were up 1.1 percent in November 2021. However, average monthly growth from November 2020 through November 2021 was 21.0 percent. Housing prices have seen remarkable growth during 2021. Housing prices appear to be slowly moderating from their peak in July 2021; however, growth is still up 18.9 percent for the year. The inventory of homes was back up to a six and a half month supply as of November 2021, after reaching a low of three and a half months supply in late 2020.

Personal income growth received a strong boost from the federal stimulus passed in multiple federal aid packages throughout 2020 and 2021. Consumer confidence has been volatile as inflation and COVID-19 concerns weigh on consumers. Consumer spending has been extremely strong through 2021 boosted by federal stimulus payments and strong wage growth. Both personal income and consumer spending are expected to remain strong for the near future. Despite a volatile year, the stock market continued its record growth. Inflation is up 6.8 percent for the year as consumers spending increased wages and federal stimulus payments meet supply constraints.

Economic Projections

Increase by Calendar Year			
	<u>2021</u>	<u>2022</u>	<u>2023</u>
<u>US</u>			
Real GDP	5.5%	4.4%	2.9%
Employment	2.8%	4.0%	1.7%
Personal Income	6.5%	1.0%	5.0%
Consumer Expenditures	10.0%	5.4%	3.3%
Consumer Prices	4.5%	3.8%	2.2%
<u>MO</u>			
Employment	2.0%	2.7%	0.9%
Personal Income	6.7%	0.1%	4.7%

The outlook over the next two years shows strong, but slowing growth. As the labor market continues to improve, wage growth is expected to remain strong. This will keep consumer spending from collapsing with the winding down of federal stimulus. Further, oil and energy prices are expected to moderate which will boost consumer and business confidence.

The Federal Reserve slashed interest rates at the beginning of 2020 in order to combat the pandemic-induced recession. The Federal Reserve began tapering assets in the fall of 2021. Once asset tapering is complete, expectations are that the Federal Reserve will begin raising interest rates in mid-2022 to combat high inflation. The Federal Reserve will need to move cautiously over the next year as supply and demand misalignment may plague the economy for the near future.

In addition, there are other risks to this outlook. Geopolitical conflicts in the Middle East could have a powerful impact on oil prices. Tensions in Asia and the British exit from the European Union could have strong impacts on world trade. However, economic growth could exceed expectations if COVID vaccines are distributed around the world quicker than

expected and supply bottlenecks ease faster than anticipated.

Missouri Economic Position

Missouri's economy performed slightly better than the national economy since the start of the COVID-19 pandemic. Employment did not decline as much in Missouri and recovered faster. By November, employment had increased 1.4 percent for the year. The peak unemployment rate was 12.5 percent in April 2020. Through November 2021, the unemployment rate had declined to 3.5 percent. Continued improvement in employment is expected through 2022.

Personal income received a strong boost during 2021 from federal stimulus payments. Meanwhile wages and salaries have seen the strongest growth in more than two decades. Wages and salaries grew by 11.6 percent in second quarter of 2021 and by 9.3 percent in the third quarter of 2021. As the labor force continues to recover, strong wage growth is expected to continue.

Missouri's economy is expected to follow the national economy trend through 2023. While Missouri's economy was not hit as hard as the

national economy, Missouri's recovery will start to slow compared to forecasted national growth. Much over the next year will depend on inflation, supply constraints, and continued COVID case and variant trends.

REVENUE PROJECTIONS FOR FISCAL YEARS 2021 AND 2022

Revenue forecasting is challenging under the best of circumstances but forecasting through the pandemic has been especially challenging. In addition to the typical forecasting uncertainty, the forecast for the next two years will be significantly impacted by potential federal legislation, inflation and the Federal Reserve's reactions, supply constraints that have proven to be less transitory than initially believed, and sudden shifts in consumer behavior as the pandemic continues.

Revenue growth for Fiscal Year 2022 is expected to remain strong as the economic recovery continues, but for the comparison issues that resulted from the delayed income tax payments received during Fiscal Year 2021. All major general revenue income categories are forecasted to have strong growth through Fiscal Year 2022, removing the delayed income tax from Fiscal Year 2021, resulting in an estimated 7.0 percent growth in net general revenue. However, because Fiscal Year 2021 received a significant amount of Fiscal Year 2020 income tax payments, Fiscal Year 2022 net general revenue is forecasted to decline by (0.5) percent.

The forecast for Fiscal Year 2023 reflects moderating revenue growth as the recovery transitions into a more typical business expansion cycle. Governor Parson's Fiscal Year 2023 budget is based on a forecasted growth of 2.1 percent compared to the revised Fiscal Year 2022 estimate.

REVENUE LIMITATION AMENDMENT

Article X of the Missouri Constitution establishes a revenue and spending limit on state government. The limit is 5.6 percent of Missouri personal income, based on the relationship between personal income and total state revenues when the limit was established and approved by voters in November 1980. Calculations made pursuant to Article X of the Missouri Constitution show that total state revenues for Fiscal Year 2020 were below the total state revenue limit by \$6.1 billion.

The Office of Administration projects that total state revenues will not exceed the total state revenue limit in Fiscal Years 2022 or 2023. These preliminary calculations are subject to change as actual state revenue collections become known and as the federal government revises its estimates of Missouri personal income. These projections could change if legislation is approved to increase taxes without a vote of the people. Pursuant to Article X of the Missouri Constitution, revenue approved by the voters is not subject to the revenue and spending limit.

In addition, Article X, Section 18(e) of the Missouri Constitution states the General Assembly shall not increase taxes or fees in any fiscal year, without voter approval, that in total produce net new annual revenues greater than \$50 million, adjusted annually by the percentage change in the personal income of Missouri for the second previous year, or one percent of total state revenues for the second fiscal year prior to the General Assembly's action, whichever is less.

"Net new annual revenues" is defined as the net increase in annual revenues produced by the total of all tax or fee increases by the General Assembly in a fiscal year, less refunds and less all contemporaneously occurring tax or fee reductions in that same fiscal year.

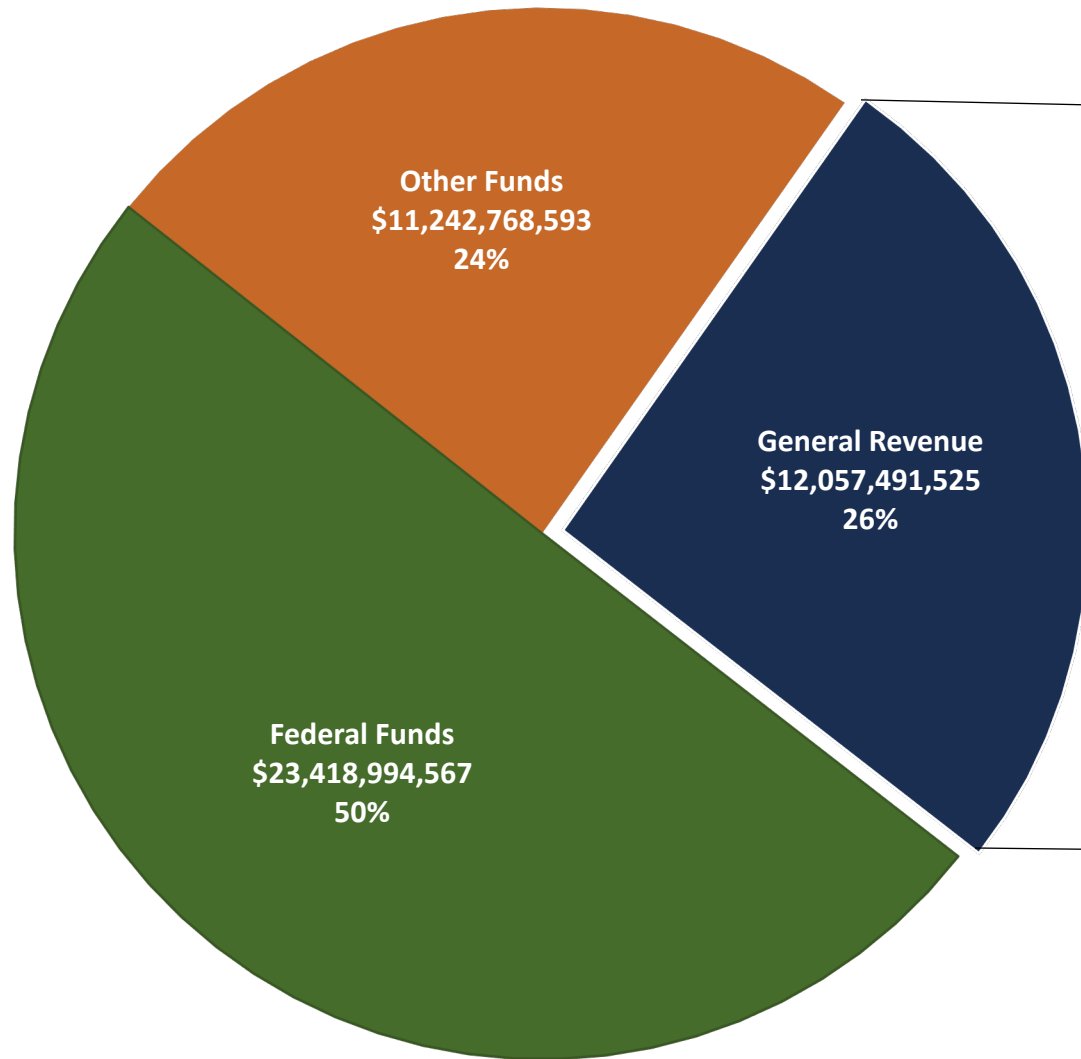
For Fiscal Year 2021, the calculations are \$139.4 million for the personal income amount and \$111.8 million for the one percent of total state revenues amount. Legislative actions in the 2021 session resulted in a decrease of \$53.3 million in state revenues when the provisions are fully implemented.

For Fiscal Year 2022, the calculations are \$147.9 million for the personal income amount and \$104.6 million for the one percent of total state revenues amount.

FISCAL YEAR 2023 GOVERNOR'S RECOMMENDED OPERATING BUDGET

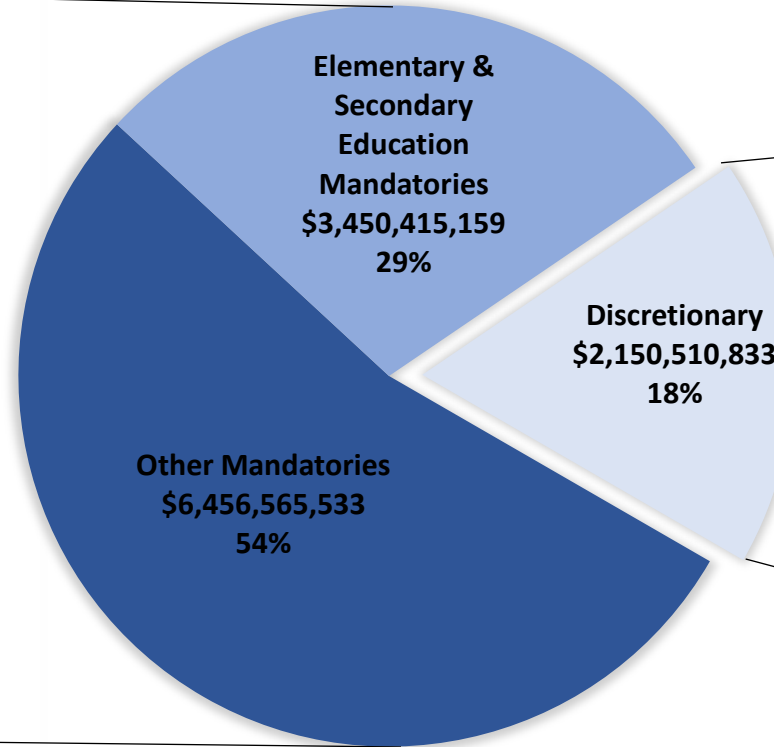
TOTAL BUDGET (ALL FUNDS)

*\$46,719,254,685



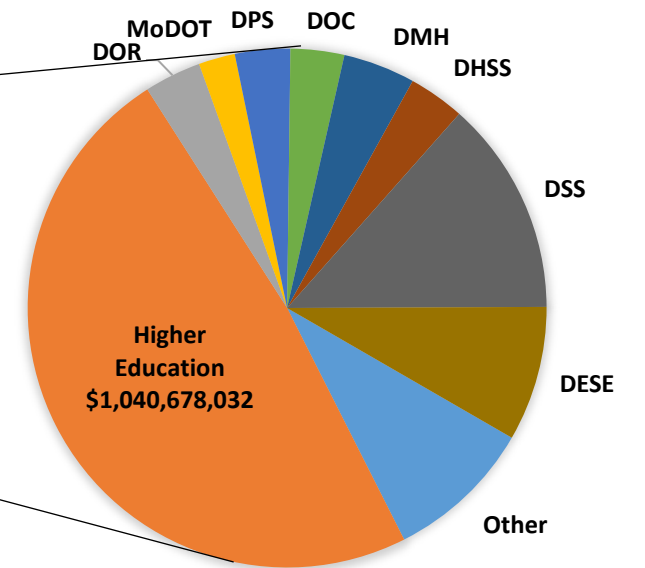
TOTAL GENERAL REVENUE

\$12,057,491,525



DISCRETIONARY GENERAL REVENUE

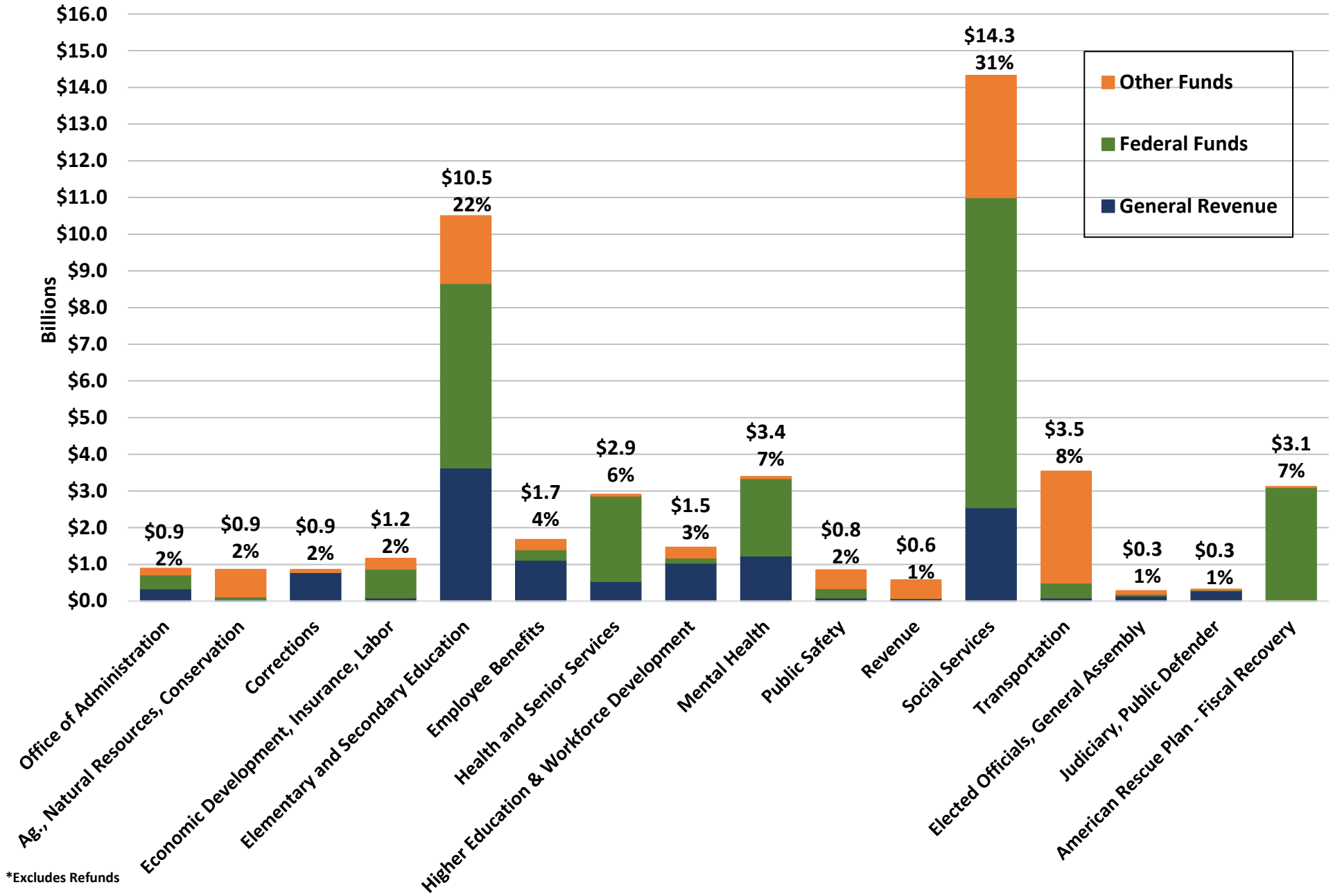
\$2,150,510,833



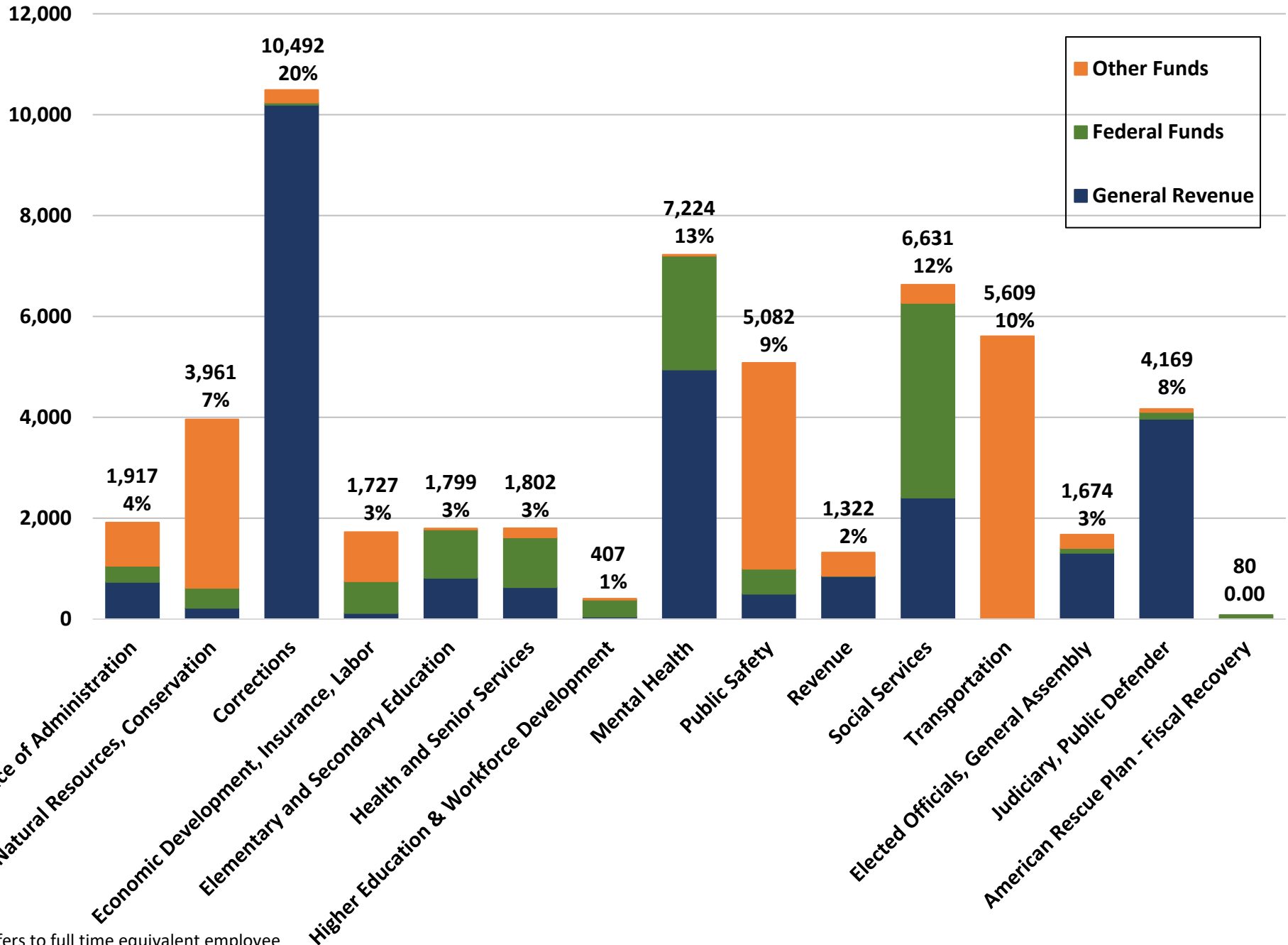
- DOR - Revenue \$76M
- MoDOT - Transportation \$49M
- DPS - Public Safety \$74M
- DOC - Corrections \$72M
- DMH - Mental Health \$97M
- DHSS - Health & Senior Services \$75M
- DSS - Social Services \$288M
- DESE - Elementary & Secondary Ed \$181M
- Other - \$198M

*Excludes Refunds

FISCAL YEAR 2023 GOVERNOR'S RECOMMENDED OPERATING BUDGET (ALL FUNDS) - *\$46,719,254,685

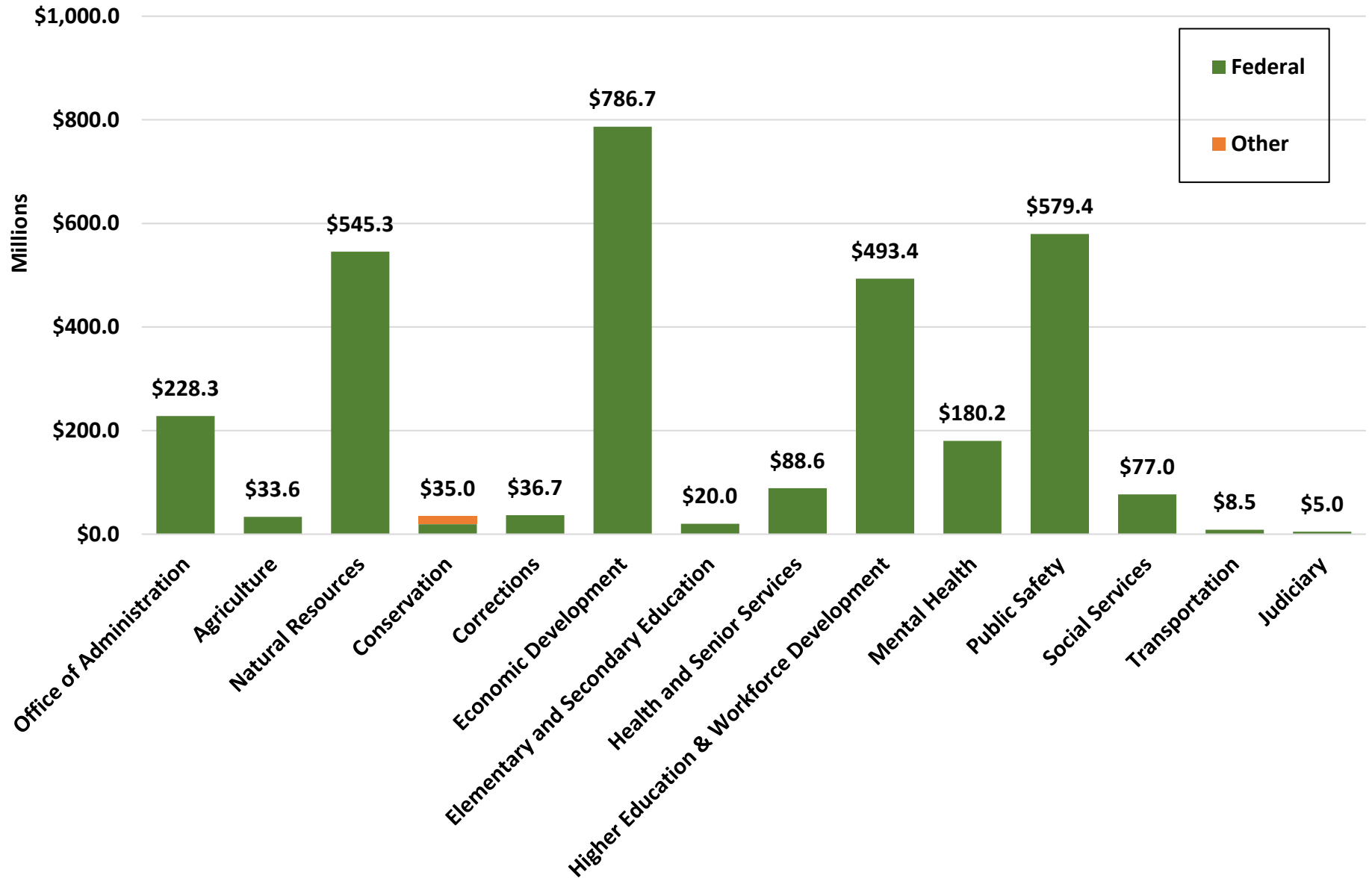


FISCAL YEAR 2023 GOVERNOR'S RECOMMENDED FTE* (ALL FUNDS) – 53,895



*FTE refers to full time equivalent employee

American Rescue Plan Act – State Fiscal Recovery Funds - \$3,117,572,184*



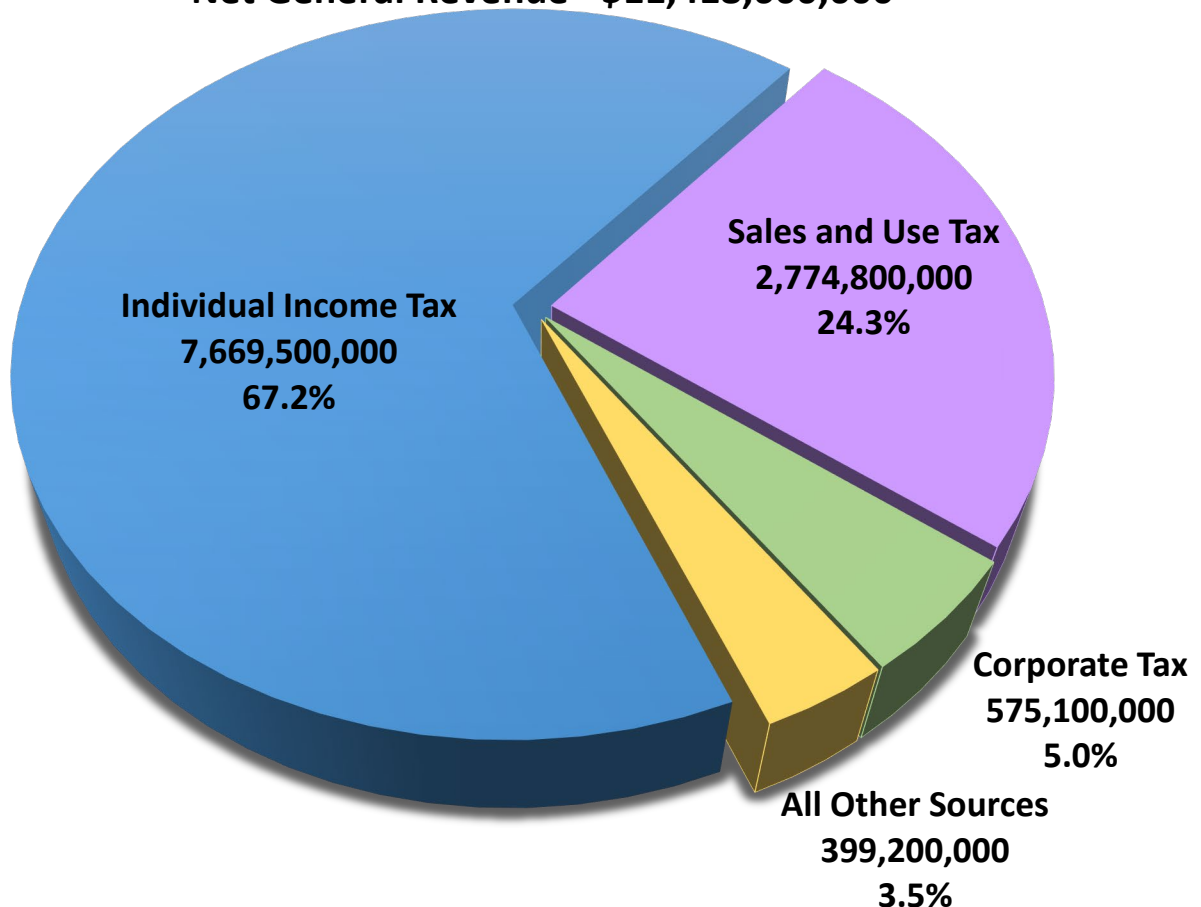
*Includes \$219 million Budget Stabilization Fund and \$16 million Conservation Commission Fund.

GENERAL REVENUE COLLECTIONS AND ESTIMATES

Collections	Actual Collections FY 2021	Revenue Estimate FY 2022	Revenue Estimate FY 2023
Individual Income Tax	\$ 8,916,231,781	\$ 8,676,600,000	\$ 8,933,600,000
Sales and Use Tax	2,428,857,217	2,722,200,000	2,829,800,000
Corporate Income/Franchise Tax	797,109,950	719,400,000	702,700,000
County Foreign Insurance Tax	303,516,472	304,000,000	308,000,000
Liquor Tax	34,079,008	34,200,000	34,300,000
Beer Tax	7,538,239	7,600,000	7,700,000
Interest on Deposits and Investments	9,830,908	11,500,000	12,000,000
Federal Reimbursements	31,793,498	6,100,000	7,700,000
All Other Sources	206,709,875	210,400,000	212,800,000
Total General Revenue Collections	12,735,666,948	12,692,000,000	13,048,600,000
Refunds	(1,495,748,769)	(1,508,300,000)	(1,630,000,000)
Net General Revenue Collections	\$ 11,239,918,179	\$ 11,183,700,000	\$ 11,418,600,000
Net Growth Rate		-0.5%	2.1%

FISCAL YEAR 2023 REVENUE ESTIMATE

Net General Revenue - \$11,418,600,000



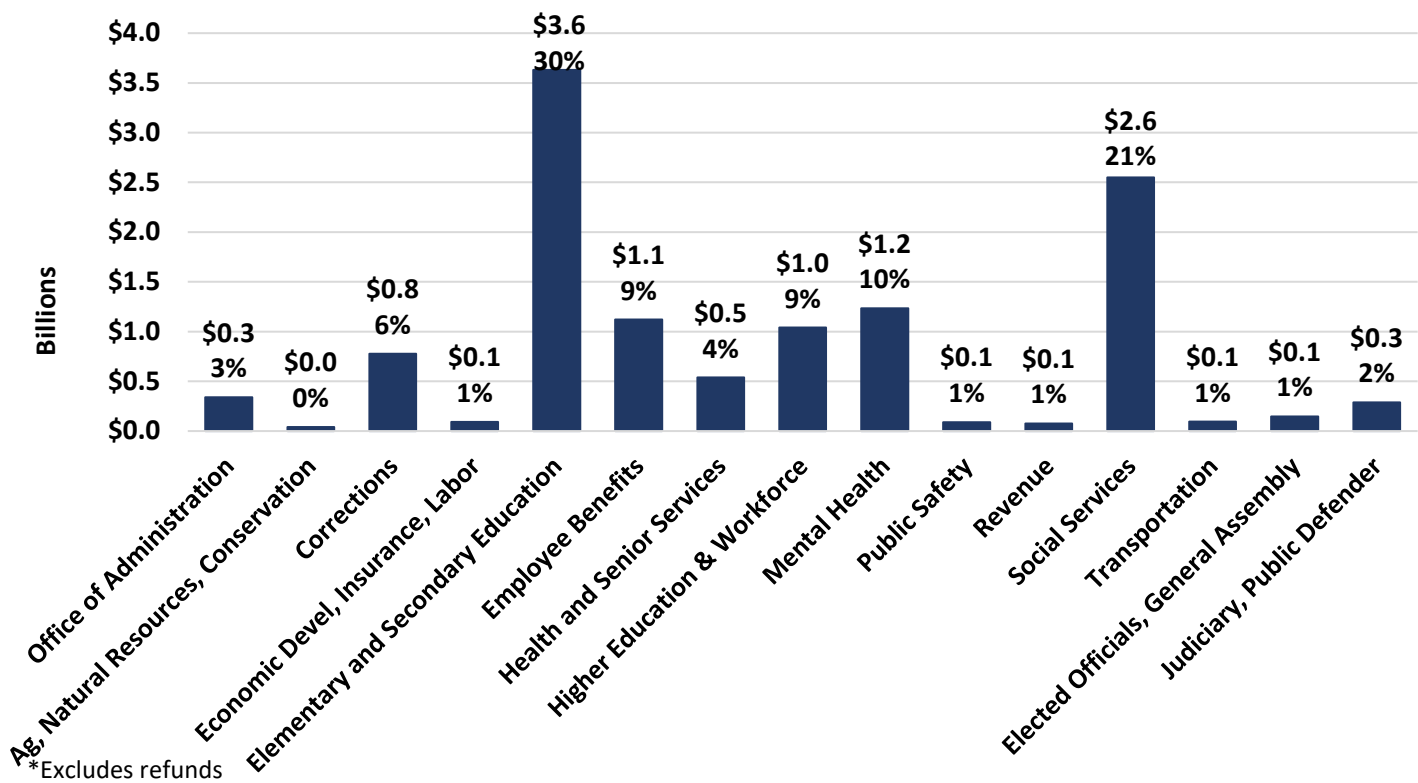
GENERAL REVENUE SUMMARY

<u>RESOURCES</u>	<u>FY 2021</u>	<u>FY 2022</u>	<u>FY 2023</u>
Beginning Balance	\$ 529,861,445	\$ 1,977,731,611	\$ 2,975,123,112
Previous Year's Lapse ¹	273,027,747	376,399,116	101,301,605
Revenue Collections	12,735,666,947	12,692,000,000	13,048,600,000
Refunds	(1,495,748,769)	(1,508,300,000)	(1,630,000,000)
Collection Additions	(172,091,394)	0	0
Transfers to Fund	272,853,965	131,696,645	478,175,368
Total Resources Available	\$ 12,143,569,942	\$ 13,669,527,371	\$ 14,973,200,085
<u>OBLIGATIONS</u>			
Operating Appropriations	\$ 10,008,035,292	\$ 10,427,854,946	\$ 12,057,491,525
Capital Appropriations	87,865,750	100,330,549	216,632,620
Capital Reappropriations	12,914,269	2,054,685	1,301,605
Supplemental	266,697,955	175,784,739	250,000,000
Confirmed Lapse	(209,674,935)	(11,620,660)	0
Total Obligations	\$ 10,165,838,331	\$ 10,694,404,259	\$ 12,525,425,750
Balance	\$ 1,977,731,611	\$ 2,975,123,112	\$ 2,447,774,335
Extraordinary Pension Payment	0	0	(500,000,000)
Extraordinary Debt Payment	0	0	(100,000,000)
Cash Operating Expense Fund	0	0	(281,000,000)
Ending Balance	\$ 1,977,731,611	\$ 2,975,123,112	\$ 1,566,774,335

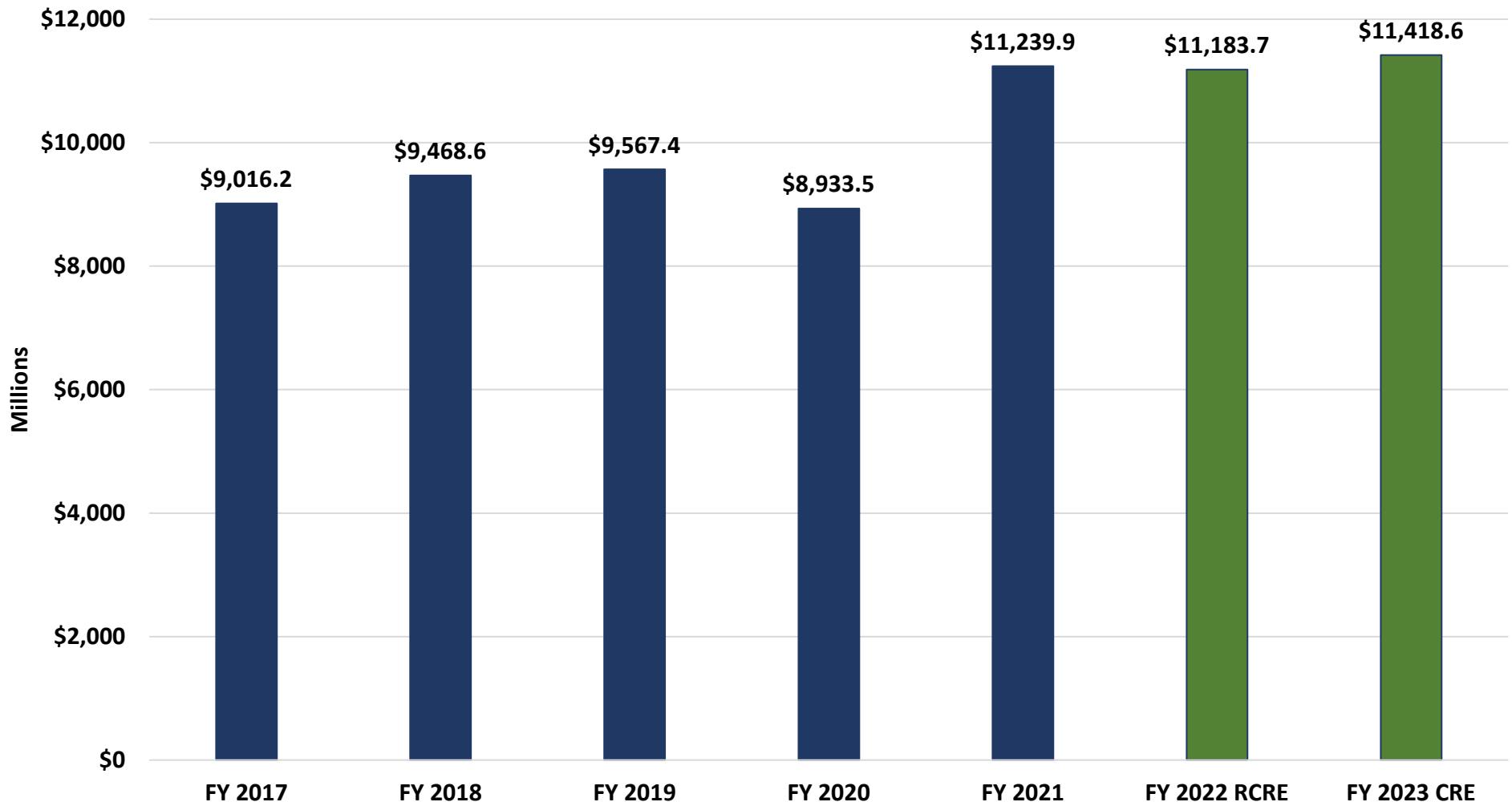
NOTES TO GENERAL REVENUE SUMMARY

(1) Unexpended appropriations are counted as a resource in the next fiscal year to avoid premature commitment of uncertain resources until actual lapses are known. This includes reserves authorized by Section 33.290, RSMo.

FISCAL YEAR 2022 GOVERNOR'S RECOMMENDED OPERATING BUDGET (GENERAL REVENUE) - *12,057,491,525



NET GENERAL REVENUE COLLECTIONS – FISCAL YEARS 2017-2023



Fiscal Year 2023 Budget Summary

House <u>Bill</u>	FY 2021 <u>Expenditures</u>	FY 2022 <u>Appropriations</u>	FY 2023 Governor's <u>Recommendation</u>	
1	<u>Public Debt</u>			
	General Revenue	16,058,617	11,303,325	10,000
	Federal Funds	0	0	0
	Other Funds	1,084,494	1,103,925	0
	Total	17,143,111	12,407,250	10,000
2	<u>Elementary and Secondary Education</u>			
	General Revenue	3,450,943,162	3,609,098,782	3,631,072,653
	Federal Funds	1,229,563,670	2,259,629,274	5,029,344,652
	Other Funds	1,570,526,708	1,616,295,032	1,841,830,526
	Total	6,251,033,540	7,485,023,088	10,502,247,831
	<u>Higher Education and Workforce</u>			
3	<u>Development</u>			
	General Revenue	818,863,289	984,336,341	1,040,678,032
	Federal Funds	145,988,723	152,562,691	138,269,820
	Other Funds	159,313,267	277,419,010	282,985,913
	Total	1,124,165,279	1,414,318,042	1,461,933,765
4	<u>Revenue</u>			
	General Revenue	59,400,474	64,248,965	76,210,483
	Federal Funds	1,820,212	4,130,415	4,152,203
	Other Funds	429,301,068	443,766,464	496,777,300
	Total	490,521,754	512,145,844	577,139,986
4	<u>Transportation</u>			
	General Revenue	61,777,976	95,986,350	94,424,070
	Federal Funds	83,116,934	232,252,556	402,976,475
	Other Funds	2,028,212,006	2,813,262,869	3,039,215,908
	Total	2,173,106,916	3,141,501,775	3,536,616,453
5	<u>Office of Administration</u>			
	General Revenue	161,193,967	338,235,516	259,562,336
	Federal Funds	59,801,885	539,203,737	358,602,899
	Other Funds	83,287,491	141,473,215	155,584,643
	Total	304,283,343	1,018,912,468	773,749,878
5	<u>Employee Benefits</u>			
	General Revenue	624,314,991	723,661,704	1,120,214,376
	Federal Funds	321,366,213	302,296,185	284,214,024
	Other Funds	184,611,510	230,588,841	270,580,282
	Total	1,130,292,714	1,256,546,730	1,675,008,682
6	<u>Agriculture</u>			
	General Revenue	6,845,715	7,720,117	7,246,870
	Federal Funds	3,585,068	26,902,363	7,144,630
	Other Funds	17,753,199	27,784,822	28,572,740
	Total	28,183,982	62,407,302	42,964,240
6	<u>Natural Resources</u>			
	General Revenue	71,751,073	31,352,183	33,331,231
	Federal Funds	39,779,918	66,733,183	75,698,030
	Other Funds	297,554,441	521,635,033	529,754,190
	Total	409,085,432	619,720,399	638,783,451

Fiscal Year 2023 Budget Summary

House Bill		FY 2021 <u>Expenditures</u>	FY 2022 <u>Appropriations</u>	FY 2023 Governor's <u>Recommendation</u>
6	<u>Conservation</u>			
	General Revenue	0	0	0
	Federal Funds	0	0	0
	Other Funds	150,442,898	172,752,997	179,943,372
	Total	150,442,898	172,752,997	179,943,372
7	<u>Economic Development</u>			
	General Revenue	62,317,792	71,826,113	88,536,473
	Federal Funds	371,902,625	620,853,714	661,636,906
	Other Funds	22,368,305	39,561,370	42,906,998
	Total	456,588,722	732,241,197	793,080,377
7	<u>Commerce and Insurance</u>			
	General Revenue	907,157	1,053,589	1,125,630
	Federal Funds	1,400,000	1,400,000	1,650,000
	Other Funds	46,986,600	63,616,977	66,034,819
	Total	49,293,757	66,070,566	68,810,449
7	<u>Labor and Industrial Relations</u>			
	General Revenue	1,852,928	2,388,761	2,713,201
	Federal Funds	65,760,530	166,203,764	121,934,948
	Other Funds	91,247,340	129,870,113	175,426,495
	Total	158,860,798	298,462,638	300,074,644
8	<u>Public Safety</u>			
	General Revenue	56,462,776	87,943,467	89,199,507
	Federal Funds	1,407,617,331	412,491,105	256,818,444
	Other Funds	296,391,225	462,574,204	498,875,114
	Total	1,760,471,332	963,008,776	844,893,065
9	<u>Corrections</u>			
	General Revenue	580,444,807	738,722,369	778,079,674
	Federal Funds	2,287,617	8,459,859	7,128,800
	Other Funds	54,757,208	75,726,497	76,008,403
	Total	637,489,632	822,908,725	861,216,877
10	<u>Mental Health</u>			
	General Revenue	927,466,882	959,722,635	1,232,928,025
	Federal Funds	1,236,952,299	1,777,321,254	2,107,819,208
	Other Funds	26,242,102	47,037,192	53,223,133
	Total	2,190,661,283	2,784,081,081	3,393,970,366
10	<u>Health and Senior Services</u>			
	General Revenue	389,052,834	411,858,534	537,958,132
	Federal Funds	1,237,099,894	1,900,669,263	2,326,978,777
	Other Funds	25,467,675	37,787,494	43,113,120
	Total	1,651,620,403	2,350,315,291	2,908,050,029
11	<u>Social Services</u>			
	General Revenue	1,969,170,812	1,827,710,426	2,550,201,128
	Federal Funds	5,205,926,310	5,635,231,755	8,452,569,758
	Other Funds	2,934,248,399	3,139,383,741	3,324,529,307
	Total	10,109,345,521	10,602,325,922	14,327,300,193

Fiscal Year 2023 Budget Summary

House Bill	FY 2021 <u>Expenditures</u>	FY 2022 <u>Appropriations</u>	FY 2023 Governor's <u>Recommendation</u>
12	<u>Elected Officials</u>		
	General Revenue	56,976,441	75,800,608
	Federal Funds	17,439,252	43,000,437
	Other Funds	61,169,334	79,344,016
	Total	135,585,027	198,145,061
12	<u>Judiciary</u>		
	General Revenue	197,349,408	216,781,681
	Federal Funds	4,230,984	14,767,438
	Other Funds	11,432,114	15,024,320
	Total	213,012,506	246,573,439
12	<u>Public Defender</u>		
	General Revenue	48,979,027	53,429,206
	Federal Funds	99,000	625,000
	Other Funds	1,303,663	2,748,609
	Total	50,381,690	56,802,815
12	<u>General Assembly</u>		
	General Revenue	36,775,709	39,160,240
	Federal Funds	0	0
	Other Funds	72,844	375,989
	Total	36,848,553	39,536,229
13	<u>Real Estate</u>		
	General Revenue	70,594,884	75,514,034
	Federal Funds	16,498,290	19,367,568
	Other Funds	10,363,140	11,483,804
	Total	97,456,314	106,365,406
14	<u>Operating Supplemental</u>		
	General Revenue		58,439,570
	Federal Funds		5,032,870,703
	Other Funds		174,491,028
	Total		5,265,801,301
15	<u>Operating Supplemental</u>		
	General Revenue		117,345,169
	Federal Funds		372,440,864
	Other Funds		404,935,688
	Total		894,721,721
20	<u>American Rescue Plan Act</u>		
	General Revenue	0	0
	Federal Funds	0	3,101,572,184
	Other Funds	0	16,000,000
	Total	0	3,117,572,184
	<u>Total Operating Budget</u>		
	General Revenue	9,669,500,721	10,427,854,946
	Federal Funds	11,452,236,755	14,184,101,561
	Other Funds ¹	8,504,137,031	10,350,616,534
	Total	29,625,874,507	34,962,573,041

Fiscal Year 2023 Budget Summary

House Bill	FY 2021 <u>Expenditures</u>	FY 2022 <u>Appropriations</u>	FY 2023 Governor's <u>Recommendation</u>
<u>Capital Improvements - One-Time Projects*</u>			
General Revenue	89,716,909	100,330,549	216,632,620
Federal Funds	21,582,465	237,611,435	140,871,739
Other Funds	41,692,303	257,087,488	248,818,790
Total	152,991,677	595,029,472	606,323,149
<u>Grand Total</u>			
General Revenue	9,759,217,630	10,528,185,495	12,274,124,145
Federal Funds	11,473,819,220	14,421,712,996	23,559,866,306
Other Funds	8,545,829,334	10,607,704,022	11,491,587,383
Total	29,778,866,184	35,557,602,513	47,325,577,834

* Reappropriations are recognized in the budget in the first year they are appropriated. Expenditures from reappropriations are recognized in the year in which the expenditure occurred.

Fiscal Year 2023 Budget FTE Summary

House <u>Bill</u>	FY 2021 <u>Budget</u>	FY 2022 <u>Budget</u>	FY 2023 Governor's <u>Recommendation</u>
1			
<u>Public Debt</u>			
General Revenue	0.00	0.00	0.00
Federal Funds	0.00	0.00	0.00
Other Funds	0.00	0.00	0.00
Total	0.00	0.00	0.00
2			
<u>Elementary and Secondary Education</u>			
General Revenue	784.52	816.72	816.72
Federal Funds	845.91	933.86	959.86
Other Funds	20.75	21.75	22.75
Total	1,651.18	1,772.33	1,799.33
<u>Higher Education and Workforce</u>			
3			
<u>Development</u>			
General Revenue	44.03	44.03	46.03
Federal Funds	344.02	344.02	339.02
Other Funds	21.80	21.80	21.80
Total	409.85	409.85	406.85
4			
<u>Revenue</u>			
General Revenue	840.02	812.02	850.02
Federal Funds	21.74	4.74	4.74
Other Funds	427.29	443.29	467.29
Total	1,289.05	1,260.05	1,322.05
4			
<u>Transportation</u>			
General Revenue	0.00	0.00	0.00
Federal Funds	14.29	14.29	14.29
Other Funds	5,487.58	5,487.58	5,594.58
Total	5,501.87	5,501.87	5,608.87
5			
<u>Office of Administration</u>			
General Revenue	686.21	710.92	734.21
Federal Funds	321.29	322.84	320.29
Other Funds	884.72	861.22	862.22
Total	1,892.22	1,894.98	1,916.72
6			
<u>Agriculture</u>			
General Revenue	89.14	92.77	93.77
Federal Funds	43.51	47.76	47.76
Other Funds	327.61	328.23	327.23
Total	460.26	468.76	468.76
6			
<u>Natural Resources</u>			
General Revenue	127.90	126.85	126.85
Federal Funds	356.29	349.86	349.86
Other Funds	1,225.88	1,219.94	1,224.94
Total	1,710.07	1,696.65	1,701.65

Fiscal Year 2023 Budget FTE Summary

House <u>Bill</u>	FY 2021 <u>Budget</u>	FY 2022 <u>Budget</u>	FY 2023 Governor's <u>Recommendation</u>
6			
<u>Conservation</u>			
General Revenue	0.00	0.00	0.00
Federal Funds	0.00	0.00	0.00
Other Funds	1,790.81	1,790.81	1,790.81
Total	1,790.81	1,790.81	1,790.81
7			
<u>Economic Development</u>			
General Revenue	73.60	73.60	77.60
Federal Funds	29.18	29.18	32.18
Other Funds	58.23	56.23	58.23
Total	161.01	159.01	168.01
7			
<u>Commerce and Insurance</u>			
General Revenue	16.00	16.00	16.00
Federal Funds	0.00	0.00	0.00
Other Funds	755.08	753.08	748.22
Total	771.08	769.08	764.22
7			
<u>Labor and Industrial Relations</u>			
General Revenue	22.22	22.22	22.22
Federal Funds	599.04	599.54	598.54
Other Funds	179.86	178.36	174.36
Total	801.12	800.12	795.12
8			
<u>Public Safety</u>			
General Revenue	491.57	494.57	500.82
Federal Funds	657.33	479.83	496.58
Other Funds	4,156.55	4,145.55	4,084.55
Total	5,305.45	5,119.95	5,081.95
9			
<u>Corrections</u>			
General Revenue	10,307.85	10,257.85	10,194.85
Federal Funds	43.00	43.00	43.00
Other Funds	329.88	287.88	253.88
Total	10,680.73	10,588.73	10,491.73
10			
<u>Mental Health</u>			
General Revenue	4,904.47	4,846.07	4,946.57
Federal Funds	2,310.33	2,309.83	2,256.88
Other Funds	20.50	20.50	20.50
Total	7,235.30	7,176.40	7,223.95
10			
<u>Health and Senior Services</u>			
General Revenue	649.08	609.88	632.93
Federal Funds	990.06	962.11	986.81
Other Funds	178.01	183.01	182.51
Total	1,817.15	1,755.00	1,802.25
11			
<u>Social Services</u>			
General Revenue	1,852.26	2,371.74	2,407.29
Federal Funds	4,490.44	3,813.40	3,857.42
Other Funds	362.91	362.64	365.84
Total	6,705.61	6,547.78	6,630.55

Fiscal Year 2023 Budget FTE Summary

House <u>Bill</u>	FY 2021 <u>Budget</u>	FY 2022 <u>Budget</u>	FY 2023 Governor's <u>Recommendation</u>
12 <u>Elected Officials</u>			
General Revenue	622.03	625.08	622.08
Federal Funds	100.63	94.63	94.63
Other Funds	256.36	262.31	266.31
Total	979.02	982.02	983.02
12 <u>Judiciary</u>			
General Revenue	3,244.30	3,278.30	3,284.80
Federal Funds	142.25	142.25	139.25
Other Funds	60.50	60.50	60.50
Total	3,447.05	3,481.05	3,484.55
12 <u>Public Defender</u>			
General Revenue	613.13	670.13	682.13
Federal Funds	0.00	0.00	0.00
Other Funds	2.00	2.00	2.00
Total	615.13	672.13	684.13
12 <u>General Assembly</u>			
General Revenue	689.92	689.92	689.92
Federal Funds	0.00	0.00	0.00
Other Funds	1.25	1.25	1.25
Total	691.17	691.17	691.17
14 <u>Operating Supplemental</u>			
General Revenue		2.67	
Federal Funds		88.10	
Other Funds		2.00	
Total		92.77	
15 <u>Operating Supplemental</u>			
General Revenue		8.30	
Federal Funds		5.50	
Other Funds		2.25	
Total		16.05	
20 <u>American Rescue Plan Act</u>			
General Revenue	0.00	0.00	0.00
Federal Funds	0.00	0.00	80.20
Other Funds	0.00	0.00	0.00
Total	0.00	0.00	80.20
<u>Total Budget</u>			
General Revenue	26,058.25	26,558.67	26,744.81
Federal Funds	11,309.31	10,491.14	10,621.31
Other Funds	16,547.57	16,487.93	16,529.77
Total	53,915.13	53,537.74	53,895.89

SUPPLEMENTAL RECOMMENDATIONS FISCAL YEAR 2022

HOUSE BILL 14

	<u>GENERAL REVENUE</u>	<u>FEDERAL FUNDS</u>	<u>OTHER FUNDS</u>	<u>TOTAL</u>
Department of Elementary and Secondary Education	\$ 1,111,278	3,149,516,409	\$ 32,213	\$ 3,150,659,900
Department of Higher Education and Workforce Development	52,367	409,847	22,231	484,445
Department of Revenue	1,401,791	7,890	697,165	2,106,846
Department of Transportation	0	28,175	9,932,785	9,960,960
Office of Administration	14,727,997	3,792,620	5,054,652	23,575,269
Department of Agriculture	349,838	67,850	209,957	627,645
Department of Natural Resources	641,165	10,675,014	1,251,836	12,568,015
Department of Conservation	0	0	1,993,245	1,993,245
Department of Economic Development	191,662	601,548	1,714	794,924
Department of Commerce and Insurance	26,109	0	1,212,912	1,239,021
Department of Labor and Industrial Relations	44,771	1,365,613	259,538	1,669,922
Department of Public Safety	1,002,847	807,695	8,814,973	10,625,515
Department of Corrections	11,538,661	59,749	287,295	11,885,705
Department of Mental Health	11,600,262	60,042	29,996	11,690,300
Department of Health and Senior Services	786,320	27,737,660	255,236	28,779,216
Department of Social Services	6,210,127	1,612,214,262	143,960,773	1,762,385,162
Elected Officials	1,669,210	120,165	281,397	2,070,772
Judiciary	4,301,535	257,097	73,333	4,631,965
State Public Defender	917,553	0	3,295	920,848
General Assembly	553,408	0	2,169	555,577
Statewide Real Estate	1,312,669	160,929	114,313	1,587,911
American Rescue Plan Act	0	224,988,138	0	224,988,138
TOTAL	\$ 58,439,570	\$ 5,032,870,703	\$ 174,491,028	\$ 5,265,801,301

HOUSE BILL 15

	<u>GENERAL REVENUE</u>	<u>FEDERAL FUNDS</u>	<u>OTHER FUNDS</u>	<u>TOTAL</u>
Department of Elementary and Secondary Education	\$ 3,370,812	110,058,818	165,391,000	\$ 278,820,630
Department of Higher Education and Workforce Development	0	0	6,000,000	6,000,000
Department of Revenue	1,136,489	0	55,146,392	56,282,881
Department of Transportation	0	5,500,000	4,700,000	10,200,000
Office of Administration	64,353,531	2,621,968	108,038	67,083,537
Department of Natural Resources	0	0	500,000	500,000
Department of Economic Development	0	8,259,837	0	8,259,837
Department of Labor and Industrial Relations	150,000	1,592,881	45,000,000	46,742,881
Department of Public Safety	2,914,647	4,600,000	0	7,514,647
Department of Corrections	16,345,035	0	0	16,345,035
Department of Mental Health	1,400,406	25,429,185	0	26,829,591
Department of Health and Senior Services	1,423,898	36,334,981	0	37,758,879
Department of Social Services	22,250,351	177,858,194	2,000,000	202,108,545
Elected Officials	4,000,000	0	0	4,000,000
Judiciary	0	0	126,090,258	126,090,258
American Rescue Plan Act	0	185,000	0	185,000
TOTAL	117,345,169	372,440,864	404,935,688	894,721,721

PUBLIC DEBT

FINANCIAL SUMMARY

	FY 2021 EXPENDITURE	FY 2022 APPROPRIATION	FY 2023 REQUEST	FY 2023 GOVERNOR RECOMMENDS
Administration	\$ 1,445	\$ 15,000	\$ 10,000	\$ 10,000
Fourth State Building Bonds	4,022,339	1,060,875	0	0
Water Pollution Control Bonds	11,374,267	9,553,000	0	0
Stormwater Control Bonds	1,745,060	1,778,375	0	0
TOTAL	\$ 17,143,111	\$ 12,407,250	\$ 10,000	\$ 10,000
General Revenue Fund	16,058,617	11,303,325	10,000	10,000
Water and Wastewater Loan Revolving Fund	1,084,494	1,103,925	0	0
Total Full-time Equivalent Employees	0.00	0.00	0.00	0.00

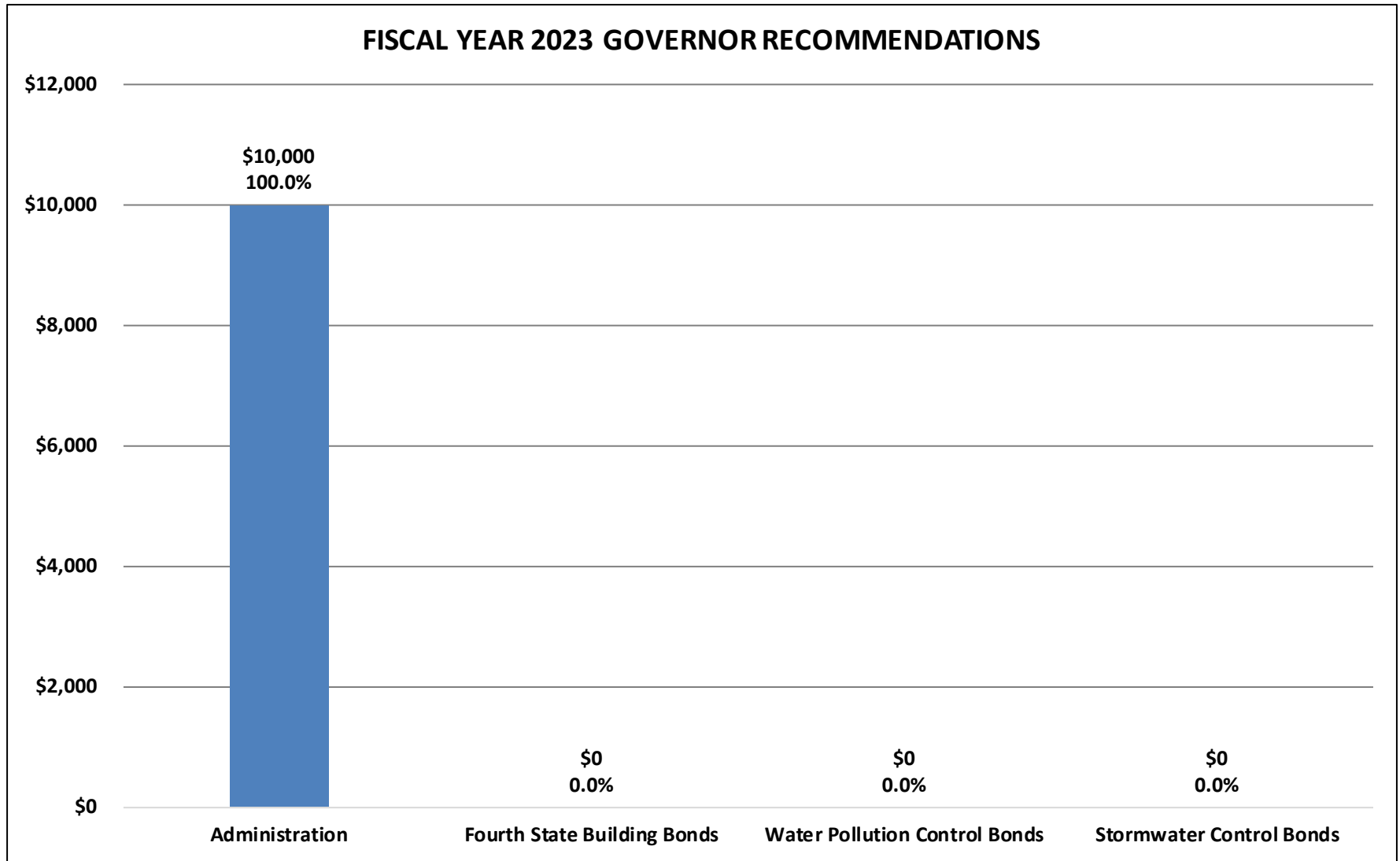
Moody’s Investors Service, Standard and Poor’s Corporation, and Fitch Ratings have consistently awarded the State of Missouri’s bond issues the highest rating: “Triple A”. Missouri is one of only 13 states with this rating from all three rating organizations. Voter-approved state constitutional provisions allow for specific general obligation bond issuances. Current general obligation bonds serve three purposes:

Fourth State Building Bonds: In August 1994, Missouri voters approved a \$250 million fourth state building bond issuance to provide essential prison capacity, new juvenile offender residential beds, and significant new higher education construction and renovation.

Water Pollution Control Bonds: Missouri voters approved several water pollution control bond issuances totaling \$725 million. Water pollution control bond proceeds help local governments construct wastewater and stormwater control facilities and improve public drinking water systems. These infrastructure improvements support local economic development, protect Missouri waterways from pollution, and help ensure safe drinking water supplies.

Stormwater Control Bonds: In November 1998, Missouri voters approved stormwater control bond issuances of \$200 million for stormwater control plans, studies, and projects.

PUBLIC DEBT



PUBLIC DEBT

ADMINISTRATION OF PUBLIC DEBT

The Board of Fund Commissioners administer the state's general obligation bonded indebtedness. The following members comprise the board pursuant to Section 33.300, RSMo: Governor, Lieutenant Governor, Attorney General, State Treasurer, and Commissioner of Administration. Selling and processing the state's general obligation bonds results in administrative costs. The board directs the payment of state debt principal and interest. Moody's Investors Service, Standard and Poor's Corporation, and Fitch Ratings rate the State of Missouri general obligation bonds as "Triple A." Additionally, the Board of Fund Commissioners must repay the United States Treasury excess interest earnings (arbitrage rebate) on water pollution control bonds, stormwater control bonds, and fourth state building bonds.

Fiscal Year 2023 Governor's Recommendations

- (\$5,000) core reduction from the Fiscal Year 2022 appropriation level.

FOURTH STATE BUILDING BONDS DEBT SERVICE

Under Article III, Section 37, Missouri Constitution, Missouri voters authorized \$250 million in fourth state building bonds for state facilities and higher education institutions capital improvement projects. The General Assembly authorized bonds on a cash-as-needed basis to meet scheduled construction timetables. The Office of Administration has issued all \$250 million in voter-approved bonds. The Office of Administration transfers general revenue to the Fourth State Building Bond and Interest Fund one year in advance of its required payment of principal, interest, and fees.

Fiscal Year 2023 Governor's Recommendations

- (\$1,060,875) core reduction from the Fiscal Year 2022 appropriation level.

PUBLIC DEBT

SUMMARY OF FOURTH STATE BUILDING BONDS ISSUANCES

Issuance	Final Maturity Fiscal Year	Principal Amount Issued	Principal Amount Repaid	Principal Amount Refunded/Deceased	Principal Outstanding As of 1/1/22
Series A 1995	2005	\$ 75,000,000	\$ 18,700,000	\$ 56,300,000	\$ 0
Series A 1996	Refunded	125,000,000	24,800,000	100,200,000	0
Series A 1998	Refunded	50,000,000	9,030,000	40,970,000	0
Totals Excluding Refunding Issuances		\$ 250,000,000	\$ 52,530,000	\$ 197,470,000	\$ 0
Series A 2002 Refunding	Refunded	154,840,000	35,335,000	119,505,000	0
Series A 2005 Refunding	2017	45,330,000	42,825,000	2,505,000	0
Series A 2010 Refunding	2023	9,060,000	7,040,000	0	2,020,000
Series A 2012 Refunding	2022	100,395,000	97,330,000	0	3,065,000
Totals Including Refunding Issuances		\$ 559,625,000	\$ 235,060,000	\$ 319,480,000	\$ 5,085,000

**FOURTH STATE BUILDING BONDS
COMPOSITE SCHEDULE OF DEBT SERVICE REQUIREMENTS**

FISCAL YEAR	PRINCIPAL	INTEREST	TOTAL
1996	\$ 1,380,000.00	\$ 4,311,020.00	\$ 5,691,020.00
1997	1,480,000.00	7,773,776.25	9,253,776.25
1998	4,260,000.00	11,177,882.50	15,437,882.50
1999	5,625,000.00	13,406,382.50	19,031,382.50
2000	5,900,000.00	13,077,082.50	18,977,082.50
2001	6,160,000.00	12,716,357.50	18,876,357.50
2002	6,470,000.00	12,339,770.00	18,809,770.00
2003	6,765,000.00	8,366,104.31	15,131,104.31
2004	7,080,000.00	4,447,762.50	11,527,762.50
2005	7,410,000.00	3,992,137.50	11,402,137.50
2006	0.00	2,930,666.67	2,930,666.67
2007	1,470,000.00	3,447,950.00	4,917,950.00
2008	7,780,000.00	3,255,600.00	11,035,600.00
2009	8,130,000.00	2,771,500.00	10,901,500.00
2010	10,320,000.00	2,310,250.00	12,630,250.00
2011	0.00	2,423,594.44	2,423,594.44
2012	0.00	2,492,000.00	2,492,000.00
2013	8,945,000.00	4,182,183.89	13,127,183.89
2014	7,730,000.00	5,669,975.00	13,399,975.00
2015	19,100,000.00	5,115,650.00	24,215,650.00
2016	20,670,000.00	4,208,900.00	24,878,900.00
2017	26,890,000.00	3,135,900.00	30,025,900.00
2018	23,815,000.00	2,054,275.00	25,869,275.00
2019	24,855,000.00	1,072,525.00	25,927,525.00
2020	9,455,000.00	420,375.00	9,875,375.00
2021	3,955,000.00	215,950.00	4,170,950.00
2022	4,050,000.00	107,025.00	4,157,025.00
2023	1,035,000.00	25,875.00	1,060,875.00
TOTAL	\$ 230,730,000.00	\$ 137,448,470.56	\$ 368,178,470.56

Total principal issued includes refunding issuances of \$309,625,000 which does not count toward the \$250 million constitutional authorization. Total principal has also been reduced by \$1,035,000 of legally defeased bonds.

PUBLIC DEBT

WATER POLLUTION CONTROL BONDS DEBT SERVICE

Under Article III, Section 37, Missouri Constitution, Missouri voters authorized selling \$725 million in water pollution control bonds. The General Assembly authorizes bond increments on a cash-as-needed basis to fund Missouri Clean Water Commission approved wastewater treatment projects. Excluding refunding issuances, the state has issued \$594.5 million in bonds. The Water Pollution Control Bond and Interest Fund accepts a general revenue transfer one year in advance of the required payment of principal, interest, and fees.

Fiscal Year 2023 Governor's Recommendations

- (\$9,553,000) core reduction of transfer authority from the Fiscal Year 2022 appropriation levels, including (\$8,449,075) general revenue.

SUMMARY OF WATER POLLUTION CONTROL BONDS ISSUANCES

Issuance	Final Maturity Fiscal Year	Principal Amount Issued	Principal Amount Repaid	Principal Amount Refunded/Defeased	Principal Outstanding As of 1/1/22
Series A 1972	1997	\$ 20,000,000	\$ 20,000,000	\$ 0	\$ 0
Series A 1974	1999	8,000,000	8,000,000	0	0
Series B 1974	1995	15,000,000	15,000,000	0	0
Series A 1977	1997	31,494,240	31,494,240	0	0
Series A 1981	Refunded	20,000,000	3,060,000	16,940,000	0
Series A 1983	Refunded	20,000,000	3,585,000	16,415,000	0
Series B 1983	Refunded	10,000,000	375,000	9,625,000	0
Series A 1985	Refunded	20,000,000	425,000	19,575,000	0
Series A 1986	Refunded	60,000,000	13,600,000	46,400,000	0
Series B 1987	Refunded	35,000,000	4,305,000	30,695,000	0
Series A 1989	Refunded	35,000,000	7,720,000	27,280,000	0
Series A 1991	Refunded	35,000,000	7,650,000	27,350,000	0
Series A 1992	Refunded	35,000,000	8,440,000	26,560,000	0
Series A 1993	2004	30,000,000	7,650,000	22,350,000	0
Series A 1995	2005	30,000,000	7,480,000	22,520,000	0
Series A 1996	Refunded	35,000,000	6,940,000	28,060,000	0
Series A 1998	Refunded	35,000,000	6,320,000	28,680,000	0
Series A 1999	Refunded	20,000,000	2,405,000	17,595,000	0
Series A 2001	Refunded	20,000,000	4,890,000	15,110,000	0
Series A 2002	Refunded	30,000,000	6,550,000	23,450,000	0
Series A 2007	2022	50,000,000	16,630,000	31,385,000	1,985,000
Totals Excluding Refunding Issuances		\$ 594,494,240	\$ 182,519,240	\$ 409,990,000	\$ 1,985,000
Series A 1987 Refunding	Refunded	49,715,000	16,475,000	33,240,000	0
Series B 1991 Refunding	Refunded	17,435,000	6,080,000	11,355,000	0
Series C 1991 Refunding	Refunded	33,575,000	11,700,000	21,875,000	0
Series B 1992 Refunding	Refunded	50,435,000	16,840,000	33,595,000	0
Series B 1993 Refunding	Refunded	109,415,000	32,875,000	76,540,000	0
Series B 2002 Refunding	Refunded	147,710,000	70,640,000	77,070,000	0
Series A 2003 Refunding	2017	74,655,000	23,120,000	51,535,000	0
Series A 2005 Refunding	2017	95,100,000	86,505,000	8,595,000	0
Series A 2010 Refunding	2023	81,450,000	63,255,000	0	18,195,000
Series A 2012 Refunding	2020	62,460,000	62,460,000	0	0
Totals Including Refunding Issuances		\$ 1,316,444,240	\$ 572,469,240	\$ 723,795,000	\$ 20,180,000

PUBLIC DEBT

**WATER POLLUTION CONTROL BONDS
COMPOSITE SCHEDULE OF DEBT SERVICE REQUIREMENTS**

FISCAL YEAR	PRINCIPAL	INTEREST	TOTAL
1973	\$ 570,000.00	\$ 930,188.68	\$ 1,500,188.68
1974	485,000.00	986,240.00	1,471,240.00
1975	705,000.00	1,751,569.56	2,456,569.56
1976	1,105,000.00	2,145,455.00	3,250,455.00
1977	1,160,000.00	2,080,357.50	3,240,357.50
1978	2,129,240.00	3,259,522.70	5,388,762.70
1979	2,240,000.00	3,405,992.50	5,645,992.50
1980	2,355,000.00	3,278,505.00	5,633,505.00
1981	2,475,000.00	3,146,440.00	5,621,440.00
1982	3,135,000.00	4,730,807.06	7,865,807.06
1983	3,165,000.00	4,694,670.00	7,859,670.00
1984	3,580,000.00	6,591,015.00	10,171,015.00
1985	3,915,000.00	6,805,965.00	10,720,965.00
1986	4,325,000.00	8,378,860.00	12,703,860.00
1987	4,650,000.00	10,567,758.28	15,217,758.28
1988	4,840,000.00	11,131,392.44	15,971,392.44
1989	6,805,000.00	13,815,388.63	20,620,388.63
1990	7,225,000.00	14,573,892.38	21,798,892.38
1991	8,240,000.00	15,275,401.13	23,515,401.13
1992	8,770,000.00	14,529,565.51	23,299,565.51
1993	10,110,000.00	16,610,720.57	26,720,720.57
1994	11,540,000.00	15,670,014.33	27,210,014.33
1995	13,690,000.00	16,312,826.27	30,002,826.27
1996	13,880,000.00	17,131,521.28	31,011,521.28
1997	14,790,000.00	17,175,506.28	31,965,506.28
1998	12,605,000.00	17,258,681.28	29,863,681.28
1999	14,210,000.00	18,152,123.78	32,362,123.78
2000	14,525,000.00	17,798,035.65	32,323,035.65
2001	15,690,000.00	17,488,317.53	33,178,317.53
2002	16,375,000.00	16,920,016.28	33,295,016.28
2003	15,325,000.00	12,911,579.82	28,236,579.82
2004	12,470,000.00	9,526,278.91	21,996,278.91
2005	13,075,000.00	9,429,707.52	22,504,707.52
2006	11,130,000.00	7,214,554.17	18,344,554.17
2007	11,735,000.00	7,721,087.50	19,456,087.50
2008	13,895,000.00	7,552,927.97	21,447,927.97
2009	14,270,000.00	7,312,643.76	21,582,643.76
2010	22,825,000.00	6,392,656.26	29,217,656.26
2011	0.00	9,148,647.09	9,148,647.09
2012	37,335,000.00	8,830,268.76	46,165,268.76
2013	20,615,000.00	8,737,650.98	29,352,650.98
2014	42,010,000.00	8,547,456.26	50,557,456.26
2015	32,695,000.00	6,982,318.76	39,677,318.76
2016	31,685,000.00	5,557,675.01	37,242,675.01
2017	25,865,000.00	4,248,706.26	30,113,706.26
2018	24,960,000.00	3,110,231.26	28,070,231.26
2019	12,295,000.00	2,281,631.26	14,576,631.26
2020	10,640,000.00	1,739,556.26	12,379,556.26
2021	10,355,000.00	1,241,006.26	11,596,006.26
2022	10,860,000.00	728,815.63	11,588,815.63
2023	9,320,000.00	233,000.00	9,553,000.00
TOTAL	\$ 592,649,240.00	\$ 432,045,149.32	\$ 1,024,694,389.32

Total principal issued includes refunding issuance of \$721,950,000 which does not count toward the \$725 million constitutional authorization. Total principal has also been reduced by \$80,000 of legally defeased bonds.

PUBLIC DEBT

STORMWATER CONTROL BONDS DEBT SERVICE

Under Article III, Section 37, Missouri Constitution, Missouri voters authorized selling \$200 million in stormwater control bonds. The General Assembly authorizes increments of bonds on a cash-as-needed basis to fund stormwater control projects. Excluding refunding issuances, the state has issued \$45 million in bonds. The Stormwater Control Bond and Interest Fund accepts a general revenue transfer one year in advance of payment of principal, interest, and fees.

Fiscal Year 2023 Governor's Recommendations

- (\$1,778,375) core reduction from the Fiscal Year 2022 appropriation level.

SUMMARY OF STORMWATER CONTROL BONDS ISSUANCES

Issuance	Final Maturity Fiscal Year	Principal Amount Issued	Principal Amount Repaid	Principal Amount Refunded/Defeased	Principal Outstanding As of 1/1/22
Series A 1999	Refunded	\$ 20,000,000	\$ 2,405,000	\$ 17,595,000	\$ 0
Series A 2001	Refunded	10,000,000	2,445,000	7,555,000	0
Series A 2002	2016	<u>15,000,000</u>	<u>4,885,000</u>	<u>10,115,000</u>	<u>0</u>
Totals Excluding Refunding Issuances		\$ 45,000,000	\$ 9,735,000	\$ 35,265,000	\$ 0
Series A 2005 Refunding	2016	17,175,000	16,270,000	905,000	0
Series A 2010 Refunding	2023	<u>15,150,000</u>	<u>11,765,000</u>	<u>0</u>	<u>3,385,000</u>
Totals Including Refunding Issuances		\$ 77,325,000	\$ 37,770,000	\$ 36,170,000	\$ 3,385,000

PUBLIC DEBT

**STORMWATER CONTROL BONDS
COMPOSITE SCHEDULE OF DEBT SERVICE REQUIREMENTS**

FISCAL YEAR	PRINCIPAL	INTEREST	TOTAL
2000	\$ 0.00	\$ 541,461.88	\$ 541,461.88
2001	445,000.00	1,070,352.51	1,515,352.51
2002	695,000.00	1,163,568.76	1,858,568.76
2003	725,000.00	1,215,835.01	1,940,835.01
2004	1,095,000.00	1,255,276.26	2,350,276.26
2005	1,145,000.00	1,198,976.26	2,343,976.26
2006	650,000.00	839,744.44	1,489,744.44
2007	680,000.00	1,015,762.50	1,695,762.50
2008	705,000.00	979,368.75	1,684,368.75
2009	730,000.00	953,500.00	1,683,500.00
2010	1,405,000.00	901,062.50	2,306,062.50
2011	0.00	1,487,812.22	1,487,812.22
2012	2,390,000.00	1,542,450.00	3,932,450.00
2013	4,580,000.00	1,376,100.00	5,956,100.00
2014	5,015,000.00	1,152,350.00	6,167,350.00
2015	5,325,000.00	904,750.00	6,229,750.00
2016	5,040,000.00	650,400.00	5,690,400.00
2017	1,295,000.00	494,125.00	1,789,125.00
2018	1,360,000.00	427,750.00	1,787,750.00
2019	1,425,000.00	358,125.00	1,783,125.00
2020	1,495,000.00	285,125.00	1,780,125.00
2021	1,570,000.00	208,500.00	1,778,500.00
2022	1,650,000.00	128,000.00	1,778,000.00
2023	1,735,000.00	43,375.00	1,778,375.00
TOTAL	\$ 41,155,000.00	\$ 20,193,771.09	\$ 61,348,771.09

Total principal issued includes refunding issuances of \$32,325,000 which does not count toward the \$200 million constitutional authorization. Total principal has also been reduced by \$1,875,000 of legally defeased bonds.

DEPARTMENT OF ELEMENTARY AND SECONDARY EDUCATION

FINANCIAL SUMMARY

	FY 2021 EXPENDITURE	FY 2022 APPROPRIATION	FY 2023 REQUEST	FY 2023 GOVERNOR RECOMMENDS
Financial and Administrative Services	\$ 538,091,663	\$ 1,018,001,010	\$ 3,142,334,253	\$ 3,029,418,905
Foundation Formula	3,439,432,189	3,561,737,794	3,561,737,794	3,561,737,794
Other Public School Aid	1,353,959,311	1,145,231,519	1,160,648,248	1,336,232,519
Division of Learning Services	867,441,495	1,693,473,064	2,505,721,849	2,505,203,624
Board Operated Schools	47,719,930	57,328,620	57,658,649	59,920,624
Missouri Public Charter School Commission	926,040	3,586,666	3,779,440	3,657,746
Missouri Commission for the Deaf and Hard of Hearing	701,841	1,282,769	1,324,314	1,345,819
Missouri Assistive Technology Council	2,761,071	4,381,645	4,388,604	4,730,799
State Legal Expense Fund Transfer	0	1	1	1
DEPARTMENTAL TOTAL	\$ 6,251,033,540	\$ 7,485,023,088	\$ 10,437,593,152	\$ 10,502,247,831
General Revenue Fund	3,450,943,162	3,609,098,782	3,649,617,311	3,631,072,653
Federal Funds	869,060,799	1,348,504,714	1,361,679,546	1,382,760,713
Federal Stimulus Funds	360,502,871	911,124,560	3,801,228,747	3,646,583,939
School District Bond Fund	449,943	492,000	492,000	492,000
Outstanding Schools Trust Fund ³	204,068	220,491	220,491	49,474
Bingo Proceeds for Education Fund	924,000	1,876,355	1,876,355	1,876,355
Lottery Proceeds Fund	179,133,471	187,995,119	187,995,119	211,037,823
State School Moneys Fund ⁴	57,443,986	69,269,389	69,269,389	69,440,406
Excellence in Education Fund	955,425	3,023,942	3,098,538	3,144,867
School District Trust Fund ⁵	958,400,000	958,400,000	958,400,000	1,153,426,000
Missouri Charter Public School Commission Funds	926,040	3,086,666	3,279,440	3,157,746
Missouri Commission for the Deaf and Hard of Hearing Funds	0	154,826	155,181	157,171
Missouri Assistive Technology Council Funds	1,554,958	1,710,296	1,710,843	1,713,914
Classroom Trust Fund ⁶	337,204,648	350,254,932	350,254,932	349,005,372
Part C Early Intervention System Fund	5,488,471	1,500,000	10,000,000	10,000,000
Early Childhood Development, Education and Care Fund	26,262,658	34,039,033	34,039,033	34,039,033
Other Funds	1,579,040	4,271,983	4,276,227	4,290,365
Total Full-time Equivalent Employees	1,521.78	1,772.33	1,800.33	1,799.33
General Revenue Fund	704.30	816.72	816.72	816.72
Federal Funds	798.24	933.86	957.86	959.86
Other Funds	19.24	21.75	25.75	22.75

¹ Does not include \$3,150,659,900 appropriated in House Bill 14 (2022) introduced January 5, 2022 during the second regular session of the 101st General Assembly and does not include \$278,820,630 recommended in Fiscal Year 2022 Supplemental Appropriations. See the Supplemental section of the Missouri Budget for details regarding the Department of Elementary and Secondary Education supplemental appropriations.

² Does not include \$20,000,000 appropriated in House Bill 20 (2022). See the American Rescue Plan Act section of the Missouri Budget for details regarding the additional Department of Elementary and Secondary Education appropriations.

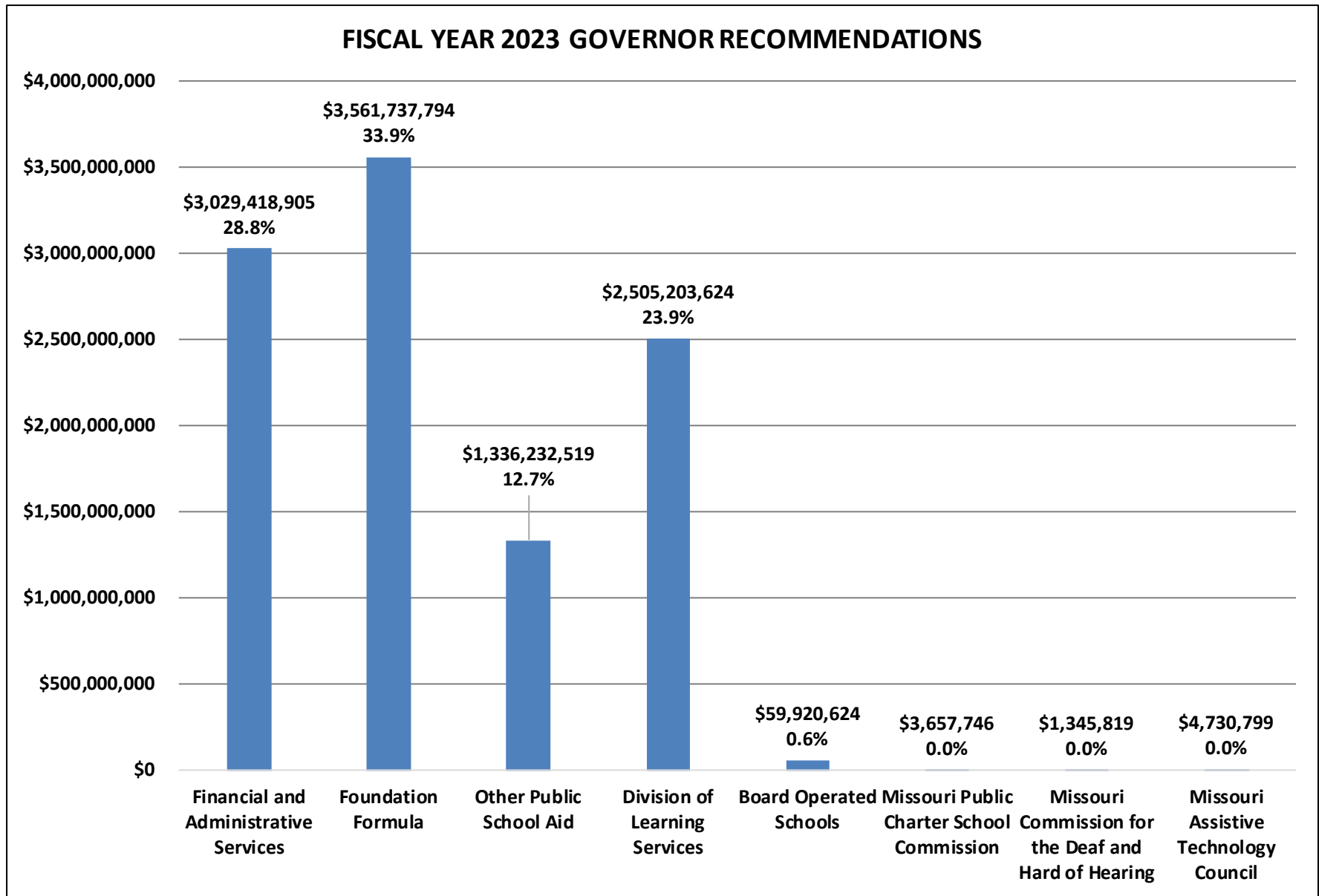
³ Outstanding Schools Trust Fund receives transfers from general revenue.

⁴ State School Moneys Fund receives transfers from General Revenue-County Foreign Insurance Tax, The Fair Share Fund, and revenues from cigarette taxes.

⁵ School District Trust Fund receives revenues generated by a one cent sales tax (Proposition C).

⁶ Classroom Trust Fund receives transfers from the Gaming Proceeds for Education Fund and unclaimed lottery prizes.

DEPARTMENT OF ELEMENTARY AND SECONDARY EDUCATION



**DEPARTMENT OF ELEMENTARY AND SECONDARY EDUCATION
DIVISION OF FINANCIAL AND ADMINISTRATIVE SERVICES**

FINANCIAL SUMMARY

	FY 2021 EXPENDITURE	FY 2022 APPROPRIATION	FY 2023 GOVERNOR RECOMMENDS
Financial and Administrative Services	\$ 4,218,495	\$ 4,752,699	\$ 5,167,952
School Nutrition Services	204,404,204	321,443,177	340,718,566
School District Bond Program	449,943	492,000	492,000
Federal Grants and Donations	270,374	1,050,000	1,050,193
Early Grade Reading Assessments	371,615	400,000	400,000
Elementary and Secondary School Emergency Relief	311,513,603	627,703,375	2,518,117,296
Governor's Emergency Education Relief and Emergency Assistance to Non-Public Schools	16,863,429	61,059,759	141,679,754
St. Joseph School	0	1,100,000	0
Educator Recruitment and Retention	0	0	21,793,144
TOTAL	\$ 538,091,663	\$ 1,018,001,010	\$ 3,029,418,905
General Revenue Fund	5,656,906	6,937,157	6,097,941
Federal Funds	531,984,814	1,010,571,853	3,001,035,820
Other Funds	449,943	492,000	22,285,144
Total Full-time Equivalent Employees	69.23	76.00	80.00

The Financial and Administrative Services Division provides administrative support for the department. These duties include the distribution of all federal and state funds to local school districts and other agencies and the supervision and administration of the School Food Services Program, School District Bond Program, and the Foundation Program. The division also provides assistance with school administrative and governance issues. Other personnel in this division administer the federally-funded school lunch and breakfast programs. This division also manages the department's internal business operations, such as accounting and procurement, budget, and human resources.

Fiscal Year 2023 Governor's Recommendations

- \$1,957,916,288 federal funds and four staff for distributions to the public schools through the American Rescue Plan Act.
- \$535,263,167 federal funds for distributions to the public schools through the Coronavirus Response and Relief Supplemental Appropriations Act.
- \$68,641,868 federal funds for emergency assistance to the non-public schools through the American Rescue Plan Act.
- \$47,405,306 federal funds for emergency assistance to the non-public schools through the Coronavirus Response and Relief Supplemental Appropriations Act.
- \$21,793,144 Lottery Proceeds Fund for grants to encourage educator recruitment and retention.
- \$19,275,389 federal funds to address supply chain issues within the school nutrition program.
- \$12,132,580 federal funds for distributions of the Governor's Emergency Education Relief through the Coronavirus Response and Relief Supplemental Appropriations Act.
- \$73,886 for development and delivery of process improvement and performance management within the department.
- \$73,125 for pay structure realignment, including \$54,960 general revenue.
- \$267,278 for the remaining pay periods of the pay plan proposed to begin February 1, 2022, including \$113,071 general revenue.
- \$38,998 for the remaining pay periods of the Fiscal Year 2022 approved pay plan, including \$18,867 general revenue.
- (\$564,863,134) core reduction for one-time expenditures, including (\$1,100,000) general revenue.
- (\$86,600,000) federal funds core reduction from the Fiscal Year 2022 appropriation level.

**DEPARTMENT OF ELEMENTARY AND SECONDARY EDUCATION
PUBLIC SCHOOL AID**

FINANCIAL SUMMARY

	FY 2021 EXPENDITURE	FY 2022 APPROPRIATION	FY 2023 GOVERNOR RECOMMENDS
Foundation - Formula	\$ 3,439,432,189	\$ 3,561,737,794	\$ 3,561,737,794
Foundation - Small Schools Program	15,000,000	15,000,000	15,000,000
Foundation - Transportation	93,947,713	113,947,713	113,947,713
Foundation - Early Childhood Special Education	212,969,127	0	0
Foundation - Career Education	50,069,028	50,069,028	50,069,028
Foundation - Early Childhood Development/PAT	21,058,000	0	0
School District Trust Fund	958,400,000	958,400,000	1,153,426,000
Community In Schools	187,814	0	0
School Safety Program	0	2,000,000	0
Public School Improvement	0	2,000,000	0
Virtual Education	44,029	1,089,778	1,089,778
Critical Needs	291,000	300,000	300,000
School Board Training	0	25,000	0
Urban Teaching Program	1,649,000	1,700,000	1,700,000
STEM Awareness Program	150,000	250,000	250,000
Computer Science Education Program	193,600	450,000	450,000
TOTAL	\$ 4,793,391,500	\$ 4,706,969,313	\$ 4,897,970,313
General Revenue Fund	3,262,530,794	3,168,188,171	3,183,663,171
Federal Funds	0	19,500,000	0
Other Funds	1,530,860,706	1,519,281,142	1,714,307,142
Total Full-time Equivalent Employees	0.00	0.00	0.00

A multitude of programs and funding sources are used to ensure all Missouri children receive a quality education. The bulk of state aid is distributed to districts via the foundation formula. The foundation formula distributes state aid to Missouri schools based on a per-student adequacy target. State funds are distributed to school districts based on the adequacy target times the number of students, minus the funding provided through local property taxes collected in 2004 and other taxes. The formula provides additional funding for children struggling with the English language, financial constraints, and special needs. In addition, the formula uses a regional dollar value modifier to address cost of living differences throughout the state.

In addition to the State's General Revenue Fund, revenues from The Fair Share Fund, County Foreign Insurance Tax, Lottery Proceeds Fund, Gaming Proceeds for Education Fund, and the State School Moneys Fund are distributed via the foundation formula.

- The Fair Share Fund revenues are generated from tax receipts from four cents per cigarette pack.
- County Foreign Insurance Tax revenues are generated from the receipts of a two percent, per annum tax levied on the direct premiums of insurance companies not based in Missouri but doing business in Missouri. One-half of the net receipts of the County Foreign Insurance Tax from the previous year are distributed to school districts.
- Lottery Proceeds Fund revenues are generated from Missouri State Lottery revenue.
- Gaming Proceeds for Education Fund revenues are generated from a tax on riverboat gaming adjusted gross receipts, which are distributed to school districts through the Classroom Trust Fund as a component of the foundation formula.
- State School Moneys Fund receives tax receipts from nine cents per cigarette pack.

**DEPARTMENT OF ELEMENTARY AND SECONDARY EDUCATION
PUBLIC SCHOOL AID**

Missouri's Public School Aid includes funding for foundation categorical add-on programs, including Transportation and Career Education.

The Small School Success Program provides additional funding for small school districts throughout the state. The School District Trust Fund provides additional funding distributed directly to districts to be used largely at their discretion. School District Trust Fund revenues are generated from Proposition C, which collects a one percent sales tax for elementary and secondary education.

The Missouri Course Access and Virtual School Program provides opportunities to earn credit in courses that have teacher shortages.

Fiscal Year 2023 Governor's Recommendations

- \$195,026,000 School District Trust Fund to distribute additional revenue to school districts.
- \$17,500,000 to continue school transportation costs previously funded by Budget Stabilization Fund.
- (\$21,525,000) core reduction from the Fiscal Year 2022 appropriation level, including (\$2,025,000) general revenue.

**DEPARTMENT OF ELEMENTARY AND SECONDARY EDUCATION
DIVISION OF LEARNING SERVICES**

FINANCIAL SUMMARY

	FY 2021 EXPENDITURE	FY 2022 APPROPRIATION	FY 2023 GOVERNOR RECOMMENDS
Division of Learning Services	\$ 11,979,704	\$ 13,483,165	\$ 14,494,884
Excellence In Education Fund	955,425	3,023,942	3,144,867
Dyslexia Programs	348,053	600,000	600,000
Title I Academic Standards and Assessments	259,082,437	228,588,775	255,588,775
Homeless and Comprehensive School Health	1,187,937	1,500,000	14,322,529
Stephen M. Ferman Memorial for Gifted Education	0	9,027	9,027
Scholars and Fine Arts Academies	0	500,000	500,000
Early Childhood Program	7,760,789	0	0
Career Technology - Maintenance and Repair	0	2,000,000	2,000,000
Performance Based Assessment	13,304,344	21,083,467	21,083,467
Title II Improve Teacher Quality	33,248,541	44,000,000	44,000,000
Title V, Part B - Rural and Low-Income Schools	2,465,683	3,500,000	3,500,000
Title III, Part A - Language Acquisition	4,571,640	5,800,000	5,800,000
Title IV, Part A - Student Support/Academic Enrichment	15,148	21,000,000	21,000,000
Federal Refugees	259,294	300,000	500,000
Character Education Initiatives	0	160,000	160,000
School Turnaround Act	0	975,000	975,000
Teacher of the Year	382	40,000	40,000
Tutoring & Education Enrichment	0	50,000	0
Seclusion and Restraint Incident Reporting	0	0	5,000
Office of Childhood			
Early Childhood Special Education	0	273,380,352	279,633,620
Parents As Teachers	0	23,118,975	23,317,175
Home Visiting	0	11,345,500	18,413,992
Early Child Comprehensive System	0	0	255,600
Early Childhood Coordination	0	12,017,913	17,319,713
First Steps	0	60,312,710	64,018,933
School Age Afterschool Program	0	21,927,278	21,927,278
Community and Public Health Program	0	4,551,508	0
Child Care Quality Initiatives	0	652,074	47,114,705
Child Care Improvement Program	0	436,675	0
Child Care Subsidy	0	442,370,940	1,093,744,154
Office of Childhood Administration	0	7,070,953	11,177,996
Vocational Rehabilitation	106,242,998	134,594,853	136,824,646
Career Education	51,606,244	38,109,023	38,109,023
Special Education	373,937,343	309,433,656	355,974,864
Missouri Healthy Schools	475,533	283,148	687,313
Missouri Project AWARE	0	0	1,706,933
Comprehensive Literacy Development	0	4,299,130	4,299,130
Reading Literacy STL	0	2,500,000	2,500,000
Early Literacy Program	0	455,000	455,000
TOTAL	\$ 867,441,495	\$ 1,693,473,064	\$ 2,505,203,624
General Revenue Fund	137,784,239	387,167,424	391,593,177
Federal Funds	695,270,735	1,220,493,320	2,019,177,202
Other Funds	34,386,521	85,812,320	94,433,245
Total Full-time Equivalent Employees	843.74	1,009.01	1,032.01

DEPARTMENT OF ELEMENTARY AND SECONDARY EDUCATION

DIVISION OF LEARNING SERVICES

Quality Schools – The Office of Quality Schools is responsible for the oversight of the Missouri School Improvement Program (MSIP), the accreditation/accountability system for public school districts. This office administers a wide range of state and federally funded programs that assist local schools (Title I, Title III, and other federal programs), charter and other innovative schools, as well as developing a statewide system of support for schools, communities, and families. Schools are also provided assistance on federal and state-developed improvement initiatives which are coordinated with other state and regional services. This office is also responsible for the oversight of the department’s efforts to expand and to improve early and extended learning opportunities for children, and provides support for teachers, programs, parents, and families.

College and Career Readiness – The Office of College and Career Readiness provides technical assistance to local school personnel in the adoption and implementation of the state’s performance standards and curriculum development for all content areas. This office assists comprehensive high schools, area career centers, and post-secondary institutions with the approval and monitoring of the Carl D. Perkins Career and Technical Education Act programming. This office is also responsible for the development and oversight of the Missouri Assessment Program (MAP), as well as the administration of the National Assessment of Educational Progress (NAEP).

Special Education – The Office of Special Education administers state and federal funds to support services for students and adults with disabilities. The office works with local school districts in developing and improving special education services for students age 3 to 21 with disabilities. Financial and technical support for all approved sheltered workshops in the state is provided through this office. Sheltered workshops provide employment for adults with disabilities. This office also oversees the operation of three school systems administered by the State Board of Education. These are the Missouri School for the Blind, the Missouri School for the Deaf, and the Missouri Schools for the Severely Disabled. Through their outreach programs and consulting services, the schools assist local school personnel and families throughout the state in meeting the needs of children with disabilities.

Childhood – The Office of Childhood administers state and federal funds to support services that are essential to ensure Missouri’s children are safe, healthy, and ready to learn. The office was created in Fiscal Year 2022 to unify childhood programs that were previously fragmented across various state agencies. This office administers home visiting programs, including the Parents as Teachers Program, providing family personal visits, group connections, developmental screenings, and a resource network. Home visiting programs and child care licensing transferred from the Department of Health and Senior Services to this office. Home visiting programs and the purchase of child care programs were transferred from the Department of Social Services to this office. This office also administers the Missouri First Steps Program, providing early intervention services for infants and toddlers with disabilities and their families. The office works with local school districts in developing and improving early childhood special education services to preschool children with disabilities. This office is responsible for licensing child care providers, and is responsible for providing child care subsidies to low-income families with children to assist with the purchase of child care payments.

Educator Quality – The Office of Educator Quality is responsible for approving public and private educator preparation programs. This office issues certificates (licenses) to all professional personnel who work in Missouri’s schools, as well as assists with the review of certificate-holders who are charged with misconduct. This office is responsible for the implementation of teacher, principal, and administrator standards, as well as the implementation of Missouri’s Educator Evaluation System.

Adult Learning and Rehabilitation Services – The Office of Adult Learning and Rehabilitation Services administers statewide adult education services, including adult education and literacy, the high school equivalency-testing program (HiSET), and veterans’ education. The office provides specialized services to adult citizens with disabilities to help them achieve employment and independence. Offices are maintained across the state to provide convenient services to clients. Office personnel provide individualized counseling, training, and other services to help clients achieve gainful employment or independent living. This office currently administers Independent Living Center programs across the state. These centers provide counseling, advocacy, personal care, and training in independent living skills for adults with disabilities. The Disability Determinations Program is part of this office and operates under regulations of the Social Security Administration. Located in offices across the state, Disability Determinations Program personnel adjudicate claims from Missouri residents seeking federal disability benefits.

Data System Management – The Office of Data System Management is responsible for the development and implementation of the Missouri Comprehensive Data System (MCDS) which includes the student-level record system, Missouri Student Information System (MOSIS) and Core Data, a web-based data collection system of education-related statistics. The office collects and generates data to inform the public about school performance and to meet federal reporting requirements and compliance, and provides data utilized in research and analysis that impacts policy decision-making.

**DEPARTMENT OF ELEMENTARY AND SECONDARY EDUCATION
DIVISION OF LEARNING SERVICES**

Fiscal Year 2023 Governor's Recommendations

- \$721,272,944 federal funds for child care programs through the American Rescue Plan Act.
- \$49,794,476 federal funds for distributions to the Special Education Program under the American Rescue Plan Act IDEA Part B grants.
- \$27,000,000 federal funds for the Title I program to provide all children a fair, equitable, and high-quality education and to close educational achievement gaps.
- \$12,822,529 federal funds for emergency services to homeless children and youth through the American Rescue Plan Act.
- \$8,500,000 Part C Early Intervention fund for First Steps Medicaid reimbursement.
- \$6,000,000 federal funds for early childhood preschool development grants.
- \$3,706,223 federal funds for the First Steps Program through the American Rescue Plan Act.
- \$3,000,000 for early childhood special education.
- \$2,516,984 federal funds for providing home visiting services.
- \$2,648,866 and ten staff for administration of the Office of Childhood, including \$970,000 general revenue.
- \$1,758,221 federal funds and one staff for Missouri Project AWARE to address mental health needs.
- \$870,000 federal funds and ten staff to assist child care facilities with laws, regulations, and safety guidelines.
- \$435,675 for pay structure realignment, including \$119,718 general revenue.
- \$401,344 federal funds and one staff for the Missouri Healthy Schools program to disseminate the Centers for Disease Control's COVID-19 guidance to schools.
- \$255,600 federal funds for the early childhood comprehensive system.
- \$200,000 federal funds for a program to assist displaced persons.
- \$40,248 Excellence in Education Fund and one staff to process substitute teacher certification applications.
- \$6,792 to address the change in the Medicaid federal participation percentage.
- \$5,000 for seclusion and restraint incident collection and reporting as required by HB 432 (2021).
- \$2,940,425 for the remaining pay periods of the pay plan proposed to begin February 1, 2022, including \$321,817 general revenue.
- \$485,799 for the remaining pay periods of the Fiscal Year 2022 approved pay plan, including \$52,426 general revenue.
- (\$32,930,566) core reduction from the Fiscal Year 2022 appropriation level, including (\$50,000) general revenue.

**DEPARTMENT OF ELEMENTARY AND SECONDARY EDUCATION
BOARD OPERATED SCHOOLS**

FINANCIAL SUMMARY

	FY 2021 EXPENDITURE	FY 2022 APPROPRIATION	FY 2023 GOVERNOR RECOMMENDS
Board Operated Schools	\$ 46,947,087	\$ 55,579,120	\$ 58,171,124
School for Deaf Trust Fund	500	49,500	49,500
School for Blind Trust Fund	771,779	1,500,000	1,500,000
Handicapped Children's Trust Fund	564	200,000	200,000
TOTAL	\$ 47,719,930	\$ 57,328,620	\$ 59,920,624
General Revenue Fund	44,272,451	45,928,928	48,468,057
Federal Funds	1,750,636	7,773,837	7,826,712
Other Funds	1,696,843	3,625,855	3,625,855
Total Full-time Equivalent Employees	591.82	667.92	667.92

The State Board of Education operates two residential facilities, the Missouri School for the Blind in St. Louis and the Missouri School for the Deaf in Fulton, and day-school facilities – the Missouri Schools for the Severely Disabled located throughout the state. The Department of Elementary and Secondary Education oversees the distribution of state, federal, and private donations to these institutions.

- The Missouri School for the Blind offers elementary and secondary education in a residential school environment for blind or visually impaired students from ages 5 to 21 years.
- The Missouri School for the Deaf provides elementary and secondary education in a residential school environment for deaf- or hearing-impaired students from ages 5 to 21 years.
- For students too severely disabled to be served effectively by local public schools, the department operates 34 state schools and contracts with private non-profit agencies to provide educational services for children the state schools cannot practically serve. These schools offer day programs in basic and prevocational training with the ultimate goal of assisting students in functioning semi-independently in their homes and communities.

In addition to providing direct services to eligible students, these school systems, through their outreach programs and consulting services, assist local school personnel and families throughout the state in meeting the needs of children with disabilities.

Fiscal Year 2023 Governor’s Recommendations

- \$47,470 for pay structure realignment.
- \$2,261,975 for the remaining pay periods of the pay plan proposed to begin February 1, 2022, including \$2,216,691 general revenue
- \$282,559 for the remaining pay periods of the Fiscal Year 2022 approved pay plan, including \$274,968 general revenue.

**DEPARTMENT OF ELEMENTARY AND SECONDARY EDUCATION
MISSOURI CHARTER PUBLIC SCHOOL COMMISSION**

FINANCIAL SUMMARY

	FY 2021 EXPENDITURE	FY 2022 APPROPRIATION	FY 2023 GOVERNOR RECOMMENDS
Missouri Charter Public School Commission			
TOTAL	\$ 926,040	\$ 3,586,666	\$ 3,657,746
Federal Funds	0	500,000	500,000
Other Funds	926,040	3,086,666	3,157,746
Total Full-time Equivalent Employees	2.08	3.00	4.00

The Missouri Charter Public School Commission is assigned to the Department of Elementary and Secondary Education for budgetary purposes. The commission was established by state statute in 2012 with the authority to sponsor high-quality charter schools throughout the state. The commission shall consist of nine members and may approve proposed charters for its sponsorship under Sections 160.400 and 160.425, RSMo.

Fiscal Year 2023 Governor’s Recommendations

- \$2,000,000 Charter Public School Revolving Fund increase due to a fund switch from the Charter Public School Trust Fund.
- \$50,000 Charter Public School Revolving Fund and one staff for charter school oversight.
- \$18,306 Charter Public School Revolving Fund for the remaining pay periods of the pay plan proposed to begin February 1, 2022.
- \$2,774 Charter Public School Revolving Fund for the remaining pay periods of the Fiscal Year 2022 approved pay plan.
- (\$2,000,000) Charter Public School Trust Fund core reduction from the Fiscal Year 2022 appropriation level.

**DEPARTMENT OF ELEMENTARY AND SECONDARY EDUCATION
MISSOURI COMMISSION FOR THE DEAF AND HARD OF HEARING**

FINANCIAL SUMMARY

	FY 2021 EXPENDITURE	FY 2022 APPROPRIATION	FY 2023 GOVERNOR RECOMMENDS
Missouri Commission for the Deaf and Hard of Hearing			
TOTAL	\$ 701,841	\$ 1,282,769	\$ 1,345,819
General Revenue Fund	698,772	877,101	937,806
Other Funds	3,069	405,668	408,013
Total Full-time Equivalent Employees	6.49	7.00	7.00

The Missouri Commission for the Deaf and Hard of Hearing and the Board for Certification of Interpreters are assigned to the Department of Elementary and Secondary Education for budgetary purposes. Established in 1988, the commission advocates public policies, regulations, and programs to improve the quality and coordination of existing services for deaf persons and promotes new services when necessary. The commission promotes deaf awareness for the general public and for state agencies; develops and maintains quality interpreting services; maintains a website and information/referral network regarding services for deaf and hard of hearing people; and provides liaison efforts with elementary and secondary schools, colleges/universities, hospitals, prisons, Centers for Independent Living, and others. The commission also maintains a census of the deaf and hard of hearing population of Missouri.

Fiscal Year 2023 Governor’s Recommendations

- \$32,000 for Board for Evaluations of Interpreters exams.
- \$5,766 for pay structure realignment.
- \$21,505 for the remaining pay periods of the pay plan proposed to begin February 1, 2022, including \$19,515 general revenue.
- \$3,779 for the remaining pay periods of the Fiscal Year 2022 approved pay plan, including \$3,424 general revenue.

**DEPARTMENT OF ELEMENTARY AND SECONDARY EDUCATION
MISSOURI ASSISTIVE TECHNOLOGY COUNCIL**

FINANCIAL SUMMARY

	FY 2021 EXPENDITURE	FY 2022 APPROPRIATION	FY 2023 GOVERNOR RECOMMENDS
Missouri Assistive Technology Council			
TOTAL	\$ 2,761,071	\$ 4,381,645	\$ 4,730,799
General Revenue Fund	0	0	312,500
Federal Funds	557,485	790,264	804,918
Other Funds	2,203,586	3,591,381	3,613,381
Total Full-time Equivalent Employees	8.42	9.40	8.40

The Missouri Assistive Technology Council is assigned to the Department of Elementary and Secondary Education for budgetary purposes. The council, established in 1993, supports increased access to assistive technology for Missourians of all ages with all types of disabilities. The council provides adaptive telecommunication devices and computer adaptations, short-term loans of a full range of assistive technology, used equipment exchange, and low-interest loans for the purchase of assistive technology and home modifications.

Fiscal Year 2023 Governor’s Recommendations

- \$312,500 to increase access to assistive technology.
- \$1,856 Deaf Relay Service and Equipment Distribution Program Fund for pay structure realignment.
- \$29,695 federal and other funds for the remaining pay periods of the pay plan proposed to begin February 1, 2022.
- \$5,103 federal and other funds for the remaining pay periods of the Fiscal Year 2022 approved pay plan.
- (One) staff core reduction from the Fiscal Year 2022 appropriation level.

DEPARTMENT OF HIGHER EDUCATION & WORKFORCE DEVELOPMENT

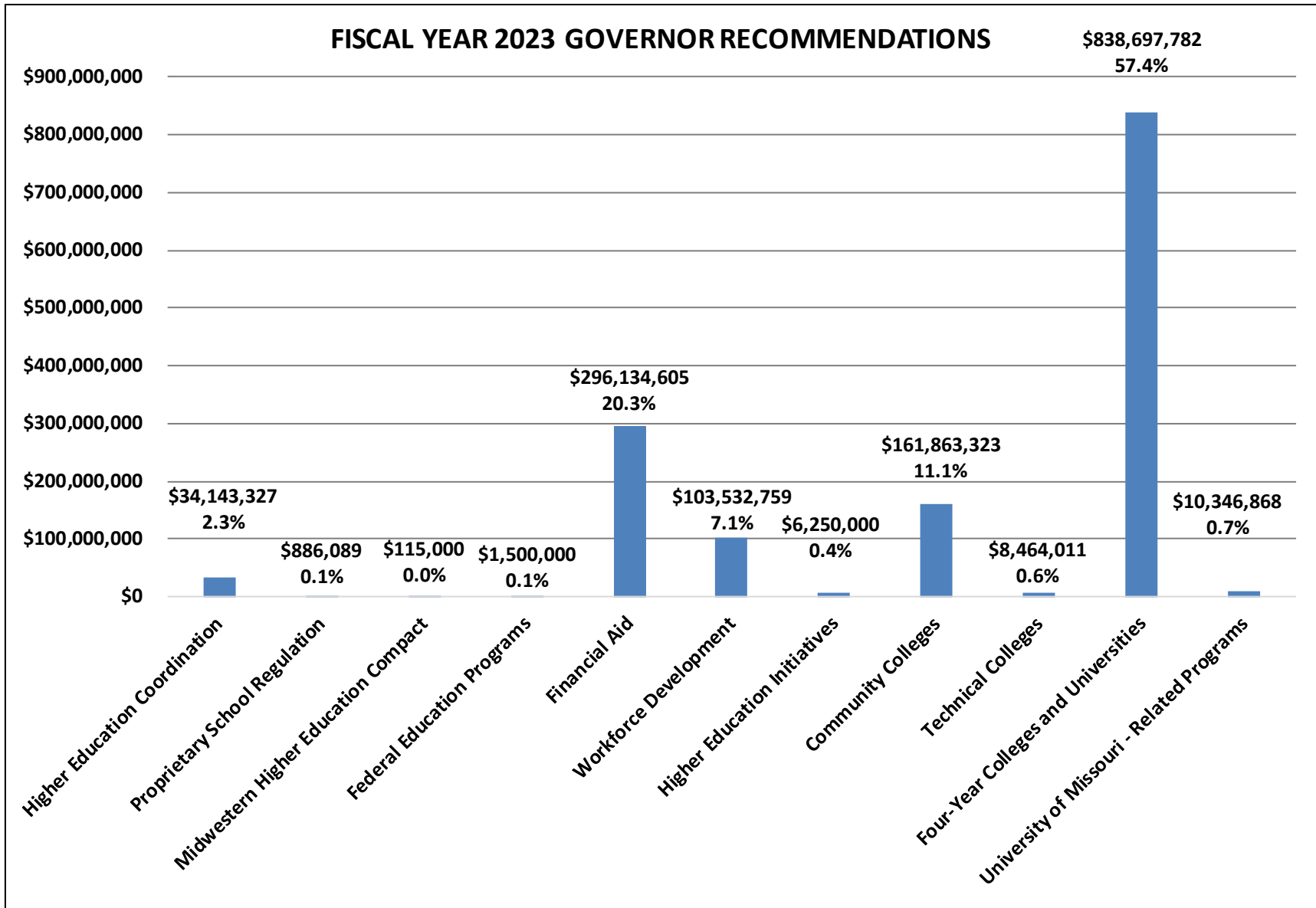
FINANCIAL SUMMARY

	FY 2021 EXPENDITURE	FY 2022 APPROPRIATION	FY 2023 REQUEST	FY 2023 GOVERNOR RECOMMENDS
Higher Education Coordination	\$ 2,227,927	\$ 24,250,951	\$ 17,734,737	\$ 34,143,327
Proprietary School Regulation	141,936	865,597	867,859	886,089
Midwestern Higher Education Compact	115,000	115,000	115,000	115,000
Federal Education Programs	395,650	1,500,000	1,500,000	1,500,000
Financial Aid	146,862,386	290,792,537	322,402,474	296,134,605
Workforce Development	46,042,895	102,231,307	100,343,815	103,532,759
Higher Education Initiatives	23,885,500	27,250,000	6,250,000	6,250,000
Community Colleges	139,262,768	153,570,515	166,470,438	161,863,323
Technical Colleges	5,865,942	8,030,371	8,704,922	8,464,011
Four-Year Colleges and Universities	741,929,294	796,334,756	862,510,575	838,697,782
University of Missouri - Related Programs	17,435,981	9,377,007	9,766,007	10,346,868
State Legal Expense Fund Transfer	0	1	1	1
DEPARTMENTAL TOTAL	\$ 1,124,165,279	\$ 1,414,318,042 ¹	\$ 1,496,665,828	\$ 1,461,933,765 ²
General Revenue Fund	818,863,289	984,336,341	1,114,893,988	1,040,678,032
Federal Funds	43,999,894	98,083,048	98,258,315	99,288,259
Federal Stimulus Funds	23,897,968	32,648,259	6,585,500	7,485,500
Budget Stabilization Fund	78,090,861	21,831,384	0	31,496,061
Lottery Proceeds Fund	130,398,825	133,809,700	133,809,700	139,809,700
Guaranty Agency Operating Fund	3,926,670	12,260,931	12,267,279	12,304,663
Federal Student Loan Reserve Fund	18,858,172	120,000,000	120,000,000	120,000,000
State Institutions Gift Trust Fund	4,395,650	7,000,000	7,000,000	7,000,000
Special Employment Security Fund	999,999	1,000,000	1,000,000	1,000,000
Other Funds	733,951	3,348,379	2,851,046	2,871,550
Total Full-time Equivalent Employees	316.29	409.85	418.75	406.85
General Revenue Fund	38.01	44.03	52.93	46.03
Federal Funds	263.16	344.02	344.02	339.02
Other Funds	15.12	21.80	21.80	21.80

¹ Does not include \$484,445 appropriated in House Bill 14 (2022) introduced January 5, 2022 during the second regular session of the 101st General Assembly and does not include \$6,000,000 recommended in Fiscal Year 2022 Supplemental Appropriations. See the Supplemental section of the Missouri Budget for details regarding the Department of Higher Education and Workforce Development supplemental appropriations.

² Does not include \$493,370,038 appropriated in House Bill 20 (2022). See the American Rescue Plan Act section of the Missouri Budget for details regarding the additional Department of Higher Education and Workforce Development appropriations.

DEPARTMENT OF HIGHER EDUCATION & WORKFORCE DEVELOPMENT



**DEPARTMENT OF HIGHER EDUCATION & WORKFORCE DEVELOPMENT
HIGHER EDUCATION COORDINATION**

FINANCIAL SUMMARY

	FY 2021 EXPENDITURE	FY 2022 APPROPRIATION	FY 2023 GOVERNOR RECOMMENDS
Higher Education Coordination	\$ 2,227,927	\$ 2,419,567	\$ 2,647,266
MO Excels Workforce Initiative	0	21,831,384	31,496,061
TOTAL	\$ 2,227,927	\$ 24,250,951	\$ 34,143,327
General Revenue Fund	2,221,404	2,361,785	2,586,805
Federal Funds	0	21,831,384	31,496,061
Other Funds	6,523	57,782	60,461
Total Full-time Equivalent Employees	31.48	36.18	36.18

This program includes the Commissioner of Higher Education, the general administrative staff, and the expenses of the Coordinating Board. Under direction of the Coordinating Board, the administrative staff reviews and coordinates the programs of public and private institutions of higher education. Staff also prepares the Coordinating Board’s budget recommendations for public colleges and universities. Other program responsibilities include collecting and distributing student enrollment data and reviewing and approving proposed new degree programs at public institutions.

Fiscal Year 2023 Governor’s Recommendations

- \$31,496,061 federal funds for the MO Excels Workforce Initiative.
- \$75,000 to increase Free Application for Federal Student Aid (FAFSA) filing among underserved populations.
- \$25,158 for development and delivery of process improvement and performance management within the department.
- \$108,453 for the remaining pay periods of the pay plan proposed to begin February 1, 2022, including \$106,179 general revenue.
- \$19,088 for the remaining pay periods of the Fiscal Year 2022 approved pay plan, including \$18,683 general revenue.
- (\$21,831,384) federal funds core reduction for one-time expenditures.

**DEPARTMENT OF HIGHER EDUCATION & WORKFORCE DEVELOPMENT
 PROPRIETARY SCHOOL REGULATION**

FINANCIAL SUMMARY

	FY 2021 EXPENDITURE	FY 2022 APPROPRIATION	FY 2023 GOVERNOR RECOMMENDS
Proprietary School Regulation	\$ 71,123	\$ 465,597	\$ 486,089
Proprietary School Bond	70,813	400,000	400,000
TOTAL	\$ 141,936	\$ 865,597	\$ 886,089
Other Funds	141,936	865,597	886,089
Total Full-time Equivalent Employees	1.50	5.00	5.00

Sections 173.600 through 173.619, RSMo, provide for the regulation of proprietary schools operating in the state of Missouri. The Coordinating Board is charged with the authority to issue, revoke, or suspend certificates of approval ensuring that proprietary schools meet minimum state standards, place schools on probation, require each school to file a security bond, and collect data from certified proprietary schools.

Fiscal Year 2023 Governor’s Recommendations

- \$2,931 Proprietary School Certification Fund for development and delivery of process improvement and performance management within the department.
- \$15,299 other funds for the remaining pay periods of the pay plan proposed to begin February 1, 2022.
- \$2,262 Proprietary School Certification Fund for the remaining pay periods of the Fiscal Year 2022 approved pay plan.

**DEPARTMENT OF HIGHER EDUCATION & WORKFORCE DEVELOPMENT
MIDWESTERN HIGHER EDUCATION COMPACT**

FINANCIAL SUMMARY

	FY 2021 EXPENDITURE	FY 2022 APPROPRIATION	FY 2023 GOVERNOR RECOMMENDS
Midwestern Higher Education Compact			
TOTAL	\$ 115,000	\$ 115,000	\$ 115,000
General Revenue Fund	115,000	115,000	115,000
Total Full-time Equivalent Employees	0.00	0.00	0.00

The Midwestern Higher Education Compact is a consortium of states that work together on student exchange agreements, higher education research and policy development, and cost saving programs in which Missouri institutions may participate. Membership in the organization requires payment of annual dues. Missouri became a member state of the Midwestern Higher Education Compact pursuant to the provisions of Sections 173.700 through 173.708, RSMo.

Fiscal Year 2023 Governor’s Recommendations

Continue funding at the current level.

**DEPARTMENT OF HIGHER EDUCATION & WORKFORCE DEVELOPMENT
FEDERAL EDUCATION PROGRAMS**

FINANCIAL SUMMARY

	FY 2021 EXPENDITURE	FY 2022 APPROPRIATION	FY 2023 GOVERNOR RECOMMENDS
Federal Grants and Donations	\$ 0	\$ 500,000	\$ 500,000
Other Grants and Donations	395,650	1,000,000	1,000,000
TOTAL	\$ 395,650	\$ 1,500,000	\$ 1,500,000
Federal Funds	0	500,000	500,000
State Institutions Gift Trust Fund	395,650	1,000,000	1,000,000
Total Full-time Equivalent Employees	0.00	0.00	0.00

Department staff pursues federal grants, foundation resources, and private donations to support new programs.

Fiscal Year 2023 Governor's Recommendations

Continue funding at the current level.

**DEPARTMENT OF HIGHER EDUCATION & WORKFORCE DEVELOPMENT
FINANCIAL AID**

FINANCIAL SUMMARY

	FY 2021 EXPENDITURE	FY 2022 APPROPRIATION	FY 2023 GOVERNOR RECOMMENDS
GRANTS AND SCHOLARSHIPS			
Administration	\$ 347,709	\$ 2,405,598	\$ 696,434
Academic Scholarship Program	19,682,366	24,076,666	24,076,666
Access Missouri Financial Assistance Program	56,134,920	66,421,052	66,421,052
A+ Schools Scholarship Program	46,304,958	59,313,326	60,313,326
Fast-Track Workforce Incentive Grant Program	1,164,000	5,700,000	4,700,000
Advanced Placement Grants	8,000	100,000	100,000
Public Service Survivor Grant Program	134,329	153,000	160,500
Veteran's Survivors Grant Program	273,286	325,000	325,000
Minority and Underrepresented Environmental Literacy Program	27,976	36,964	36,964
Dual Credit/Dual Enrollment Scholarship Program	0	0	7,000,000
MISSOURI STUDENT LOAN PROGRAM	22,784,842	132,260,931	132,304,663
TOTAL	\$ 146,862,386	\$ 290,792,537	\$ 296,134,605
General Revenue Fund	81,077,297	109,805,491	112,103,827
Federal Funds	0	3,000,000	0
Other Funds	65,785,089	177,987,046	184,030,778
Total Full-time Equivalent Employees	20.15	24.65	26.65

ADMINISTRATION OF STATE GRANT AND SCHOLARSHIP PROGRAMS

Administration of state grant and scholarship programs includes determining an applicant's eligibility for a grant, determining the amount of individual grants, issuing payments, and monitoring school financial aid offices for compliance with program requirements.

Fiscal Year 2023 Governor's Recommendations

- \$145,800 for one-time expenditures to implement the Dual Credit/Dual Enrollment Scholarship Program within the current scholarship online portal.
- \$115,884 and two staff to support the administration of grant and scholarship programs.
- \$25,472 for the remaining pay periods of the pay plan proposed to begin February 1, 2022.
- \$3,680 for the remaining pay periods of the Fiscal Year 2022 approved pay plan.
- (\$2,000,000) federal funds core reduction for one-time expenditures.

ACADEMIC SCHOLARSHIP PROGRAM

The Academic Scholarship ("Bright Flight") Program provides scholarships of up to \$3,000 for Missouri high school graduating seniors scoring in the top three percent of all Missouri students taking either the American College Test (ACT) or the Scholastic Aptitude Test (SAT) of the College Board. The students must use the scholarship to attend a Missouri college or university. The scholarships are renewable up to a total of ten semesters or until the first bachelor's degree is received, whichever occurs first.

Fiscal Year 2023 Governor's Recommendations

Continue funding at the current level.

**DEPARTMENT OF HIGHER EDUCATION & WORKFORCE DEVELOPMENT
FINANCIAL AID**

ACCESS MISSOURI FINANCIAL ASSISTANCE PROGRAM

The Access Missouri Financial Assistance Program provides need-based scholarships to eligible Missouri residents. Need is determined based on the student's expected family contribution with different award amounts depending on the type of higher education institution the student attends. Students attending public and private four-year colleges and universities are eligible to receive up to \$2,850 in taxpayer-funded scholarships and students attending community colleges are eligible to receive up to \$1,300.

Fiscal Year 2023 Governor's Recommendations

Continue funding at the current level.

A+ SCHOOLS SCHOLARSHIP PROGRAM

The A+ Schools Scholarship Program provides two years of tuition reimbursement at public community colleges or vocational or technical schools and certain private, non-profit technical schools for qualified students who graduate from an A+ high school, earn a GPA of at least 2.5, have at least a 95 percent attendance record, and fulfill community service requirements.

Fiscal Year 2023 Governor's Recommendations

- \$6,000,000 Lottery Proceeds Fund to support the A+ Schools Scholarship Program.
- (\$5,000,000) core reduction from the Fiscal Year 2022 appropriation level.

FAST-TRACK WORKFORCE INCENTIVE GRANT PROGRAM

The Fast-Track Workforce Incentive Grant Program provides need-based grants to adults over the age of 25 with a household adjusted gross income of less than \$80,000 who are working toward degree programs that fill a high-needs skills gap. Grants shall be awarded in an amount equal to the actual tuition and fees. The grants are available for up to four semesters or until receipt of a bachelor's degree or reaching 200% of the time typically required to complete the program of study, whichever occurs first.

Fiscal Year 2023 Governor's Recommendations

- (\$1,000,000) federal funds core reduction for one-time expenditures.

ADVANCED PLACEMENT GRANTS

Under this initiative, Access Missouri Financial Assistance Program and A+ Schools Scholarship Program recipients who achieve a passing score on at least two Advanced Placement exams in science or math while attending a Missouri public high school will receive a \$500 grant.

Fiscal Year 2023 Governor's Recommendations

Continue funding at the current level.

**DEPARTMENT OF HIGHER EDUCATION & WORKFORCE DEVELOPMENT
FINANCIAL AID**

PUBLIC SERVICE SURVIVOR GRANT PROGRAM

The Public Service Survivor Grant Program provides educational benefits to the children and spouses of certain public employees killed or permanently and totally disabled in the line of duty. An eligible child, up to the age of 24, or an eligible spouse may receive a grant to enroll in a program leading to a certificate, associate degree, or baccalaureate degree at an approved public or private post-secondary institution. The grant may not exceed the amount paid in tuition by a full-time undergraduate Missouri resident at the University of Missouri.

Fiscal Year 2023 Governor's Recommendations

- \$7,500 to support the Public Service Survivor Grant Program.

VETERAN'S SURVIVORS GRANT PROGRAM

The Veteran's Survivors Grant Program provides up to 25 grants to spouses or children of Missouri veterans who died or became at least 80 percent disabled as a result of injuries or accidents sustained in combat action after September 11, 2001. The maximum award may not exceed the amount of tuition paid by a full-time undergraduate Missouri resident at the University of Missouri, plus up to a \$2,000 room and board allowance and a \$500 book allowance per semester.

Fiscal Year 2023 Governor's Recommendations

Continue funding at the current level.

MINORITY AND UNDERREPRESENTED ENVIRONMENTAL LITERACY PROGRAM

The Minority and Underrepresented Environmental Literacy Program provides scholarships to full-time minority and underrepresented students who pursue a bachelor's or master's degree in an environmental-related field of study at a Missouri college or university and who meet specified academic standards.

Fiscal Year 2023 Governor's Recommendations

Continue funding at the current level.

DUAL CREDIT/DUAL ENROLLMENT SCHOLARSHIP PROGRAM

The Dual Credit/Dual Enrollment Scholarship Program provides financial assistance to low-income Missouri high school students enrolling in dual credit/dual enrollment courses. The scholarship reimburses eligible students for up to fifty percent of the tuition cost paid by the student to enroll in the course for up to a \$500 per student annual maximum.

Fiscal Year 2023 Governor's Recommendations

- \$7,000,000 to support the Dual Credit/Dual Enrollment Scholarship Program.

**DEPARTMENT OF HIGHER EDUCATION & WORKFORCE DEVELOPMENT
FINANCIAL AID**

MISSOURI STUDENT LOAN PROGRAM AND ADMINISTRATION

The Missouri Student Loan Program administers a program that has provided repayable guaranteed student loans to parents and students through commercial lending institutions since 1979. Since its inception, the program has guaranteed nearly 3 million loans totaling over \$10.9 billion. Because of changes in federal law, the department no longer has authority to guarantee new federal student loans as of July 1, 2010. However, the department will continue to fulfill the responsibilities related to its portfolio of outstanding guaranteed and defaulted loans. The Missouri Student Loan Program uses private contractors to aid in servicing and collecting loans. Loan program staff perform general loan program administration and oversight functions. Loan program staff also work closely with lenders, schools, and borrowers to prevent loan defaults. In addition, loan program staff provide numerous outreach services to inform students, parents, and schools about financial aid, college preparation, financial literacy, and debt management.

Fiscal Year 2023 Governor's Recommendations

- \$1,433 Guaranty Agency Operating Fund for development and delivery of process improvement and performance management within the department.
- \$35,951 Guaranty Agency Operating Fund for the remaining pay periods of the pay plan proposed to begin February 1, 2022.
- \$6,348 Guaranty Agency Operating Fund for the remaining pay periods of the Fiscal Year 2022 approved pay plan.

**DEPARTMENT OF HIGHER EDUCATION & WORKFORCE DEVELOPMENT
WORKFORCE DEVELOPMENT**

FINANCIAL SUMMARY

	FY 2021 EXPENDITURE	FY 2022 APPROPRIATION	FY 2023 GOVERNOR RECOMMENDS
Missouri Economic Research and Information Center	\$ 923,306	\$ 1,487,777	\$ 1,567,335
Workforce Development	11,347,938	19,945,271	21,070,924
Workforce Autism	194,000	200,000	200,000
Workforce Programs	33,577,651	80,598,259	80,694,500
TOTAL	\$ 46,042,895	\$ 102,231,307	\$ 103,532,759
General Revenue Fund	788,034	1,000,000	2,259,000
Federal Funds	44,254,862	100,231,307	100,273,759
Other Funds	999,999	1,000,000	1,000,000
Total Full-time Equivalent Employees	263.16	344.02	339.02

Workforce Development supports economic growth for individuals and businesses through innovative workforce programs and services. It also provides labor market information, supportive services, and training to job seekers and assists businesses with acquiring and developing skilled workers. Services are provided through a collaborative workforce system that includes multiple state agencies, Missouri job centers, local workforce development boards, and a network of community colleges and local educational institutions throughout the state. Workforce Development manages and supports the State Workforce Development Board and the Office of Apprenticeships and Work-based Learning.

Fiscal Year 2023 Governor's Recommendations

- \$1,459,000 for virtual course design and development to provide high school students with career-focused virtual education pathways.
- \$900,000 federal funds for dislocated worker training.
- \$44,364 federal funds for development and delivery of process improvement and performance management within the department.
- \$985,580 federal funds for the remaining pay periods of the pay plan proposed to begin February 1, 2022.
- \$175,267 federal funds for the remaining pay periods of the Fiscal Year 2022 approved pay plan.
- (\$2,062,759) federal funds core reduction for one-time expenditures.
- (\$200,000) and (five) staff core reduction from the Federal Year 2022 appropriation level.

**DEPARTMENT OF HIGHER EDUCATION & WORKFORCE DEVELOPMENT
HIGHER EDUCATION INITIATIVES**

FINANCIAL SUMMARY

	FY 2021 EXPENDITURE	FY 2022 APPROPRIATION	FY 2023 GOVERNOR RECOMMENDS
Institution GEER Distribution	\$ 23,643,000	\$ 27,000,000	\$ 6,000,000
Missouri University of Science and Technology Project Lead the Way	242,500	250,000	250,000
TOTAL	\$ 23,885,500	\$ 27,250,000	\$ 6,250,000
General Revenue Fund	242,500	250,000	250,000
Federal Funds	23,643,000	27,000,000	6,000,000
Total Full-time Equivalent Employees	0.00	0.00	0.00

Fiscal Year 2023 Governor’s Recommendations

- \$6,000,000 federal funds for GEER Excels awards for projects that allow institutions to continue to provide educational services to students and to support economic recovery from COVID-19.
- (\$27,000,000) federal funds core reduction for one-time expenditures.

**DEPARTMENT OF HIGHER EDUCATION & WORKFORCE DEVELOPMENT
PUBLIC COMMUNITY COLLEGES**

FINANCIAL SUMMARY

	FY 2021 EXPENDITURE	FY 2022 APPROPRIATION	FY 2023 GOVERNOR RECOMMENDS
Crowder College	\$ 5,579,476	\$ 6,603,354	\$ 6,966,226
East Central College	5,227,756	5,569,739	5,868,752
Jefferson College	7,629,047	8,118,512	8,556,172
Metropolitan Community College	30,639,465	32,656,502	34,407,820
Mineral Area College	5,505,347	5,816,439	6,133,514
Moberly Area Community College	6,105,568	7,252,342	7,649,948
North Central Missouri College	2,593,492	3,047,417	3,211,978
Ozarks Technical Community College	13,992,664	16,682,861	17,605,859
St. Charles Community College	8,843,590	10,443,245	11,014,081
St. Louis Community College	42,027,871	44,897,172	47,285,085
State Fair Community College	6,016,093	7,094,395	7,481,659
Three Rivers College	5,102,399	5,388,537	5,682,229
TOTAL	\$ 139,262,768	\$ 153,570,515	\$ 161,863,323
General Revenue Fund	129,087,476	143,080,524	151,373,332
Lottery Proceeds Fund	10,175,292	10,489,991	10,489,991
Total Full-time Equivalent Employees	0.00	0.00	0.00

Missouri’s public community colleges include the following 12 institutions (19 campuses): Crowder College in Neosho, East Central College in Union, Jefferson College in Hillsboro, Metropolitan Community College – five campuses in the Kansas City area, Mineral Area College in Park Hills, Moberly Area Community College in Moberly, North Central Missouri College in Trenton, Ozarks Technical Community College in Springfield, St. Charles Community College in St. Peters, St. Louis Community College – four campuses in St. Louis City and County, State Fair Community College in Sedalia, and Three Rivers College in Poplar Bluff.

Fiscal Year 2023 Governor’s Recommendations

- \$8,292,808 for core increases allocated among institutions.
 - \$362,872 for Crowder College
 - \$299,013 for East Central College
 - \$437,660 for Jefferson College
 - \$1,751,318 for Metropolitan Community College
 - \$317,075 for Mineral Area College
 - \$397,606 for Moberly Area Community College
 - \$164,561 for North Central Missouri College
 - \$922,998 for Ozarks Technical Community College
 - \$570,836 for St. Charles Community College
 - \$2,387,913 for St. Louis Community College
 - \$387,264 for State Fair Community College
 - \$293,692 for Three Rivers College

**DEPARTMENT OF HIGHER EDUCATION & WORKFORCE DEVELOPMENT
STATE TECHNICAL COLLEGE OF MISSOURI**

FINANCIAL SUMMARY

	FY 2021 EXPENDITURE	FY 2022 APPROPRIATION	FY 2023 GOVERNOR RECOMMENDS
State Technical College of Missouri			
TOTAL	\$ 5,865,942	\$ 8,030,371	\$ 8,464,011
General Revenue Fund	4,796,397	7,494,154	7,927,794
Federal Funds	549,415	0	0
Lottery Proceeds Fund	520,130	536,217	536,217
Total Full-time Equivalent Employees	0.00	0.00	0.00

Sections 178.631 through 178.640, RSMo, establish the State Technical College of Missouri with a statewide mission to offer highly specialized and advanced technical education and training at the certificate and associate degree level.

Fiscal Year 2023 Governor's Recommendations

- \$433,640 for a core increase.

**DEPARTMENT OF HIGHER EDUCATION & WORKFORCE DEVELOPMENT
PUBLIC FOUR-YEAR INSTITUTIONS OF HIGHER EDUCATION**

FINANCIAL SUMMARY

	FY 2021 EXPENDITURE	FY 2022 APPROPRIATION	FY 2023 GOVERNOR RECOMMENDS
University of Central Missouri	\$ 53,826,068	\$ 57,385,876	\$ 60,486,063
Southeast Missouri State University	44,625,916	47,577,009	50,146,167
Missouri State University	91,434,021	97,479,099	102,742,970
Lincoln University	20,873,384	23,264,590	24,520,878
Truman State University	40,521,765	43,201,754	45,534,649
Northwest Missouri State University	30,334,065	32,340,003	34,086,363
Missouri Southern State University	23,375,104	26,920,398	28,374,099
Missouri Western State University	21,638,909	23,069,885	24,315,659
Harris-Stowe State University	10,175,359	11,848,327	11,934,137
University of Missouri	405,124,703	433,247,815	456,556,797
TOTAL	\$ 741,929,294	\$ 796,334,756	\$ 838,697,782
General Revenue Fund	593,676,692	712,627,379	755,490,405
Federal Funds	67,541,446	0	0
Lottery Proceeds Fund	80,711,156	83,707,377	83,207,377
Total Full-time Equivalent Employees	0.00	0.00	0.00

Missouri’s public, four-year institutions of higher education include the following ten institutions: the University of Central Missouri at Warrensburg, Harris-Stowe State University at St. Louis, Lincoln University at Jefferson City, Missouri Southern State University at Joplin, Missouri Western State University at St. Joseph, Northwest Missouri State University at Maryville, Southeast Missouri State University at Cape Girardeau, Missouri State University at Springfield, Truman State University at Kirksville, and the University of Missouri system.

Fiscal Year 2023 Governor’s Recommendations

- \$42,863,026 for core increases allocated among institutions.
 - \$3,100,187 for the University of Central Missouri
 - \$2,569,158 for Southeast Missouri State University
 - \$5,263,871 for Missouri State University
 - \$1,256,288 for Lincoln University
 - \$2,332,895 for Truman State University
 - \$1,746,360 for Northwest Missouri State University
 - \$1,453,701 for Missouri Southern State University
 - \$1,245,774 for Missouri Western State University
 - \$585,810 for Harris-Stowe State University
 - \$23,308,982 for the University of Missouri
- (\$500,000) Economic Development Advancement Fund core reduction for one-time expenditures.

**DEPARTMENT OF HIGHER EDUCATION & WORKFORCE DEVELOPMENT
UNIVERSITY OF MISSOURI – RELATED PROGRAMS**

FINANCIAL SUMMARY

	FY 2021 EXPENDITURE	FY 2022 APPROPRIATION	FY 2023 GOVERNOR RECOMMENDS
University of Missouri NextGen Precision Health Institute	\$ 10,000,000	\$ 0	\$ 0
University of Missouri-St. Louis International Collaboration	404,123	550,000	1,400,000
Missouri Telehealth Network	1,879,511	1,937,640	1,937,640
Missouri Kidney Program	1,697,500	1,750,000	1,750,000
State Historical Society	2,877,355	3,364,367	3,484,228
Spinal Cord Injury Research	566,580	1,500,000	1,500,000
State Seminary Income on Investments	10,912	275,000	275,000
TOTAL	\$ 17,435,981	\$ 9,377,007	\$ 10,346,868
General Revenue Fund	6,858,489	7,602,007	8,571,868
Federal Funds	10,000,000	0	0
Other Funds	577,492	1,775,000	1,775,000
Total Full-time Equivalent Employees	0.00	0.00	0.00

The University of Missouri has administrative responsibility for a range of programs that are related to its institutional mission, but are not a part of the education and general operations: University of Missouri NextGen Precision Health Institute, University of Missouri-St. Louis International Collaboration, Missouri Telehealth Network, Missouri Kidney Program, State Historical Society, Spinal Cord Injury Research Program, and investments and interest from Seminary Fund and State Seminary Moneys Fund.

UNIVERSITY OF MISSOURI NEXTGEN PRECISION HEALTH INSTITUTE

The NextGen Precision Health Institute at the University of Missouri in Columbia anchors the UM System’s initiative to transform healthcare and improve lives for all Missourians. The Institute combines expert researchers of the four UM System institutions to help create personalized healthcare that will treat diseases based on individual variability in genes, environment, and lifestyle. Students learn how to transfer research into the most promising drugs and technologies through collaborations between UM System universities and industry partners. This funding was rolled into the University of Missouri core in Fiscal Year 2022.

UNIVERSITY OF MISSOURI-ST. LOUIS INTERNATIONAL COLLABORATION

The program funds initiatives to increase international collaboration and promote economic activity in the St. Louis region. A key focus of the program is the St. Louis-Israel Innovation Connection, which connects the economies of St. Louis and Israel and will serve as a model to attract companies from other targeted geographic areas to the St. Louis region.

Fiscal Year 2023 Governor’s Recommendations

- \$600,000 for matching grant funds for the Center for Defense Medicine.
- \$250,000 for matching grant funds for the Center for National Pandemic Resiliency.

**DEPARTMENT OF HIGHER EDUCATION & WORKFORCE DEVELOPMENT
UNIVERSITY OF MISSOURI – RELATED PROGRAMS**

MISSOURI TELEHEALTH NETWORK

The Missouri Telehealth Network enhances access to patient-centered health care via telehealth for rural and underserved Missourians. The network provides technical assistance in the areas of clinical, technical, legal and regulatory, operations, and evaluation to health care organizations and state entities; operational support for telehealth and education programs; and support, promotion, and education on telehealth policies.

Fiscal Year 2023 Governor’s Recommendations

Continue funding at the current level.

MISSOURI KIDNEY PROGRAM

The Missouri Kidney Program enables Missourians with end-stage renal disease to obtain education and medical support services. The program contracts with federally approved dialysis/transplant centers and facilities to help pay expenses related to patient care not paid by other sources such as Medicare, MO HealthNet, and private insurance. Patients’ medications and insurance premiums, as well as patient education, are paid by the program.

Fiscal Year 2023 Governor’s Recommendations

Continue funding at the current level.

STATE HISTORICAL SOCIETY

The State Historical Society of Missouri is directed by statute to collect, preserve, publish, and make accessible those materials that pertain to the history of Missouri and western America. The staff conducts research projects, publishes the quarterly Missouri Historical Review, and produces other publications.

Fiscal Year 2023 Governor’s Recommendations

- \$119,861 for cost of living salary adjustments and employee benefit cost increases for staff of the State Historical Society.

SPINAL CORD INJURY RESEARCH

The program funds research that will advance knowledge concerning spinal cord injuries and congenital or acquired disease processes. Research awards are made by an advisory board to researchers in public or private educational, health care, and research institutions and other voluntary health associations. Funds for this research come from fees assessed to individuals who are convicted of intoxication-related offenses, as well as surcharges from all criminal cases including violations of any county ordinance or any violation of criminal or traffic laws of this state.

Fiscal Year 2023 Governor’s Recommendations

Continue funding at the current level.

**DEPARTMENT OF HIGHER EDUCATION & WORKFORCE DEVELOPMENT
UNIVERSITY OF MISSOURI – RELATED PROGRAMS**

SEMINARY FUND INVESTMENTS AND INCOME ON INVESTMENTS

The Seminary Fund consists of the proceeds of the sale of land donated to the state, proceeds from a direct tax received from the United States, the James S. Rollins Scholarship Fund, and others. Income from the State Seminary Moneys Fund is given to the University of Missouri as required by Article IX, Section 6 of the Missouri Constitution, and by Section 172.610, RSMo.

Fiscal Year 2023 Governor’s Recommendations

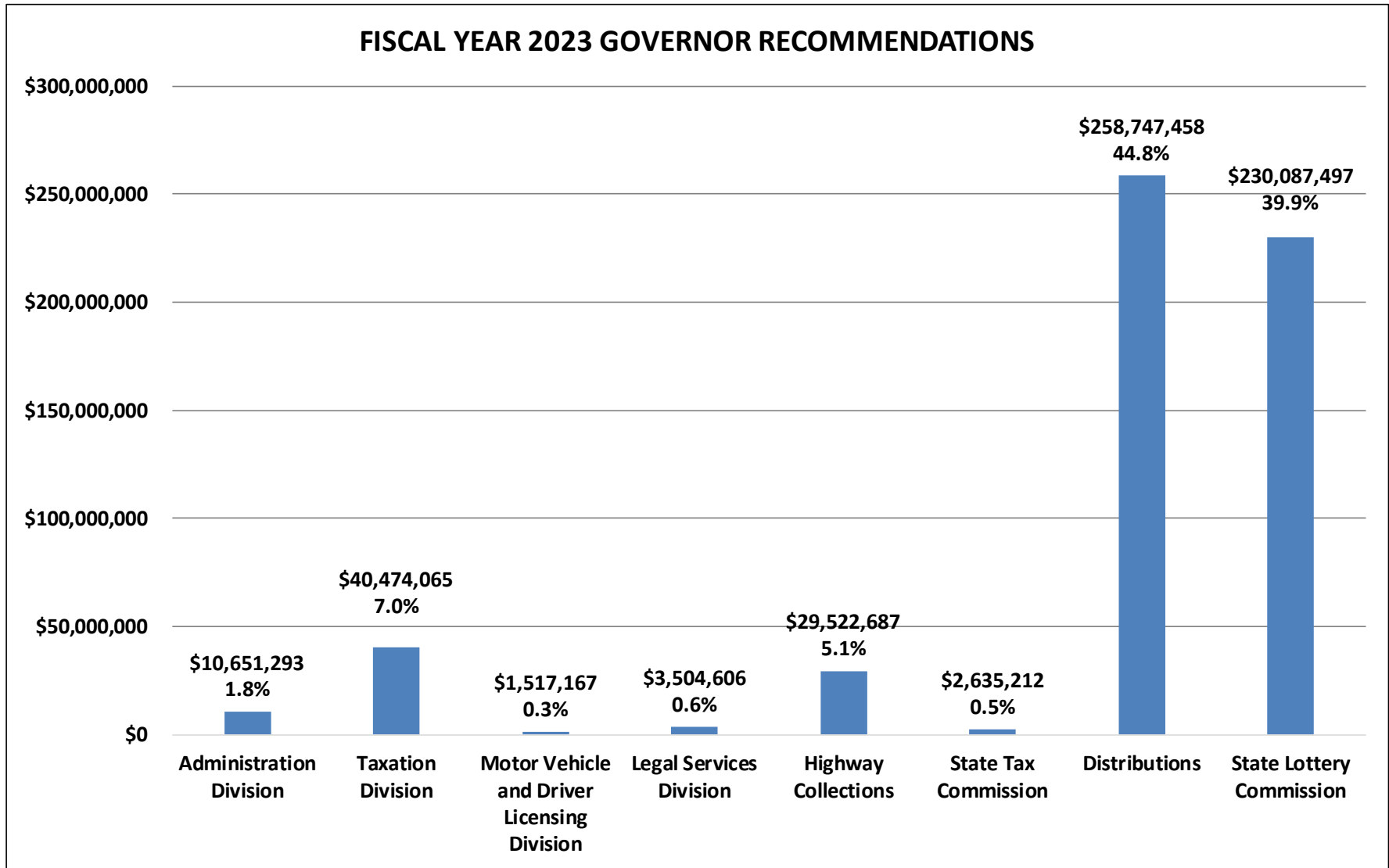
Continue funding at the current level.

DEPARTMENT OF REVENUE

FINANCIAL SUMMARY

	FY 2021 EXPENDITURE	FY 2022 APPROPRIATION	FY 2023 REQUEST	FY 2023 GOVERNOR RECOMMENDS
Administration Division	\$ 7,321,585	\$ 10,306,244	\$ 10,511,270	\$ 10,651,293
Taxation Division	28,550,517	30,085,914	33,314,965	40,474,065
Motor Vehicle and Driver Licensing Division	1,026,717	1,578,466	1,584,720	1,517,167
Legal Services Division	2,562,362	3,018,716	3,317,339	3,504,606
Highway Collections	23,104,702	25,666,052	26,716,651	29,522,687
State Tax Commission	2,102,754	2,452,330	2,525,354	2,635,212
Distributions	193,581,921	209,486,122	209,639,068	258,747,458
State Lottery Commission	232,271,196	229,551,999	229,626,659	230,087,497
State Legal Expense Fund Transfer	0	1	1	1
DEPARTMENTAL TOTAL	\$ 490,521,754	\$ 512,145,844	\$ 517,236,027	\$ 577,139,986
General Revenue Fund	59,400,474	64,248,965	68,342,819	76,210,483
Federal Funds	1,820,212	4,130,415	4,133,268	4,152,203
Child Support Enforcement Fund	989,927	1,490,654	1,490,928	1,493,429
Health Initiatives Fund	60,331	66,296	66,858	73,608
Port Authority AIM Zone Fund	0	500,000	500,000	500,000
Petroleum Storage Tank Insurance Fund	28,341	31,334	31,634	35,451
Motor Vehicle Commission Fund	814,978	1,001,179	1,007,943	1,063,175
Veterans Health and Care Fund	0	0	0	150,000
Conservation Commission Fund	609,263	625,168	631,263	725,071
State Highways and Transportation Department Fund	13,678,903	15,395,196	15,734,845	17,712,911
Lottery Enterprise Fund	54,695,978	55,476,781	55,551,441	56,012,279
Petroleum Inspection Fund	31,993	39,653	40,017	45,636
Motor Fuel Tax Fund	180,806,648	195,000,000	195,000,000	244,208,290
State Lottery Fund	177,575,218	174,075,218	174,075,218	174,075,218
Motor Vehicle Administration Technology Fund	0	0	564,296	613,759
Department of Revenue Specialty Plate Fund	500	17,237	17,309	17,817
Tobacco Control Special Fund	8,988	47,748	48,188	50,656
Total Full-time Equivalent Employees	1,230.72	1,260.05	1,343.05	1,322.05
General Revenue Fund	803.18	812.02	855.02	850.02
Federal Funds	2.53	4.74	4.74	4.74
Other Funds	425.01	443.29	483.29	467.29

¹ Does not include \$2,106,846 appropriated in House Bill 14 (2022) introduced January 5, 2022 during the second regular session of the 101st General Assembly and does not include \$56,282,881 recommended in Fiscal Year 2022 Supplemental Appropriations. See the Supplemental section of the Missouri budget for details regarding the Department of Revenue supplemental appropriations.



**DEPARTMENT OF REVENUE
ADMINISTRATION DIVISION**

FINANCIAL SUMMARY

	FY 2021 EXPENDITURE	FY 2022 APPROPRIATION	FY 2023 GOVERNOR RECOMMENDS
Administration Division	\$ 4,319,281	\$ 6,712,488	\$ 6,866,977
Postage	3,002,304	3,093,756	3,284,316
Port Aim Zones	0	500,000	500,000
TOTAL	\$ 7,321,585	\$ 10,306,244	\$ 10,651,293
General Revenue Fund	4,612,221	4,737,152	5,072,800
Federal Funds	1,668,853	3,527,693	3,534,319
Other Funds	1,040,511	2,041,399	2,044,174
Total Full-time Equivalent Employees	34.35	41.11	41.11

The Administration Division provides executive leadership and administrative support for all department programs including, but not limited to, setting policy, strategic planning, leadership, and overall direction of the department. This division also provides administrative support to the department in the areas of accounting, cash management, procurement, mail processing, archiving, stores, inventory distribution, delivery services, form development, payroll processing, recruitment, training and communication, and child support oversight.

Fiscal Year 2023 Governor's Recommendations

- \$190,560 for postage cost increases.
- \$140,023 for the remaining pay periods of the pay plan proposed to begin February 1, 2022, including \$131,467 general revenue.
- \$14,466 for the remaining pay periods of the Fiscal Year 2022 approved pay plan, including \$13,621 general revenue.

**DEPARTMENT OF REVENUE
TAXATION DIVISION**

FINANCIAL SUMMARY

	FY 2021 EXPENDITURE	FY 2022 APPROPRIATION	FY 2023 GOVERNOR RECOMMENDS
Taxation Division	\$ 21,059,891	\$ 22,273,239	\$ 32,824,065
Integrated Tax System	7,490,626	7,500,000	7,650,000
911 Service Board Trust Fund	0	312,675	0
TOTAL	\$ 28,550,517	\$ 30,085,914	\$ 40,474,065
General Revenue Fund	27,827,144	29,330,179	39,451,015
Other Funds	723,373	755,735	1,023,050
Total Full-time Equivalent Employees	530.85	489.00	523.00

The Taxation Division administers and enforces tax laws. The division deposits all tax revenue, issues refunds, and collects and distributes local taxes. The division’s collection activities include account management, lien filing, delinquent tax collections (including identifying non-compliant businesses and individuals), tax clearances, and debt offsets. The division has six in-state field offices that audit businesses required to pay taxes to the State of Missouri. The division’s auditors are also stationed in five out-of-state offices to foster Missouri tax law compliance.

Fiscal Year 2023 Governor’s Recommendations

- \$8,653,926 and 34 staff to implement the online use tax provisions in SB 153 (2021).
- \$150,000 Missouri Veterans Health and Care Fund for tax system upgrades.
- \$2,188,300 for the remaining pay periods of the pay plan proposed to begin February 1, 2022, including \$2,078,306 general revenue.
- \$196,075 for the remaining pay periods of the Fiscal Year 2022 approved pay plan, including \$188,754 general revenue.
- (\$800,150) core reduction for one-time expenditures.

**DEPARTMENT OF REVENUE
MOTOR VEHICLE AND DRIVER LICENSING DIVISION**

FINANCIAL SUMMARY

	FY 2021 EXPENDITURE	FY 2022 APPROPRIATION	FY 2023 GOVERNOR RECOMMENDS
Motor Vehicle and Driver Licensing Division			
TOTAL	\$ 1,026,717	\$ 1,578,466	\$ 1,517,167
General Revenue Fund	737,892	937,680	844,244
Federal Funds	0	163,666	163,931
Other Funds	288,825	477,120	508,992
Total Full-time Equivalent Employees	18.77	32.05	32.05

The Motor Vehicle and Driver Licensing Division administers Missouri laws that license drivers and suspend, revoke, and disqualify driver licenses; titles/registers motor vehicles, boats, and trailers; and collects required fees and taxes. The division licenses dealers and oversees dealer operations to ensure compliance with dealer licensing laws. The division also manages the operations of licensing offices throughout the state and coordinates requests for proposals for these offices.

Fiscal Year 2023 Governor's Recommendations

- \$82,447 for the remaining pay periods of the pay plan proposed to begin February 1, 2022, including \$52,530 general revenue.
- \$6,254 for the remaining pay periods of the Fiscal Year 2022 approved pay plan, including \$4,034 general revenue.
- (\$150,000) core reduction for one-time expenditures.

**DEPARTMENT OF REVENUE
LEGAL SERVICES DIVISION**

FINANCIAL SUMMARY

	FY 2021 EXPENDITURE	FY 2022 APPROPRIATION	FY 2023 GOVERNOR RECOMMENDS
Legal Services Division			
TOTAL	\$ 2,562,362	\$ 3,018,716	\$ 3,504,606
General Revenue Fund	1,919,391	2,034,645	2,472,026
Federal Funds	151,359	439,056	453,953
Other Funds	491,612	545,015	578,627
Total Full-time Equivalent Employees	50.83	58.80	62.80

The Legal Services/General Counsel Division supports the department’s revenue tax law administration, driver licensing and motor vehicle title/registration administration, and provides legal counsel and representation to the Director of Revenue and divisions. The division includes the Criminal Tax Investigation and the Compliance and Investigation Bureaus, which investigate suspected law violations, prepare cases for prosecution, and perform audits of internal department functions and the license offices throughout the state.

Fiscal Year 2023 Governor’s Recommendations

- \$272,144 and four staff for the internal audit program.
- \$187,267 for the remaining pay periods of the pay plan proposed to begin February 1, 2022, including \$146,096 general revenue.
- \$26,479 for the remaining pay periods of the Fiscal Year 2022 approved pay plan, including \$19,141 general revenue.

**DEPARTMENT OF REVENUE
HIGHWAY COLLECTIONS**

FINANCIAL SUMMARY

	FY 2021 EXPENDITURE	FY 2022 APPROPRIATION	FY 2023 GOVERNOR RECOMMENDS
Highway Collections - Taxation Division	\$ 1,157,860	\$ 1,326,431	\$ 1,720,166
Highway Collections - Motor Vehicle and Driver Licensing Division	13,812,352	15,465,455	18,161,057
Highway Collections - Legal Services Division	2,221,250	2,419,992	2,624,133
Highway Collections - Attorney Fees	0	1,000	1,000
Highway Collections - Postage	2,694,328	2,777,658	2,959,065
Highway Collections - Administration Division	2,673,625	3,130,229	3,476,249
Highway Collections - Postage - Driver License	545,287	545,287	581,017
TOTAL	\$ 23,104,702	\$ 25,666,052	\$ 29,522,687
General Revenue Fund	9,425,799	10,270,856	11,196,017
Other Funds	13,678,903	15,395,196	18,326,670
Total Full-time Equivalent Employees	408.61	448.59	472.59

The Missouri Constitution, Article IV, Sections 30(a), 30(b), and 30(c) requires all state revenues from the existing motor vehicle fuel tax, vehicle taxes, and fees paid by highway users (less collection costs of up to three percent of the amount collected and State Highway Patrol enforcement costs) be used for state and local highways, roads, and bridges, and for constructing and maintaining the state highway system. The Department of Revenue collects and remits these revenues to the State Highways and Transportation Department Fund. Highway Collections functions are distributed between the department's Taxation Division, Motor Vehicle and Driver Licensing Division, Administration Division, and Legal Services/General Counsel Division.

Fiscal Year 2023 Governor's Recommendations

- \$660,225 State Highways and Transportation Department Fund to operate temporary license offices.
- \$626,889 State Highways and Transportation Department Fund for increased costs related to the manufacture and production of license plates and titles.
- \$564,296 Motor Vehicle Administration Technology Fund and 15 staff for the Motor Vehicle/Driver's License's modernization project.
- \$206,440 for postage cost increases, including \$71,460 general revenue.
- \$179,200 State Highways and Transportation Department Fund and five staff for the implementation of the motor fuel tax refund created under SB 262 (2021).
- \$149,027 State Highways and Transportation Department Fund and four staff to allow electronic submission of medical certifications by Commercial Driver's License holders.
- \$73,886 for development and delivery of process improvement and performance management within the department, including \$66,497 general revenue.
- \$1,926,061 for the remaining pay periods of the pay plan proposed to begin February 1, 2022, including \$712,010 general revenue.
- \$158,111 for the remaining pay periods of the Fiscal Year 2022 approved pay plan, including \$75,194 general revenue.
- (\$687,500) State Highways and Transportation Department Fund core reduction for one-time expenditures.

**DEPARTMENT OF REVENUE
STATE TAX COMMISSION**

FINANCIAL SUMMARY

	FY 2021 EXPENDITURE	FY 2022 APPROPRIATION	FY 2023 GOVERNOR RECOMMENDS
State Tax Commission			
TOTAL	\$ 2,102,754	\$ 2,452,330	\$ 2,635,212
General Revenue Fund	2,102,754	2,452,330	2,635,212
Total Full-time Equivalent Employees	34.46	37.00	37.00

A constitutionally created quasi-judicial administrative agency, the State Tax Commission performs six basic functions: equalize inter- and intra-county assessments; conduct de novo judicial hearings regarding valuation and classification appeals from local boards of equalization; formulate and implement statewide assessment policies and procedures to comport with statutory and constitutional mandates; supervise local assessing officials and local assessment programs to ensure compliance with statewide requirements; conduct ratio studies to determine the assessment level in each county and to measure the quality of the assessments; and assess the distributable property of railroads and other public utilities.

Fiscal Year 2023 Governor’s Recommendations

- \$139,744 for the remaining pay periods of the pay plan proposed to begin February 1, 2022.
- \$43,138 for the remaining pay periods of the Fiscal Year 2022 approved pay plan.

**DEPARTMENT OF REVENUE
DISTRIBUTIONS**

FINANCIAL SUMMARY

	FY 2021 EXPENDITURE	FY 2022 APPROPRIATION	FY 2023 GOVERNOR RECOMMENDS
Prosecuting Attorneys and Collection Agencies Fees	\$ 2,216,456	\$ 2,900,000	\$ 2,900,000
County Filing Fees	4,913	200,000	200,000
State Share of Assessment Maintenance Costs	10,054,275	10,595,322	10,648,368
Motor Fuel Tax Distribution to Cities and Counties	180,806,648	195,000,000	244,208,290
Emblem Use Fee Distribution	25,828	34,100	34,100
County Stock Insurance Tax	129,932	135,700	135,700
Debt Offset For Tax Credits Transfer	96,145	150,000	150,000
Income Tax Check-Off Refund Designations	247,724	471,000	471,000
TOTAL	\$ 193,581,921	\$ 209,486,122	\$ 258,747,458
General Revenue Fund	12,775,273	14,486,122	14,539,168
Other Funds	180,806,648	195,000,000	244,208,290
Total Full-time Equivalent Employees	0.00	0.00	0.00

PROSECUTING ATTORNEYS AND COLLECTION AGENCIES FEES

Section 136.150, RSMo, provides a 20 percent collection fee to circuit or prosecuting attorneys for delinquent taxes, licenses, or fees recovered on behalf of the state. The department deposits the collection fee in the county treasury with one-half of the fee for use by the attorney’s office and one-half to be expended as the county determines.

Section 140.850, RSMo, authorizes the Department of Revenue to use private attorneys or professional collection agencies to collect delinquent taxes owed by resident and non-resident taxpayers (individuals and businesses). The statute restricts the fee to not more than 25 percent of the amount collected.

Fiscal Year 2023 Governor’s Recommendations

Continue funding at the current level.

COUNTY FILING FEES

The Department of Revenue is authorized to file certificates of lien with the circuit courts for income, withholding, sales, and use tax delinquencies under Sections 144.380 and 143.902, RSMo. Under Section 144.380(4), RSMo, county recorders may charge the department a fee of \$3.00 per tax lien for filing and \$1.50 per release of a filed tax lien. The department collects these fees from the delinquent taxpayers.

Fiscal Year 2023 Governor’s Recommendations

Continue funding at the current level.

**DEPARTMENT OF REVENUE
DISTRIBUTIONS**

STATE SHARE OF ASSESSMENT MAINTENANCE COSTS

The state reimburses a portion of local assessor maintenance assessment costs and expenses.

Fiscal Year 2023 Governor's Recommendations

- \$53,046 for assessment maintenance costs and expenses due to increased statewide parcel count.

MOTOR FUEL TAX DISTRIBUTION TO CITIES AND COUNTIES

Missouri Constitution Article IV, Section 30(a)(2) requires a 15 percent allocation of the Motor Fuel Tax collections net proceeds to the incorporated cities, towns, and villages of the state to assist in the maintenance of streets and highways.

Missouri Constitution Article IV, Section 30(a)(1) requires a 10 percent allocation of the Motor Fuel Tax collections net proceeds to the counties to assist in the maintenance of county roads, highways, and bridges. In addition, Missouri Constitution Article IV, Section 30(a)(2) requires distributing 15 percent of the net proceeds resulting from any increase in the Motor Fuel Tax rate over the rate in effect on March 31, 1992, to the counties to assist in the maintenance of county roads, highways, and bridges.

Fiscal Year 2023 Governor's Recommendations

- \$49,208,290 Motor Fuel Tax Fund for increased motor fuel tax collections.

EMBLEM USE FEE DISTRIBUTION

Individuals requesting a specialty license plate contribute an emblem use fee to the organization sponsoring the specialty plate. If statute allows the individual to remit the emblem use authorization fee to the Department of Revenue, the department must remit these fees to the applicable organization.

Fiscal Year 2023 Governor's Recommendations

Continue funding at the current level.

COUNTY STOCK INSURANCE TAX

The Department of Revenue uses this appropriation to meet the apportionment requirements for the County Stock Insurance Tax required by Section 148.330, RSMo, while holding school districts and counties harmless to reductions from premium tax credits provided to insurance companies.

Fiscal Year 2023 Governor's Recommendations

Continue funding at the current level.

**DEPARTMENT OF REVENUE
DISTRIBUTIONS**

DEBT OFFSET FOR TAX CREDITS TRANSFER

Section 135.815, RSMo, requires that tax credit applicants first use any award to pay off any delinquent income, sales, use, or insurance taxes. After applying all credits toward any delinquencies, the applicant can be issued any remaining credits. The Department of Revenue uses this appropriation to satisfy delinquencies.

Fiscal Year 2023 Governor's Recommendations

Continue funding at the current level.

INCOME TAX CHECK-OFF REFUND DESIGNATIONS

State statutes permit individuals and corporations to contribute a portion of their income tax refund to numerous separate state trust funds and separate charitable trust funds. The taxpayer designates a distribution amount to the various trust funds to transfer from the General Revenue Fund.

Fiscal Year 2023 Governor's Recommendations

Continue funding at the current level.

**DEPARTMENT OF REVENUE
STATE LOTTERY COMMISSION**

FINANCIAL SUMMARY

	FY 2021 EXPENDITURE	FY 2022 APPROPRIATION	FY 2023 GOVERNOR RECOMMENDS
Lottery Commission - Operating	\$ 54,695,978	\$ 55,476,781	\$ 56,012,279
Lottery Commission - Prizes	<u>177,575,218</u>	<u>174,075,218</u>	<u>174,075,218</u>
TOTAL	\$ 232,271,196	\$ 229,551,999	\$ 230,087,497
Other Funds	232,271,196	229,551,999	230,087,497
Total Full-time Equivalent Employees	152.85	153.50	153.50

Approved by the voters of Missouri, the Missouri Constitution, Article III, Section 39(b), established the Missouri State Lottery. The Missouri State Lottery transfers all profits to help fund public institutions of elementary, secondary, and higher education. Lottery functions include: recruiting and licensing Lottery retailers; creating, marketing, and distributing Lottery products; collecting revenue from Lottery retailers; paying out Lottery prizes and retailer commissions; and ensuring the security and integrity of the Lottery operations and games.

Fiscal Year 2023 Governor’s Recommendations

- \$460,838 Lottery Enterprise Fund for the remaining pay periods of the pay plan proposed to begin February 1, 2022.
- \$74,660 Lottery Enterprise Fund for the remaining pay periods of the Fiscal Year 2022 approved pay plan.

LOTTERY TRANSFER TO EDUCATION

FINANCIAL SUMMARY

	FY 2021 EXPENDITURE	FY 2022 APPROPRIATION	FY 2023 GOVERNOR RECOMMENDS
Other Funds	\$ 345,032,500	\$ 338,132,500	\$ 338,132,500

Section 39(b) of Article III of the Missouri Constitution provides for the transfer of net proceeds to help fund public institutions of elementary, secondary, and higher education.

Fiscal Year 2023 Governor’s Recommendations

Continue funding at the current level.

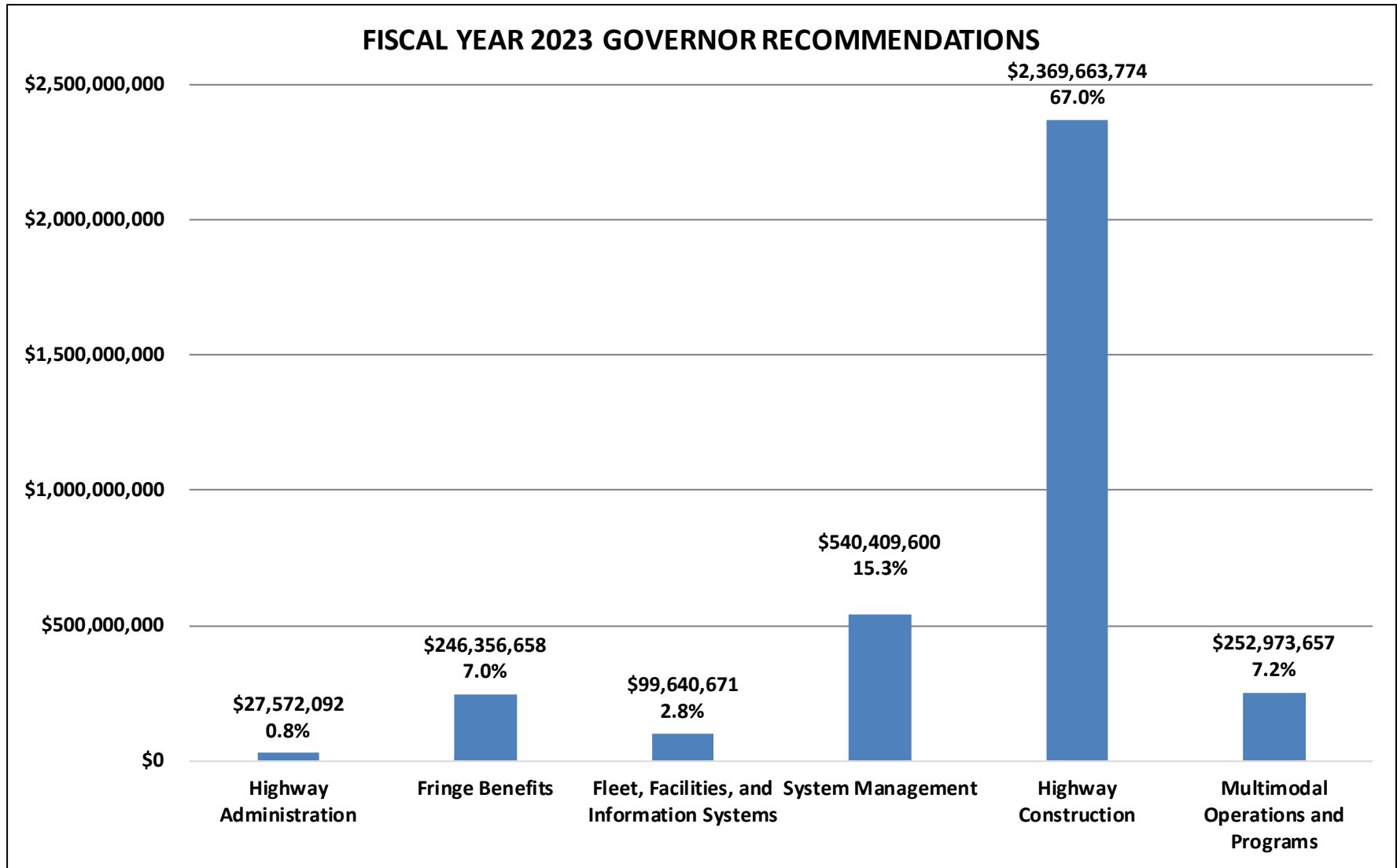
DEPARTMENT OF TRANSPORTATION

FINANCIAL SUMMARY

	FY 2021 EXPENDITURE	FY 2022 APPROPRIATION	FY 2023 REQUEST	FY 2023 GOVERNOR RECOMMENDS
Highway Administration	\$ 18,680,787	\$ 26,081,176	\$ 28,428,385	\$ 27,572,092
Fringe Benefits	195,674,821	230,840,978	260,624,671	246,356,658
Fleet, Facilities, and Information Systems	70,654,372	93,790,876	99,833,648	99,640,671
System Management	346,987,489	423,516,908	453,393,795	540,409,600
Highway Construction	1,449,209,599	2,112,247,228	2,245,777,217	2,369,663,774
Multimodal Operations and Programs	91,899,848	255,024,608	260,217,461	252,973,657
State Legal Expense Fund Transfer	0	1	1	1
DEPARTMENTAL TOTAL	\$ 2,173,106,916	\$ 3,141,501,775	\$ 3,348,275,178	\$ 3,536,616,453
General Revenue Fund	61,777,976	95,986,350	101,560,430	94,424,070
Federal Funds	62,161,964	149,411,752	149,026,129	149,040,576
Federal Stimulus Funds	20,954,970	82,840,804	78,935,899	78,935,899
Budget Stabilization Fund	0	0	0	175,000,000
Motorcycle Safety Trust Fund	124,366	350,000	250,000	250,000
Grade Crossing Safety Account Fund	1,328,714	3,000,000	3,000,000	3,000,000
State Road Bond Fund	182,469,072	201,259,881	256,212,631	256,212,631
State Road Fund	1,833,622,407	2,590,601,865	2,738,541,378	2,759,125,759
Railroad Expense Fund	711,548	1,029,014	1,129,684	1,081,389
State Transportation Fund	4,597,998	5,060,961	7,518,107	7,528,918
State Transportation Assistance Revolving Fund	146,291	1,000,000	1,000,000	1,000,000
Aviation Trust Fund	5,211,610	10,961,148	11,100,920	11,017,211
Total Full-time Equivalent Employees	5,228.23	5,501.87	5,612.87	5,608.87
Federal Funds	11.18	14.29	14.29	14.29
Other Funds	5,217.05	5,487.58	5,598.58	5,594.58

¹ Does not include \$9,960,960 appropriated in House Bill 14 (2022) introduced January 5, 2022 during the second regular session of the 101st General Assembly and does not include \$10,200,000 recommended in Fiscal Year 2022 Supplemental Appropriations. See the Supplemental section of the Missouri Budget for details regarding the Department of Transportation supplemental appropriations.

² Does not include \$8,505,000 appropriated in House Bill 20 (2022). See the American Rescue Plan Act section of the Missouri Budget for details regarding the additional Department of Transportation appropriations.



**DEPARTMENT OF TRANSPORTATION
HIGHWAY ADMINISTRATION**

FINANCIAL SUMMARY

	FY 2021 EXPENDITURE	FY 2022 APPROPRIATION	FY 2023 GOVERNOR RECOMMENDS
Administration			
TOTAL	\$ 18,680,787	\$ 26,081,176	\$ 27,572,092
Federal Funds	5,000	5,000	5,000
Other Funds	18,675,787	26,076,176	27,567,092
Total Full-time Equivalent Employees	301.70	343.57	346.57

Highway Administration supports the Missouri Highways and Transportation Commission operations and the department’s centralized functions: auditing, accounting, risk management, financial planning, government relations, communications, and human resource management.

Fiscal Year 2023 Governor’s Recommendations

- \$113,432 State Road Fund and three staff to oversee increased state and federal transportation spending.
- \$73,886 State Road Fund for development and delivery of process improvement and performance management within the department.
- \$1,109,001 State Road Fund for the remaining pay periods of the pay plan proposed to begin February 1, 2022.
- \$194,597 State Road Fund for the remaining pay periods of the Fiscal Year 2022 approved pay plan.

**DEPARTMENT OF TRANSPORTATION
FRINGE BENEFITS**

FINANCIAL SUMMARY

	FY 2021 EXPENDITURE	FY 2022 APPROPRIATION	FY 2023 GOVERNOR RECOMMENDS
Retirement Benefits	\$ 124,454,515	\$ 150,828,901	\$ 164,673,058
Medical, Life, and Employee Assistance Benefits	46,075,078	53,417,313	54,861,961
Retiree Benefits	17,660,603	18,629,968	18,629,968
Workers' Compensation Benefits	7,484,625	7,964,796	8,191,671
TOTAL	\$ 195,674,821	\$ 230,840,978	\$ 246,356,658
Federal Funds	429,067	560,910	589,875
Other Funds	195,245,754	230,280,068	245,766,783
Total Full-time Equivalent Employees	0.00	0.00	0.00

The Missouri Department of Transportation (MoDOT) compensates its employees in part through various fringe benefits including retirement and long-term disability contributions, medical and life insurance, retirees' medical insurance, dental insurance, workers' compensation, and the employee assistance program.

Fiscal Year 2023 Governor's Recommendations

- \$5,202,757 State Road Fund for fringe costs related to new staff.
- \$9,128,297 federal and other funds for fringe costs related to the remaining pay periods of the pay plan proposed to begin February 1, 2022.
- \$1,578,021 federal and other funds for fringe costs related to the remaining pay periods of the Fiscal Year 2022 approved pay plan.
- (\$393,395) federal and other funds core reduction from the Fiscal Year 2022 appropriation level.

**DEPARTMENT OF TRANSPORTATION
FLEET, FACILITIES, AND INFORMATION SYSTEMS**

FINANCIAL SUMMARY

	FY 2021 EXPENDITURE	FY 2022 APPROPRIATION	FY 2023 GOVERNOR RECOMMENDS
Fleet, Facilities, and Information Systems			
TOTAL	\$ 70,654,372	\$ 93,790,876	\$ 99,640,671
Other Funds	70,654,372	93,790,876	99,640,671
Total Full-time Equivalent Employees	184.01	272.25	272.25

This program area supports the General Services and Information Systems divisions and district operations by providing fleet and facilities, procurement, and other services to the department. The Information Systems Division delivers information technology solutions, services, and support.

Fiscal Year 2023 Governor’s Recommendations

- \$4,200,000 State Road Fund for rest area improvements.
- \$1,500,000 State Road Fund for fleet vehicle repairs.
- \$928,000 State Road Fund for weigh station improvements.
- \$685,161 State Road Fund for the remaining pay periods of the pay plan proposed to begin February 1, 2022.
- \$122,134 State Road Fund for the remaining pay periods of the Fiscal Year 2022 approved pay plan.
- (\$1,585,500) State Road Fund core reduction for one-time expenditures.

**DEPARTMENT OF TRANSPORTATION
SYSTEM MANAGEMENT**

FINANCIAL SUMMARY

	FY 2021 EXPENDITURE	FY 2022 APPROPRIATION	FY 2023 GOVERNOR RECOMMENDS
Maintenance	\$ 329,837,598	\$ 401,217,183	\$ 518,109,875
Highway Safety Grants	14,561,603	19,000,000	19,000,000
Motor Carrier Safety Assistance	2,588,288	3,299,725	3,299,725
TOTAL	\$ 346,987,489	\$ 423,516,908	\$ 540,409,600
Federal Funds	17,449,403	22,780,807	122,808,687
Other Funds	329,538,086	400,736,101	417,600,913
Total Full-time Equivalent Employees	3,545.04	3,538.93	3,539.94

Systems management supports highway safety initiatives; motor carrier services; and is responsible for the state road system, welcome centers, rest areas, and weigh stations. Functions include road and shoulder repair, bridge repair, snow and ice removal, traffic signal and sign maintenance, pavement marking, and right-of-way mowing.

Fiscal Year 2023 Governor’s Recommendations

- \$100,000,000 Budget Stabilization Fund for the maintenance of rural routes.
- \$5,000,000 State Road Fund for increasing roadway repair materials costs.
- \$1,000,000 State Road Fund for travel and other expenses needed to respond to winter storms.
- \$819,571 State Road Fund for the repair and replacement of radio towers.
- \$66,311 State Road Fund and 1.01 staff to oversee increased state and federal transportation spending.
- \$8,580,632 federal and other funds for the remaining pay periods of the pay plan proposed to begin February 1, 2022.
- \$1,526,178 federal and other funds for the remaining pay periods of the Fiscal Year 2022 approved pay plan.
- (\$100,000) Motorcycle Safety Trust Fund core reduction from the Fiscal Year 2022 appropriation level.

**DEPARTMENT OF TRANSPORTATION
HIGHWAY CONSTRUCTION**

FINANCIAL SUMMARY

	FY 2021 EXPENDITURE	FY 2022 APPROPRIATION	FY 2023 GOVERNOR RECOMMENDS
Construction	\$ 1,313,599,456	\$ 1,823,460,551	\$ 2,037,673,572
Bonding for Bridges	45,546,556	45,550,000	45,550,000
Transportation Cost-Share Program	1,282,410	25,000,000	98,717,590
Bridge Repair Program	88,781,177	218,236,677	187,722,612
TOTAL	\$ 1,449,209,599	\$ 2,112,247,228	\$ 2,369,663,774
General Revenue Fund	46,828,966	70,550,000	69,267,590
Federal Funds	0	0	75,000,000
Other Funds	1,402,380,633	2,041,697,228	2,225,396,184
Total Full-time Equivalent Employees	1,166.84	1,311.44	1,414.43

This program area supports the state road construction program and activities such as contractor payments for road and bridge construction, consultant design services, land acquisition, and debt service on bonds.

Fiscal Year 2023 Governor's Recommendations

- \$148,000,000 State Road Fund for road and bridge construction.
- \$75,000,000 Budget Stabilization Fund for a cost-share program with local communities.
- \$54,952,750 State Road Bond Fund for debt service.
- \$6,283,939 State Road Fund and 102.99 staff to oversee increased state and federal transportation spending.
- \$4,629,710 State Road Fund for the remaining pay periods of the pay plan proposed to begin February 1, 2022.
- \$697,968 State Road Fund for the remaining pay periods of the Fiscal Year 2022 approved pay plan.
- (\$32,147,821) core reduction from the Fiscal Year 2022 appropriation level, including (\$1,282,410) general revenue.

**DEPARTMENT OF TRANSPORTATION
MULTIMODAL OPERATIONS AND PROGRAMS**

FINANCIAL SUMMARY

	FY 2021 EXPENDITURE	FY 2022 APPROPRIATION	FY 2023 GOVERNOR RECOMMENDS
Multimodal Operations	\$ 3,655,708	\$ 5,261,867	\$ 5,395,691
Transit Programs			
Federal Transit Programs	24,017,888	116,420,760	128,174,450
State Aid for Transportation of Elderly, Disabled, and Low-Income Citizens	2,626,426	3,000,000	3,000,000
State Safety Oversight Program	321,398	632,453	632,453
Railroad Programs			
State Passenger Rail Assistance and Station Improvements	8,025,000	10,875,000	10,875,000
Railroad Grade Crossing Safety	1,328,714	3,000,000	3,000,000
Aviation Programs			
State Aid for Airports/Federal Aviation Assistance	40,657,010	65,373,701	49,265,106
Airport Capital Improvements	4,539,446	11,240,250	10,960,380
State Aid to Port Authorities	5,731,744	12,220,577	12,420,577
Federal Rail, Port, and Freight Assistance Program	0	26,000,000	26,000,000
Freight Enhancement	996,514	1,000,000	3,250,000
TOTAL	\$ 91,899,848	\$ 255,024,608	\$ 252,973,657
General Revenue Fund	14,949,010	25,436,349	25,156,479
Federal Funds	65,233,464	208,905,839	204,572,913
Other Funds	11,717,374	20,682,420	23,244,265
Total Full-time Equivalent Employees	30.64	35.68	35.68

MULTIMODAL OPERATIONS

This section supports non-highway programs, including aviation, transit, rail, waterways, and freight development. The transit section provides financial and technical assistance to public transit and specialized transit providers statewide through the administration of state and federal general public transportation programs, as well as specific transit programs for agencies serving senior citizens and/or persons with disabilities.

The rail section regulates and improves freight rail services, passenger rail service, rail safety outreach, light rail safety oversight, rail/highway construction, and railroad/highway grade crossing safety. The rail division also prepares and implements a state rail plan and administers state and federal funds to increase safety at railroad crossings.

The aviation section oversees state and federal funding programs for airport maintenance and capital improvement projects. This section is also responsible for airport safety inspections, maintaining the state airport systems plan, and working with local governments to secure federal aviation funding.

The waterways section provides technical assistance and administers port capital improvement programs. This section also assists cities and counties in forming port authorities that foster local economic growth. The freight development section works to increase efficiencies and reduce bottlenecks in freight movement, improve connections between transportation modes, and expand freight logistics opportunities.

Fiscal Year 2023 Governor's Recommendations

- \$113,577 federal and other funds for the remaining pay periods of the pay plan proposed to begin February 1, 2022.
- \$20,247 federal and other funds for the remaining pay periods of the Fiscal Year 2022 approved pay plan.

**DEPARTMENT OF TRANSPORTATION
MULTIMODAL OPERATIONS AND PROGRAMS**

FEDERAL TRANSIT PROGRAMS

Federal funds support metropolitan transportation planning activities in seven areas: St. Louis, Kansas City, Springfield, Columbia, St. Joseph, Joplin, and Jefferson City. This program provides demographic forecasting, corridor studies, transit service analysis, route and schedule evaluation, financial capacity analysis, special needs investigations, and traffic and transit management studies.

Federal funds also provide rural and urban transit providers financial assistance and allow local transportation providers to purchase buses, related facilities and equipment, and other capital expenses.

Fiscal Year 2023 Governor's Recommendations

- \$12,903,690 federal funds for public transit operational expense assistance.
- (\$1,150,000) federal funds core reduction for one-time expenditures.

STATE AID FOR TRANSPORTATION OF ELDERLY, DISABLED, AND LOW-INCOME CITIZENS

The Missouri Elderly and Handicapped Transportation Assistance Program provides operating assistance for non-profit transportation providers serving the elderly and disabled individuals. State funds match local, private, and federal provider funds.

Fiscal Year 2023 Governor's Recommendations

Continue funding at the current level.

STATE SAFETY OVERSIGHT

This program provides funding to oversee safety issues and investigate light rail systems accidents. There are three operational systems – Metrolink in St. Louis, Kansas City Streetcar, and the Delmar Loop Trolley. The Delmar Loop Trolley began operations in November 2018 and serves areas in St. Louis and University City.

Fiscal Year 2023 Governor's Recommendations

Continue funding at the current level.

STATE PASSENGER RAIL ASSISTANCE AND STATION IMPROVEMENTS

Through the State Passenger Rail Assistance Program, Missourians enjoy rail service between Kansas City and St. Louis, with stops in between. The state pays the direct costs of the train route and provides small amounts of funding for station improvements to cities that own train stations.

Fiscal Year 2023 Governor's Recommendations

Continue funding at the current level.

**DEPARTMENT OF TRANSPORTATION
MULTIMODAL OPERATIONS AND PROGRAMS**

RAILROAD GRADE CROSSING SAFETY

This program provides state and federal funding to complete safety railroad grade crossing safety projects. A motor-vehicle licensing fee provides state funds.

Fiscal Year 2023 Governor's Recommendations

Continue funding at the current level.

STATE AID FOR AIRPORTS/FEDERAL AVIATION ASSISTANCE/AIRPORT CAPITAL IMPROVEMENTS

To meet acceptable safety performance standards, this program uses state and federal funds for airport capital improvements, maintenance, safety-related items, and emergency repairs. The Aviation Trust Fund, funded by the aviation fuel tax, provides the state portion of funding for these projects.

Fiscal Year 2023 Governor's Recommendations

- \$2,207,000 federal funds for airport operational expense assistance.
- (\$18,095,465) core reduction from the Fiscal Year 2022 appropriation level, including (\$279,870) general revenue.
- (\$500,000) federal funds core reduction for one-time expenditures.

STATE AID TO PORT AUTHORITIES

This program provides funding to local port authorities for administration, planning, and development activities.

Fiscal Year 2023 Governor's Recommendations

- \$200,000 State Transportation Fund for port authority assistance.

FEDERAL RAIL, PORT, AND FREIGHT ASSISTANCE PROGRAM

This program captures potential federal grant awards for rail, port, and freight projects.

Fiscal Year 2023 Governor's Recommendations

Continue funding at the current level.

FREIGHT ENHANCEMENT

The Freight Enhancement program invests in high priority freight projects that move goods between non-highway transportation modes throughout the State of Missouri. The projects improve connections between water, air, and rail transportation modes.

Fiscal Year 2023 Governor's Recommendations

- \$2,250,000 State Transportation Fund for non-highway, freight-focused capital improvement projects to remove bottlenecks and improve connections between modes of transportation.

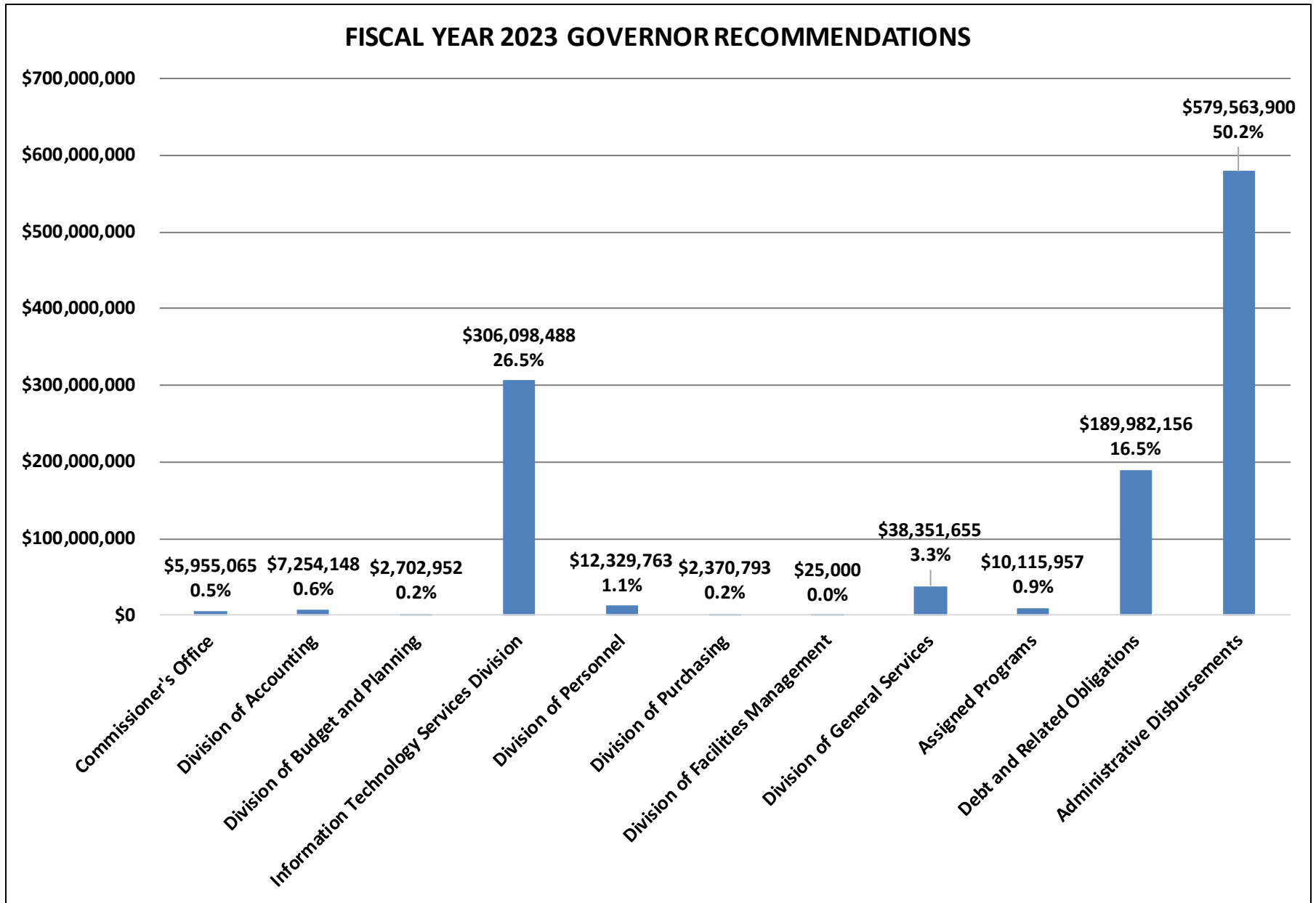
OFFICE OF ADMINISTRATION

FINANCIAL SUMMARY

	FY 2021 EXPENDITURE	FY 2022 APPROPRIATION	FY 2023 REQUEST	FY 2023 GOVERNOR RECOMMENDS
Commissioner's Office	\$ 953,705	\$ 3,643,601	\$ 5,695,678	\$ 5,955,065
Division of Accounting	3,153,367	5,424,320	6,879,690	7,254,148
Division of Budget and Planning	2,024,441	2,553,680	2,574,987	2,702,952
Information Technology Services Division	139,754,321	283,799,072	301,466,222	306,098,488
Division of Personnel	2,764,656	3,090,468	4,319,332	12,329,763
Division of Purchasing	1,947,206	2,217,029	2,401,951	2,370,793
Division of Facilities Management, Design and Construction	0	25,000	25,000	25,000
Division of General Services	8,064,105	37,972,026	37,990,421	38,351,655
Assigned Programs	5,352,495	7,271,539	9,859,895	10,115,957
Debt and Related Obligations	81,999,228	96,034,340	89,232,156	189,982,156
Administrative Disbursements	58,269,819	576,881,392	288,705,000	579,563,900
State Legal Expense Fund Transfer	0	1	1	1
DEPARTMENTAL TOTAL	\$ 304,283,343	\$ 1,018,912,468 ¹	\$ 749,150,333	\$ 1,154,749,878 ²
General Revenue Fund	161,193,967	338,235,516	249,185,262	640,562,336
Federal Funds	56,508,626	95,632,108	96,198,982	97,139,826
Federal Stimulus Funds	3,293,259	443,571,629	261,428,082	261,463,073
Other Funds	83,287,491	141,473,215	142,338,007	155,584,643
Total Full-time Equivalent Employees	1,683.22	1,894.98	1,920.72	1,916.72
General Revenue Fund	696.64	710.92	739.21	735.21
Federal Funds	195.96	322.84	320.29	320.29
Other Funds	790.62	861.22	861.22	861.22

¹ Does not include \$23,575,269 appropriated in House Bill 14 (2022) introduced January 5, 2022 during the second regular session of the 101st General Assembly, and does not include \$228,289,634 recommended in additional Fiscal Year 2022 Supplemental Appropriations. See the Supplemental section of the Missouri Budget for details regarding the additional Office of Administration supplemental appropriations.

² Does not include \$228,289,634 appropriated in House Bill 20 (2022). See the American Rescue Plan Act section of the Missouri Budget for details regarding the additional Office of Administration appropriations.



**OFFICE OF ADMINISTRATION
COMMISSIONER'S OFFICE**

FINANCIAL SUMMARY

	FY 2021 EXPENDITURE	FY 2022 APPROPRIATION	FY 2023 GOVERNOR RECOMMENDS
Commissioner's Office	\$ 706,243	\$ 757,354	\$ 3,545,139
Office of Equal Opportunity	247,462	886,247	409,926
Judicial Electronic Monitoring Pilot	0	2,000,000	2,000,000
TOTAL	\$ 953,705	\$ 3,643,601	\$ 5,955,065
General Revenue Fund	953,705	3,643,601	3,429,513
Federal Funds	0	0	400,000
Other Funds	0	0	2,125,552
Total Full-time Equivalent Employees	12.14	15.50	20.50

The chief administrative officer is the Commissioner of Administration, who is appointed by the Governor with the advice and consent of the Senate. The Commissioner appoints the Deputy Commissioner/Chief Counsel, Assistant Commissioner and the directors of the divisions who report directly to them. The divisions are Accounting; Budget and Planning; Facilities Management, Design and Construction; General Services; Information Technology Services; and Purchasing. The Director of the Division of Personnel is appointed by the Governor and reports to the Commissioner of Administration.

The Office of Equal Opportunity, created by Executive Order 10-24, assists and monitors state agencies in promoting and ensuring equal opportunity within state government through employment, provision of services, and operation of facilities.

Fiscal Year 2023 Governor's Recommendations

- \$2,515,652 federal and other funds and two staff for the Prescription Drug Monitoring Program established in SB 63 (2021).
- \$73,886 for development and delivery of process improvement and performance management within the department.
- \$72,101 for the remaining pay periods of the pay plan proposed to begin February 1, 2022, including \$62,201 general revenue.
- \$9,825 for the remaining pay periods of the Fiscal Year 2022 approved pay plan.
- \$140,000 reallocated from Workers' Compensation.
- Three staff reallocated from General Services.
- (\$500,000) core reduction for one-time expenditures.

**OFFICE OF ADMINISTRATION
DIVISION OF ACCOUNTING**

FINANCIAL SUMMARY

	FY 2021 EXPENDITURE	FY 2022 APPROPRIATION	FY 2023 GOVERNOR RECOMMENDS
Accounting			
TOTAL	\$ 3,153,367	\$ 5,424,320	\$ 7,254,148
General Revenue Fund	3,153,367	5,424,320	7,254,148
Total Full-time Equivalent Employees	66.38	100.26	111.00

The Division of Accounting provides central accounting and central payroll system services for state government, producing checks and electronic payments for state vendors and state employees. The division publishes annual statewide financial reports, administers bond sales for the Board of Fund Commissioners, Board of Public Buildings, and Board of Unemployment Fund Financing, and administers the social security coverage for all employees of the state and its political subdivisions.

Fiscal Year 2023 Governor’s Recommendations

- \$1,403,191 and 10.74 staff to implement a new Enterprise Resources Planning system.
- \$374,458 for the remaining pay periods of the pay plan proposed to begin February 1, 2022.
- \$52,179 for the remaining pay periods of the Fiscal Year 2022 approved pay plan.

**OFFICE OF ADMINISTRATION
DIVISION OF BUDGET AND PLANNING**

FINANCIAL SUMMARY

	FY 2021 EXPENDITURE	FY 2022 APPROPRIATION	FY 2023 GOVERNOR RECOMMENDS
Budget and Planning	\$ 1,858,935	\$ 2,001,283	\$ 2,134,042
Census Preparation	165,506	552,397	568,910
TOTAL	\$ 2,024,441	\$ 2,553,680	\$ 2,702,952
General Revenue Fund	2,024,441	2,553,680	2,702,952
Total Full-time Equivalent Employees	28.73	29.00	29.00

The Division of Budget and Planning analyzes state government programs and provides recommendations and information to the Commissioner of Administration, Governor, General Assembly, and state agencies regarding fiscal and other policies. The division prepares the budget instructions, reviews agency budget requests, prepares the annual executive budget, analyzes economic and demographic conditions, forecasts state revenues, and conducts technical policy and program analyses. To assist in state government management, the division controls appropriation allotments, manages the automated state budget system, prepares legislative fiscal notes, reviews legislation, tracks agency performance measures, analyzes and develops policy options, and reviews federal issues and their impact on Missouri. The division prepares population estimates and projections, required by state and local agencies, and serves as Missouri’s liaison to the United States Bureau of the Census.

Fiscal Year 2023 Governor’s Recommendations

- \$127,965 for the remaining pay periods of the pay plan proposed to begin February 1, 2022.
- \$21,307 for the remaining pay periods of the Fiscal Year 2022 approved pay plan.

**OFFICE OF ADMINISTRATION
INFORMATION TECHNOLOGY SERVICES DIVISION**

FINANCIAL SUMMARY

	FY 2021 EXPENDITURE	FY 2022 APPROPRIATION	FY 2023 GOVERNOR RECOMMENDS
ITSD Consolidation	\$ 138,625,059	\$ 278,799,072	\$ 301,098,488
eProcurement	1,129,262	5,000,000	5,000,000
TOTAL	\$ 139,754,321	\$ 283,799,072	\$ 306,098,488
General Revenue Fund	67,919,064	98,848,702	111,306,291
Federal Funds	53,843,088	88,558,042	98,153,582
Other Funds	17,992,169	96,392,328	96,638,615
Total Full-time Equivalent Employees	877.03	963.50	963.50

ITSD’s mission is to provide the IT services and systems that allow state agencies to fulfill their missions while maximizing the total value of the State’s IT infrastructure, workforce and contracts for the benefit of all. ITSD provides network, data center, telecommunication services, helpdesk, application development, and other services for most of Missouri State Government. Led by the Chief Information Officer (CIO), the division sets a foundation for a unified IT office that delivers superior quality at reduced cost.

Fiscal Year 2023 Governor’s Recommendations

- \$3,131,240 for statewide workforce recruitment and retention technologies.
- \$2,506,068 federal funds for updates to the Department of Labor and Industrial Relations’ Unemployment Insurance Program system.
- \$2,200,000 to implement a new Enterprise Resources Planning system.
- \$1,167,800 for creating a Missouri Crime Victim’s portal for the Department of Public Safety.
- \$1,068,707 for updates to the Department of Public Safety’s Crime Victim’s Compensation system.
- \$750,000 for an automated administrative system for the Department of Higher Education and Workforce Development.
- \$726,974 and 3.55 staff to align appropriations with projected expenditures for the Department of Economic Development.
- \$664,149 federal funds for the Department of Health and Senior Services information technology cost allocation.
- \$600,000 for the Department of Revenue’s online chatbot.
- \$532,507 for enhancing the Department of Higher Education and Workforce Development’s enterprise systems.
- \$466,945 for developing a new CORE 42 portal system for the Department of Higher Education and Workforce Development.
- \$2,928,719 for the remaining pay periods of the pay plan proposed to begin February 1, 2022, including \$1,572,717 general revenue.
- \$511,238 for the remaining pay periods of the Fiscal Year 2022 approved pay plan, including \$272,284 general revenue.
- \$6,700,000 federal funds reallocated to realign fund sources.
- (\$942,691) federal and other funds and (3.55 staff) core reduction from the Fiscal Year 2022 appropriation level.
- (\$680,655) federal funds core reduction for one-time expenditures.
- (\$31,585) transferred to the statewide leasing budget.

**OFFICE OF ADMINISTRATION
DIVISION OF PERSONNEL**

FINANCIAL SUMMARY

	FY 2021 EXPENDITURE	FY 2022 APPROPRIATION	FY 2023 GOVERNOR RECOMMENDS
Personnel			
TOTAL	\$ 2,764,656	\$ 3,090,468	\$ 12,329,763
General Revenue Fund	2,764,656	3,090,468	12,329,763
Total Full-time Equivalent Employees	45.50	68.97	74.97

The Division of Personnel is responsible for administering functions set forth in State Personnel Law (Chapter 36, RSMo), which includes maintaining the Uniform Classification and Pay System (UCP), as well as personnel standards on a merit basis for programs required by federal law or regulations. The UCP system is designed to support equity in position classification and pay among state employees in most executive branch agencies and to allow coordinated compensation policies. The Division of Personnel delivers training programs and services to support a culture of continuous improvement, high performance, and accountability. Division staff provide consultative services in a variety of human resource topics. Additional areas of responsibilities involve recruitment, retention, employee recognition programs, and labor contract negotiations.

The Personnel Advisory Board (PAB) has oversight responsibility for the Uniform Classification and Pay system and has rule-making authority for State Personnel Law. Responsibilities also include making recommendations to the Governor and the General Assembly regarding the state’s pay plan. The PAB consists of seven members, six of whom are appointed by the Governor with the advice and consent of the Senate. Four members are appointed from the public at large, one is a member of executive management in state government, and one is a non-management state employee. The seventh member is the person designated as the state equal opportunity officer, now known as the Director of the Office of Equal Opportunity.

Fiscal Year 2023 Governor’s Recommendations

- \$7,156,706 for a state employee recognition program.
- \$1,199,393 for statewide workforce recruitment and retention technologies.
- \$650,000 and eight staff for a pilot statewide professional development program.
- \$203,725 for the remaining pay periods of the pay plan proposed to begin February 1, 2022.
- \$29,471 for the remaining pay periods of the Fiscal Year 2022 approved pay plan.
- (Two) staff reallocated to the Commissioner’s Office.

**OFFICE OF ADMINISTRATION
DIVISION OF PURCHASING**

FINANCIAL SUMMARY

	FY 2021 EXPENDITURE	FY 2022 APPROPRIATION	FY 2023 GOVERNOR RECOMMENDS
Purchasing			
TOTAL	\$ 1,947,206	\$ 2,217,029	\$ 2,370,793
General Revenue Fund	1,925,437	2,193,746	2,345,987
Federal Funds	10,825	11,578	12,336
Other Funds	10,944	11,705	12,470
Total Full-time Equivalent Employees	34.23	38.00	38.00

The Division of Purchasing (Purchasing) is responsible for the procurement of all state-required supplies, materials, equipment, and professional or general services, except for those agencies exempted by law. Purchasing executes procurement functions in accordance with applicable statutes by maximizing competition in the procurement process, conducting evaluations and negotiations as appropriate, and awarding contracts to the “lowest and best” bidders. Additionally, Purchasing is responsible for cooperative contracts, emergency procurement authorizations, single feasible source contracts, special delegations of authority, as well as other procurement authorizations as permitted by law.

Fiscal Year 2023 Governor’s Recommendations

- \$133,162 for the remaining pay periods of the pay plan proposed to begin February 1, 2022, including \$131,869 general revenue.
- \$20,602 for the remaining pay periods of the Fiscal Year 2022 approved pay plan, including \$20,372 general revenue.

**OFFICE OF ADMINISTRATION
DIVISION OF FACILITIES MANAGEMENT, DESIGN AND CONSTRUCTION**

FINANCIAL SUMMARY

	FY 2021 EXPENDITURE	FY 2022 APPROPRIATION	FY 2023 GOVERNOR RECOMMENDS
State Capitol Commission Fund			
TOTAL	\$ 0	\$ 25,000	\$ 25,000
State Capitol Commission Fund	0	25,000	25,000
Total Full-time Equivalent Employees	456.25	484.25	484.25

The Division of Facilities Management, Design and Construction’s (FMDC) mission is to provide a superior workplace environment for state occupants and their visitors and protect the State's investments in property assets. The goal of FMDC is to provide agencies with the information and resources that will support their development of high-performance workplaces - workplaces that will meet agencies' business needs and can be readily adapted to changing work place practices and strategies. The Executive Budget’s Real Estate section contains the division’s operating funds. Additionally, FMDC draws upon funds in the Capital Improvements appropriation bills.

Fiscal Year 2023 Governor’s Recommendations

Continue funding at the current level.

**OFFICE OF ADMINISTRATION
DIVISION OF GENERAL SERVICES**

FINANCIAL SUMMARY

	FY 2021 EXPENDITURE	FY 2022 APPROPRIATION	FY 2023 GOVERNOR RECOMMENDS
General Services	\$ 954,660	\$ 1,019,896	\$ 1,301,466
State Legal Expense Fund	5,873,779	33,607,565	33,607,565
Surplus Property	863,994	1,548,677	1,646,736
Fixed Price Vehicle Program	350,254	1,495,994	1,495,994
Surplus Property Sale Proceed	21,418	299,894	299,894
TOTAL	\$ 8,064,105	\$ 37,972,026	\$ 38,351,655
General Revenue Fund	6,381,953	19,644,896	19,926,466
Other Funds	1,682,152	18,327,130	18,425,189
Total Full-time Equivalent Employees	99.65	124.00	122.00

The Division of General Services provides essential support services to state departments and to the Office of Administration. State Printing provides comprehensive reproduction services including design, printing, finishing, and quick copy services. Central Mail Services advises agencies on efficient mailing practices and provides comprehensive mailing services to most state agencies operating within the Jefferson City area. Risk Management administers the State Legal Expense Fund and the workers' compensation program for state employees, purchases insurance as required, and advises state agencies on risk management issues. Vehicle Maintenance operates a centralized maintenance facility to provide mechanical repairs and body shop services for state vehicles based in the Mid-Missouri area. Fleet Management establishes statewide policies governing state vehicle operations and management; coordinates a centralized fleet information system; operates a consolidated car pool serving agencies in the Jefferson City area; and serves as a resource for fleet management issues. Surplus Property is responsible for transfers and disposal of state surplus property and distribution of excess federal property to eligible entities. State Recycling coordinates statewide recycling efforts and serves as a resource for recycling issues. General Services also coordinates the Missouri State Employees Charitable Campaign.

Fiscal Year 2023 Governor's Recommendations

- \$146,234 for the remaining pay periods of the pay plan proposed to begin February 1, 2022, including \$57,111 general revenue.
- \$18,395 for the remaining pay periods of the Fiscal Year 2022 approved pay plan, including \$9,459 general revenue.
- \$215,000 reallocated from workers' compensation benefits.
- (Two) staff reallocated to various divisions.

**OFFICE OF ADMINISTRATION
ASSIGNED PROGRAMS**

FINANCIAL SUMMARY

	FY 2021 EXPENDITURE	FY 2022 APPROPRIATION	FY 2023 GOVERNOR RECOMMENDS
Administrative Hearing Commission	\$ 991,111	\$ 1,379,648	\$ 1,463,882
Office of Child Advocate	341,370	396,189	472,997
Children's Trust Fund	2,497,664	3,708,736	6,290,158
Governor's Council on Disability	187,612	214,437	230,254
Missouri Ethics Commission	1,334,738	1,572,529	1,658,666
TOTAL	\$ 5,352,495	\$ 7,271,539	\$ 10,115,957
General Revenue Fund	2,656,526	3,134,042	3,375,381
Federal Funds	143,711	150,117	1,716,981
Other Funds	2,552,258	3,987,380	5,023,595
Total Full-time Equivalent Employees	63.31	71.50	73.50

ADMINISTRATIVE HEARING COMMISSION

The Administrative Hearing Commission (AHC) is an executive branch court that decides disputes, usually between a state agency and a business or individual, after a trial-type hearing. Its decisions are subject to review by judicial branch courts, if a party wishes to appeal. The AHC's jurisdiction is broad and frequently expanding with the passage of new legislation. Matters under its jurisdiction include state tax disputes; Medicaid provider payment disputes; due process complaints filed under the federal Individuals with Disabilities Education Act (IDEA); appeal of personnel matters under the state's merit system; discipline of professional licenses, as well as appeals of denials of those licenses; motor vehicle dealer licenses; decisions of certain commissions under the Department of Natural Resources; appeals of orders issued by the Ethics Commission; liquor control licenses; motor carrier and railroad safety matters; and surety agent licenses. The AHC is also statutorily charged with jurisdiction over certain franchisor-franchisee disputes, and serves as hearing officer pursuant to memoranda of understanding with the Missouri Commission on Human Rights and the Department of Agriculture. The AHC's jurisdiction also includes appeals from Department of Elementary and Secondary Education decisions involving scholarship-granting organizations and special education students. The AHC's jurisdiction was recently expanded to include appeals of denials of medical marijuana facilities' licenses and qualifying patients' identification cards. The AHC consists of not more than five commissioners, appointed by the Governor and confirmed by the Senate, who serve six-year terms.

Fiscal Year 2023 Governor's Recommendations

- \$72,013 for the remaining pay periods of the pay plan proposed to begin February 1, 2022, including \$61,134 general revenue.
- \$12,221 for the remaining pay periods of the Fiscal Year 2022 approved pay plan, including \$10,282 general revenue.

OFFICE OF ADMINISTRATION ASSIGNED PROGRAMS

OFFICE OF CHILD ADVOCATE

The Office of Child Advocate (OCA) provides families and citizens an avenue through which they can obtain an independent and impartial review of the decisions and/or actions made by the Department of Social Services, Children's Division. The main duties of the Office of Child Advocate are: (1) review foster care cases; (2) review unsubstantiated hotline investigations; (3) mediate between parents and schools regarding abuse allegations that occur in a school setting; (4) review child fatalities when there is a history of child abuse and neglect concerns or involvement with the Children's Division; (5) intervene on behalf of a child during judicial proceedings; (6) review policy and procedures of the Children's Division, the Juvenile Office and guardian ad litem within a county; and (7) provide information and referrals for families needing resources. The OCA is managed by the Child Advocate, who is appointed jointly by the Governor and the Chief Justice of the Missouri Supreme Court, with the advice and consent of the Senate, and reports to the Commissioner of Administration.

Fiscal Year 2023 Governor's Recommendations

- \$52,400 for an additional investigator to address growing case numbers.
- \$20,715 for the remaining pay periods of the pay plan proposed to begin February 1, 2022, including \$13,213 general revenue.
- \$3,693 for the remaining pay periods of the Fiscal Year 2022 approved pay plan, including \$2,356 general revenue.
- One staff reallocated from General Services.

CHILDREN'S TRUST FUND

The Children's Trust Fund (CTF) works to prevent child abuse and neglect and strengthen families through grant distribution, education, awareness, and training. CTF was established by state statute in 1983 as a public-private partnership governed by a 17-member Board of Directors, including 13 public members appointed by the Governor and four legislators. Unique in its origin and mission, CTF is the only state agency to receive non-general revenue funding for the specific purpose of child abuse and neglect prevention. Funding is obtained from dedicated fees on marriage licenses and vital records, voluntary contributions designated on Missouri state income tax returns, sales of the CTF prevent child abuse license plate depicting a child's green handprints, general donations, interest income from the Fund, and other grants. CTF provides funding to community-based programs throughout the state, with a focus on evidence-based programs, child fatality prevention, child sexual abuse prevention, and capacity building.

Fiscal Year 2023 Governor's Recommendations

- \$1,555,000 federal funds and one staff for supporting child abuse prevention programs.
- \$1,000,000 Children's Trust Fund for additional authority to receive federal grants or private funding opportunities to enhance programs.
- \$23,495 federal and other funds for the remaining pay periods of the pay plan proposed to begin February 1, 2022.
- \$2,927 Children's Trust Fund for the remaining pay periods of the Fiscal Year 2022 approved pay plan.

**OFFICE OF ADMINISTRATION
ASSIGNED PROGRAMS**

GOVERNOR’S COUNCIL ON DISABILITY

The Governor’s Council on Disability (GCD) provides education and technical assistance to people with disabilities and the public about civil rights, employment, education, housing, transportation, and other disability-related topics; GCD ensures equal access and full participation for all individuals with disabilities in their communities at the local, state, and federal levels. GCD works to ensure that proposed legislation respect the rights of people with disabilities through legislative updates and the Legislation Education Project. The Council offers a summer leadership program for high school students with disabilities called the Missouri Youth Leadership Forum. Annually, the Inclusion Awards honors employers, or other entities or individuals, who have done an outstanding job promoting the inclusion of people with disabilities in the state. Additionally, the Youth Leadership Award honors a youth with disabilities who demonstrates outstanding leadership skills in their community. The Website/IT award is awarded to the non-profit, business, or local government agency that provides a fully accessible, user-friendly website. The Governor appoints a chairperson and 20 council members representing each of the eight US Congressional Districts. The majority of the council members are individuals with disabilities. The chairperson requires the advice and consent of the Senate.

Fiscal Year 2023 Governor’s Recommendations

- \$13,945 for the remaining pay periods of the pay plan proposed to begin February 1, 2022.
- \$1,872 for the remaining pay periods of the Fiscal Year 2022 approved pay plan.

MISSOURI PUBLIC ENTITY RISK MANAGEMENT PROGRAM

The Missouri Public Entity Risk Management (MOPERM) operates a shared-risk pool offering tort liability, property, and other coverages for participating political subdivisions of the state. MOPERM is governed by a board consisting of the Attorney General, the Commissioner of Administration, and four members appointed by the Governor with the advice and consent of the Senate, who are officers or employees of those public entities participating in the fund.

Fiscal Year 2023 Governor’s Recommendations

Continue funding at the current level.

MISSOURI ETHICS COMMISSION

The Missouri Ethics Commission (MEC) is charged with the enforcement of conflict of interest, personal financial disclosure, and lobbying laws as well as campaign finance disclosure laws. The MEC also educates public officials, candidates for public office, registered lobbyists and the public about these laws. The MEC is composed of six members, appointed by the Governor with advice and consent of the Senate, for four-year terms. Each member must be from a different congressional district with three Democrats and three Republicans serving at a given time.

Fiscal Year 2023 Governor’s Recommendations

- \$73,494 for the remaining pay periods of the pay plan proposed to begin February 1, 2022.
- \$12,643 for the remaining pay periods of the Fiscal Year 2022 approved pay plan.

**OFFICE OF ADMINISTRATION
DEBT AND RELATED OBLIGATIONS**

FINANCIAL SUMMARY

	FY 2021 EXPENDITURE	FY 2022 APPROPRIATION	FY 2023 GOVERNOR RECOMMENDS
Board of Public Buildings Debt Service	\$ 39,677,886	\$ 60,318,386	\$ 161,804,680
Lease/Purchase Debt Service	2,413,777	2,413,007	2,408,932
Missouri Health and Educational Facilities Authority Debt Service	2,521,750	2,526,625	0
Missouri Historical Society Building Debt Service	1,124,243	2,311,094	2,308,794
Debt Management	10,026	83,300	83,300
Historical Society Building	1,194,226	0	0
College & University Repair & Renovation	251,400	0	0
Missouri Veterans' Commission Buildings Debt Service	5,695,436	0	0
State Parks Debt Service	0	4,046,665	4,046,665
Convention and Sports Complex Projects	17,000,000	12,000,000	7,000,000
Fulton State Hospital Bonding	12,110,484	12,335,263	12,329,785
TOTAL	\$ 81,999,228	\$ 96,034,340	\$ 189,982,156
General Revenue Fund	72,444,389	89,574,668	182,776,559
Other Funds	9,554,839	6,459,672	7,205,597
Total Full-time Equivalent Employees	0.00	0.00	0.00

BOARD OF PUBLIC BUILDINGS DEBT SERVICE

This appropriation is for payment of principal, interest, and fees related to outstanding bonds.

Fiscal Year 2023 Governor's Recommendations

- \$100,000,000 for payment of annual debt.
- \$1,486,294 BPB-Series A 2018 – State Facilities Fund for outstanding Board of Public Building project bonds, including \$736,294 general revenue.

LEASE/PURCHASE DEBT SERVICE

This appropriation is for the payment of principal, interest, and fees on outstanding financings.

Fiscal Year 2023 Governor's Recommendations

- (\$4,075) State Facility Maintenance and Operation Fund core reduction from the Fiscal Year 2022 appropriation level.

MISSOURI HEALTH AND EDUCATIONAL FACILITIES AUTHORITY DEBT SERVICE

This appropriation is for the payment of principal, interest, and fees on outstanding financings.

Fiscal Year 2023 Governor's Recommendations

- (\$2,526,625) core reduction from the Fiscal Year 2022 appropriation level.

**OFFICE OF ADMINISTRATION
DEBT AND RELATED OBLIGATIONS**

MISSOURI HISTORICAL SOCIETY BUILDING DEBT SERVICE

This appropriation is for the principal, interest, and fees on outstanding bonds.

Fiscal Year 2023 Governor's Recommendations

- (\$2,300) core reduction from the Fiscal Year 2022 appropriation level.

DEBT MANAGEMENT

This appropriation is for professional assistance with managing the state's nearly \$1 billion outstanding debt so that the Office of Administration can monitor the debt and act quickly to take advantage of savings opportunities.

Fiscal Year 2023 Governor's Recommendations

Continue funding at the current level.

COLLEGE AND UNIVERSITIES REPAIR AND RENOVATION

This appropriation is for the payment of principal, interest, and fees for bonds related to the repairs and renovations of buildings used by state colleges and universities.

Fiscal Year 2023 Governor's Recommendations

Continue funding at the current level.

MISSOURI VETERANS COMMISSION BUILDING DEBT SERVICE

This appropriation is for the payment of principal, interest, and fees for bonds related to the repairs and renovations of buildings used by the Missouri Veterans Commission.

Fiscal Year 2023 Governor's Recommendations

Continue funding at the current level.

STATE PARKS DEBT SERVICE

This appropriation is for the payment of principal, interest, and fees for bonds related to facility construction and renovation at Missouri State Parks.

Fiscal Year 2023 Governor's Recommendations

Continue funding at the current level.

**OFFICE OF ADMINISTRATION
DEBT AND RELATED OBLIGATIONS**

CONVENTION AND SPORTS COMPLEX PROJECTS

Sections 67.641 and 67.653, RSMo, authorize annual appropriations of state matching funds for convention and sports complex capital projects in certain cities and counties. Edward Jones Dome debt service appropriation is for the payment of principal, interest, and fees on outstanding financings.

Fiscal Year 2023 Governor's Recommendations

- (\$5,000,000) core reduction from the Fiscal Year 2022 appropriation level.

FULTON STATE HOSPITAL BONDING

This appropriation is for the payment of principal, interest, and fees for bonds related to the replacement and renovation of the Fulton State Hospital.

Fiscal Year 2023 Governor's Recommendations

- (\$5,478) core reduction from the Fiscal Year 2022 appropriation level.

**OFFICE OF ADMINISTRATION
ADMINISTRATIVE DISBURSEMENTS**

FINANCIAL SUMMARY

	FY 2021 EXPENDITURE	FY 2022 APPROPRIATION	FY 2023 GOVERNOR RECOMMENDS
Cash Management Improvement Act	\$ 440,944	\$ 940,000	\$ 940,000
Budget Reserve Interest	216	6,000,000	6,000,000
Budget Reserve Required Transfer	51,293,866	118,025,392	31,858,625
Cash Operating Expense Transfer	0	0	281,000,000
Other Fund Corrections	201,919	800,000	800,000
Statewide Dues	222,000	222,000	222,000
Flood Control Lands Grant	1,578,468	1,800,000	1,800,000
National Forest Reserve Grant	4,225,441	6,500,000	6,500,000
County Prosecution Reimbursements	12,700	30,000	30,000
Regional Planning Commissions	291,000	400,000	400,000
Elected Officials Transition	3,265	0	13,275
Local Government COVID-19 Payment	0	442,164,000	250,000,000
TOTAL	\$ 58,269,819	\$ 576,881,392	\$ 579,563,900
General Revenue Fund	970,429	110,127,392	295,115,275
Federal Funds	5,804,261	450,484,000	258,320,000
Other Funds	51,495,129	16,270,000	26,128,625
Total Full-time Equivalent Employees	0.00	0.00	0.00

Acting as the central financial agency for the state, the Office of Administration makes numerous disbursements each year.

CASH MANAGEMENT IMPROVEMENT ACT

The federal Cash Management Improvement Act of 1990 and 1992 requires that the state pay interest on certain federal grant monies while deposited in the State Treasury. Interest is calculated and paid at the daily equivalent of the annualized 13-week average Treasury Bill Rate.

Fiscal Year 2023 Governor's Recommendations

Continue funding at the current level.

BUDGET RESERVE INTEREST

In the event that any state fund borrows money from the Budget Reserve Fund or other funds, that fund must repay the loan with interest.

Fiscal Year 2023 Governor's Recommendations

Continue funding at the current level.

**OFFICE OF ADMINISTRATION
ADMINISTRATIVE DISBURSEMENTS**

BUDGET RESERVE REQUIRED TRANSFER

Article IV, Section 27(a), requires a transfer from either general revenue or the Budget Reserve Fund, depending on actual revenue collections and the balance in the Budget Reserve Fund at the close of a fiscal year.

Fiscal Year 2023 Governor's Recommendations

- \$9,858,625 Budget Reserve Fund for increasing the constitutionally required transfer from the Budget Reserve Fund to general revenue.
- (\$95,545,250) core reduction for one-time expenditures.
- (\$480,142) core reduction from the Fiscal Year 2022 appropriation level.

CASH OPERATING EXPENSE FUND

This section transfers General Revenue funds to the Cash Operating Expense Fund.

Fiscal Year 2023 Governor's Recommendations

- \$281,000,000 for transfer to the Cash Operating Expense Fund.

LOCAL GOVERNMENT COVID-19 PAYMENT

Allows for the distribution of funds to non-entitlement municipal districts.

Fiscal Year 2023 Governor's Recommendations

- \$250,000,000 federal funds for distributions to non-entitlement municipal districts for pandemic recovery.
- (\$442,164,000) federal funds for one-time expenditures.

OTHER FUND CORRECTIONS

This transfer section allows corrections when money is erroneously deposited into the wrong fund.

Fiscal Year 2023 Governor's Recommendations

Continue funding at the current level.

STATEWIDE DUES

The State of Missouri belongs to several national and regional associations which benefit all state agencies.

Fiscal Year 2023 Governor's Recommendations

Continue funding at the current level.

**OFFICE OF ADMINISTRATION
ADMINISTRATIVE DISBURSEMENTS**

FLOOD CONTROL LANDS GRANT

The Flood Control Lands Grant is a pass-through of funds that represents 75 percent of the monies from leases of the land owned by the United States under the Flood Control Act. Sections 12.080 and 12.090, RSMo, prescribe that the funds be used for the benefit of public schools and public roads of the county in which the government land is situated. These funds may also be used for any expenses of the county government, including public obligations of levee and drainage districts for flood control and drainage improvements.

Fiscal Year 2023 Governor's Recommendations

Continue funding at the current level.

NATIONAL FOREST RESERVE GRANT

The National Forest Reserve Grant is a pass-through of funds received from the federal government. Sections 12.070 and 12.090, RSMo, provide for 25 percent of all the money received by the National Forest Reserve by the state to be expended for the benefit of public schools and public roads of the county in which the forest reserve is located. Of the total received, 75 percent will be spent for public schools and 25 percent for public roads.

Fiscal Year 2023 Governor's Recommendations

Continue funding at the current level.

COUNTY PROSECUTION REIMBURSEMENTS

The state may provide reimbursement to counties for expenses incurred in the prosecution of crimes within correctional institutions and expenses of trials of capital cases in limited circumstances.

Fiscal Year 2023 Governor's Recommendations

Continue funding at the current level.

REGIONAL PLANNING COMMISSIONS

State financial aid enables local governments, through regional planning commissions, to initiate programs and services identified as important by member governments. State funds are matched by local funds.

Fiscal Year 2023 Governor's Recommendations

Continue funding at the current level.

ELECTED OFFICIALS TRANSITION

The state provides operating costs for the transition into office of newly elected officials, including the State Auditor's Office.

Fiscal Year 2023 Governor's Recommendations

- \$13,000 for transition expenses for a newly elected state official.
- \$275 for the remaining pay periods of the pay plan proposed to begin February 1, 2022.

FRINGE BENEFITS

FINANCIAL SUMMARY

	FY 2021 EXPENDITURE	FY 2022 APPROPRIATION	FY 2023 REQUEST	FY 2023 GOVERNOR RECOMMENDS
OASDHI Contributions	\$ 158,862,184	\$ 192,157,000	\$ 184,170,000	\$ 201,921,000
Missouri State Employees' Retirement System	442,343,417	505,342,703	541,839,703	1,421,893,055
Teacher Retirement Contributions	57,404	60,000	60,000	60,000
Deferred Compensation	0	0	0	11,600,000
Unemployment Benefits	2,736,674	4,935,534	4,935,534	4,935,534
Missouri Consolidated Health Care Plan	488,100,909	507,691,340	489,028,940	489,028,940
Workers' Compensation	34,989,006	42,424,152	42,424,152	41,634,152
Other Employer Disbursements	3,203,120	3,936,001	3,936,001	3,936,001
TOTAL	\$ 1,130,292,714	\$ 1,256,546,730	\$ 1,266,394,330	\$ 2,175,008,682
General Revenue Fund	624,314,991	723,661,704	763,488,704	1,620,214,376
Federal Funds	220,782,597	246,223,650	246,223,650	251,178,421
Federal Stimulus Funds	100,583,616	56,072,535	10,789,135	33,035,603
Other Funds	184,611,510	230,588,841	245,892,841	270,580,282

¹ Does not include \$20,833,421 appropriated in House Bill 14 (2022) introduced January 5, 2022 during the second regular session of the 101st General Assembly, and does not include \$62,556,177 recommended in Fiscal Year 2022 Supplemental Appropriations. See the Supplemental section of the Missouri Budget for details regarding the additional Fringe Benefits supplemental appropriations.

**FRINGE BENEFITS
OASDHI CONTRIBUTIONS**

FINANCIAL SUMMARY

	FY 2021 EXPENDITURE	FY 2022 APPROPRIATION	FY 2023 GOVERNOR RECOMMENDS
OASDHI Contributions	\$ 152,911,577	\$ 182,692,000	\$ 192,066,000
Highway Patrol OASDHI Contributions	5,950,607	9,465,000	9,855,000
TOTAL	\$ 158,862,184	\$ 192,157,000	\$ 201,921,000
General Revenue Fund	71,448,523	85,217,000	93,896,000
Federal Funds	42,154,324	45,213,000	42,236,000
Other Funds	45,259,337	61,727,000	65,789,000

The State of Missouri pays the employer’s share of federal Old Age and Survivors Disability and Health Insurance contributions on all state employees’ salaries.

Fiscal Year 2023 Governor’s Recommendations

- \$17,751,000 for new personal service statewide, including \$8,679,000 general revenue.
- (\$7,987,000) federal funds core reduction for one-time expenditures.

FRINGE BENEFITS**MISSOURI STATE EMPLOYEES' RETIREMENT SYSTEM CONTRIBUTIONS****FINANCIAL SUMMARY**

	FY 2021 EXPENDITURE	FY 2022 APPROPRIATION	FY 2023 GOVERNOR RECOMMENDS
Missouri State Employees' Retirement System Contributions	\$ 442,343,417	\$ 505,342,703	\$ 610,728,703
Extraordinary Pension Contribution	0	0	500,000,000
Accelerated Contributions	0	0	311,164,352
TOTAL	\$ 442,343,417	\$ 505,342,703	\$ 1,421,893,055
General Revenue Fund	248,995,689	295,689,000	1,179,130,352
Federal Funds	124,121,330	118,835,703	119,331,703
Other Funds	69,226,398	90,818,000	123,431,000

The State of Missouri provides an employee retirement program through a combination of employer and employee contributions to the Missouri State Employees' Retirement System. The state's contribution includes semimonthly payments to the applicable Missouri state employee benefit plan and a payment of long-term disability premiums.

Fiscal Year 2023 Governor's Recommendations

- \$500,000,000 for an extraordinary one-time pension contribution to the Missouri State Employees' Retirement System.
- \$311,164,352 for an accelerated pension contribution to the Missouri State Employees' Retirement System.
- \$55,131,000 for actuarially recommended retirement benefit contribution rate increases, including \$39,827,000 general revenue.
- \$68,889,000 for new personal service statewide, including \$32,450,000 general revenue.
- (\$18,634,000) federal funds one-time core reduction from the Fiscal Year 2022 appropriation level.

**FRINGE BENEFITS
TEACHER RETIREMENT CONTRIBUTIONS**

FINANCIAL SUMMARY

	FY 2021 EXPENDITURE	FY 2022 APPROPRIATION	FY 2023 GOVERNOR RECOMMENDS
Teacher Retirement Contributions			
TOTAL	\$ 57,404	\$ 60,000	\$ 60,000
General Revenue Fund	57,404	60,000	60,000

Section 104.342, RSMo, provides that the Commissioner of Administration shall monthly requisition and certify the payment of contributions to the Public School Retirement System (PSRS). The Department of Elementary and Secondary Education and the Department of Social Services employ certified teachers who remain members of the PSRS.

Fiscal Year 2023 Governor’s Recommendations

- Continue funding at the current level.

**FRINGE BENEFITS
DEFERRED COMPENSATION**

FINANCIAL SUMMARY

	FY 2021 EXPENDITURE	FY 2022 APPROPRIATION	FY 2023 GOVERNOR RECOMMENDS
Deferred Compensation	\$ 0	\$ 0	\$ 11,508,997
Highway Patrol Deferred Compensation	0	0	91,003
TOTAL	\$ 0	\$ 0	\$ 11,600,000
General Revenue Fund	0	0	5,222,320
Federal Funds	0	0	3,061,239
Other Funds	0	0	3,316,441

Sections 105.900 to 105.927, RSMo created the Missouri State Public Employees Deferred Compensation Commission to encourage employees to supplement their Missouri State Employees’ Retirement Plan and Social Security. The state matches up to \$25 per month of each employee’s deferred compensation deposit.

Fiscal Year 2023 Governor’s Recommendations

- \$11,600,000 to reintroduce the employer match for the Deferred Compensation Program, including \$5,222,320 general revenue.

**FRINGE BENEFITS
DISBURSEMENT FOR UNEMPLOYMENT BENEFITS**

FINANCIAL SUMMARY

	FY 2021 EXPENDITURE	FY 2022 APPROPRIATION	FY 2023 GOVERNOR RECOMMENDS
Unemployment Benefits	\$ 2,705,181	\$ 4,835,534	\$ 4,835,534
Highway Patrol Unemployment Benefits	31,493	100,000	100,000
TOTAL	\$ 2,736,674	\$ 4,935,534	\$ 4,935,534
General Revenue Fund	1,486,808	2,435,534	2,435,534
Federal Funds	473,784	784,000	784,000
Other Funds	776,082	1,716,000	1,716,000

The State of Missouri contributes to the Division of Employment Security to fulfill unemployment claims of former employees. A governmental entity may elect to either pay contributions in advance based on a statutory formula or reimburse the Division of Employment Security for actual claims paid. The State of Missouri reimburses for actual claims. By using this deferred method of payment and one central appropriation, the state simplifies the administration of unemployment benefits.

Fiscal Year 2023 Governor's Recommendations

Continue funding at the current level.

**FRINGE BENEFITS
MISSOURI CONSOLIDATED HEALTH CARE PLAN**

FINANCIAL SUMMARY

	FY 2021 EXPENDITURE	FY 2022 APPROPRIATION	FY 2023 GOVERNOR RECOMMENDS
Missouri Consolidated Health Care Plan Contributions			
TOTAL	\$ 488,100,909	\$ 507,691,340	\$ 489,028,940
General Revenue Fund	268,361,770	299,125,017	299,125,017
Federal Funds	154,616,775	137,463,482	118,801,082
Other Funds	65,122,364	71,102,841	71,102,841

The Missouri Consolidated Health Care Plan administers healthcare benefits for most state employees and retirees. Municipalities and other public entities may join the Missouri Consolidated Health Care Plan as well, building a larger pool of members and greater bargaining power for lower cost medical services.

Fiscal Year 2023 Governor's Recommendations

- (\$18,662,400) federal funds core reduction for one-time expenditures.

**FRINGE BENEFITS
WORKERS' COMPENSATION**

FINANCIAL SUMMARY

	FY 2021 EXPENDITURE	FY 2022 APPROPRIATION	FY 2023 GOVERNOR RECOMMENDS
Workers' Compensation	\$ 32,576,019	\$ 39,134,152	\$ 38,344,152
Workers' Compensation/Second Injury Fund Tax	2,412,987	3,290,000	3,290,000
TOTAL	\$ 34,989,006	\$ 42,424,152	\$ 41,634,152
General Revenue Fund	33,964,797	41,099,152	40,309,152
Other Funds	1,024,209	1,325,000	1,325,000

In accordance with Chapter 287, RSMo, the State of Missouri is responsible for paying Workers' Compensation benefits to injured state employees. Payments made by general revenue on behalf of employees paid from other funding sources are reimbursed by these non-general revenue funds. A self-insurer, the state pays its Workers' Compensation tax and Second Injury Fund assessments based on billings received from the Department of Revenue and the Division of Workers' Compensation.

Fiscal Year 2023 Governor's Recommendations

- (\$435,000) core reduction from the Fiscal Year 2022 appropriation level.
- (\$355,000) core reallocation to various Office of Administration divisions.

**FRINGE BENEFITS
OTHER EMPLOYER DISBURSEMENTS**

FINANCIAL SUMMARY

	FY 2021 EXPENDITURE	FY 2022 APPROPRIATION	FY 2023 GOVERNOR RECOMMENDS
Voluntary Life Insurance	\$ 3,203,120	\$ 3,900,000	\$ 3,900,000
Cafeteria Plan Transfer	0	1	1
HR Contingency Transfer	0	36,000	36,000
TOTAL	\$ 3,203,120	\$ 3,936,001	\$ 3,936,001
General Revenue Fund	0	36,001	36,001
Other Funds	3,203,120	3,900,000	3,900,000

VOLUNTARY LIFE INSURANCE

State employees may opt to withhold a portion of their salaries for voluntary life insurance. This appropriation provides expenditure authority to distribute the monies withheld to the various life insurance companies as designated by employees.

Fiscal Year 2023 Governor’s Recommendations

Continue funding at the current level.

CAFETERIA PLAN TRANSFER

The state offers a tax reduction plan for state employees who set aside a portion of their salaries for certain expenses such as medical care and dependent care. The federal government requires the state to provide a sufficient balance in the medical expenses category for timely reimbursements to plan participants.

Fiscal Year 2023 Governor’s Recommendations

Continue funding at the current level.

HUMAN RESOURCES CONTINGENCY FUND TRANSFER

This transfer section ensures that payroll checks are timely for payment against accounts with temporary allotment or fund cash flow problems.

Fiscal Year 2023 Governor’s Recommendations

Continue funding at the current level.

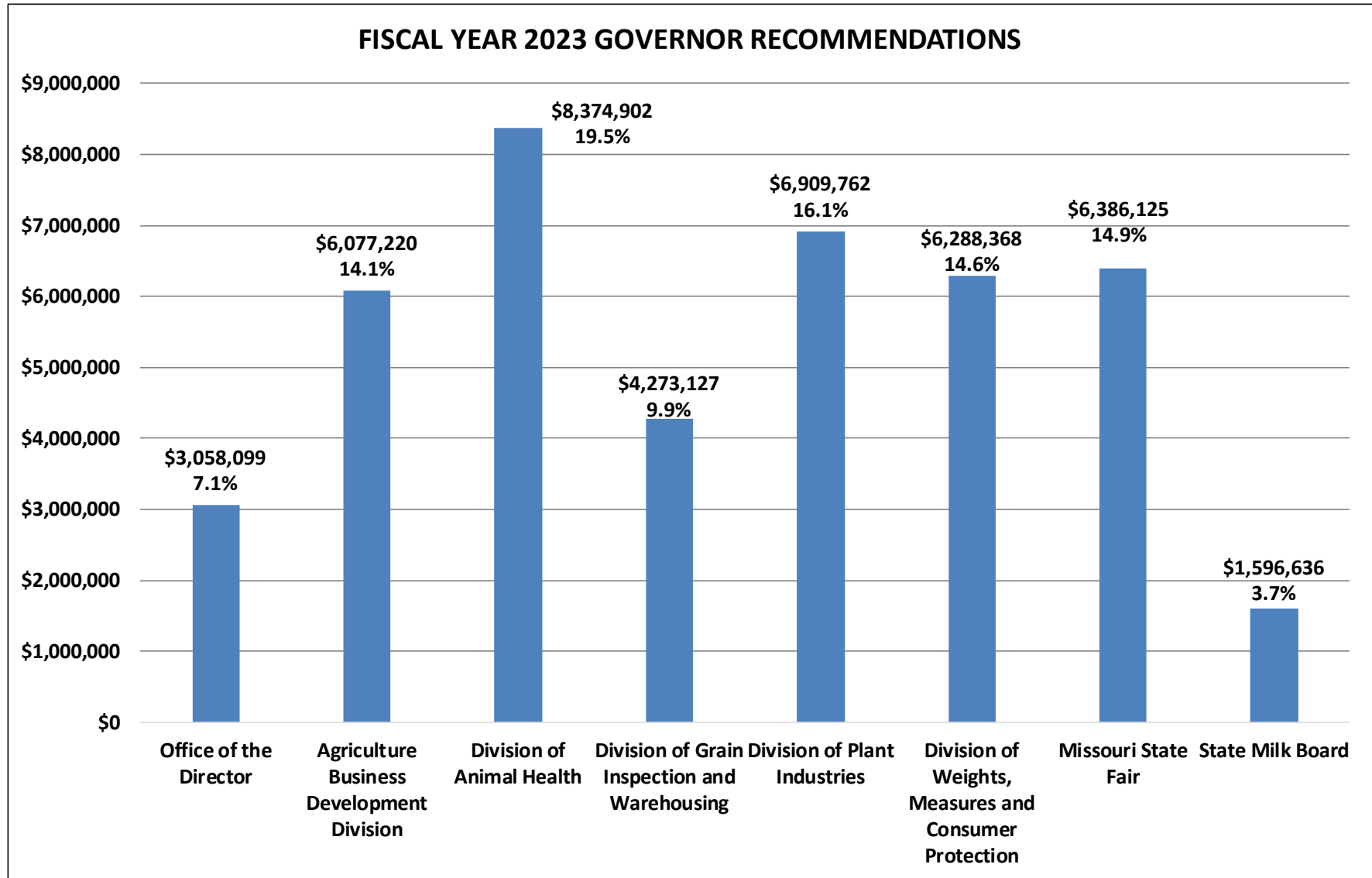
DEPARTMENT OF AGRICULTURE

FINANCIAL SUMMARY

	FY 2021 EXPENDITURE	FY 2022 APPROPRIATION	FY 2023 REQUEST	FY 2023 GOVERNOR RECOMMENDS
Office of the Director	\$ 1,664,244	\$ 2,714,100	\$ 2,979,806	\$ 3,058,099
Agriculture Business Development Division	3,601,590	6,841,011	5,960,487	6,077,220
Division of Animal Health	5,892,405	28,556,203	8,066,038	8,374,902
Division of Grain Inspection and Warehousing	3,306,650	4,056,755	4,087,838	4,273,127
Division of Plant Industries	4,469,370	7,234,253	6,658,964	6,909,762
Division of Weights, Measures and Consumer Protection	4,113,766	5,886,440	6,050,521	6,288,368
Missouri State Fair	4,421,568	5,561,931	5,582,115	6,386,125
State Milk Board	714,389	1,556,608	1,562,621	1,596,636
State Legal Expense Fund Transfer	0	1	1	1
DEPARTMENTAL TOTAL	\$ 28,183,982	\$ 62,407,302 ¹	\$ 40,948,391	\$ 42,964,240 ²
General Revenue Fund	6,845,715	7,720,117	6,253,622	7,246,870
Federal Funds	3,585,068	6,882,363	6,944,637	7,124,630
Federal Stimulus Funds	0	20,020,000	20,000	20,000
Other Funds	17,753,199	27,784,822	27,730,132	28,572,740
Total Full-time Equivalent Employees	366.72	468.76	468.76	468.76
General Revenue Fund	81.69	92.77	93.77	93.77
Federal Funds	38.48	47.76	47.76	47.76
Other Funds	246.55	328.23	327.23	327.23

¹ Does not include \$627,645 appropriated in House Bill 14 (2022) introduced January 5, 2022 during the second regular session of the 101st General Assembly. See the Supplemental section of the Missouri budget for details regarding the additional Department of Agriculture supplemental appropriations.

² Does not include \$33,624,500 appropriated in House Bill 20 (2022). See the American Rescue Plan Act section of the Missouri budget for details regarding the additional Department of Agriculture appropriations.



**DEPARTMENT OF AGRICULTURE
OFFICE OF THE DIRECTOR**

FINANCIAL SUMMARY

	FY 2021 EXPENDITURE	FY 2022 APPROPRIATION	FY 2023 GOVERNOR RECOMMENDS
Office of the Director			
TOTAL	\$ 1,664,244	\$ 2,714,100	\$ 3,058,099
General Revenue Fund	48,500	50,000	50,000
Federal Funds	503,573	1,394,813	1,607,109
Federal Stimulus Funds	0	20,000	20,000
Other Funds	1,112,171	1,249,287	1,380,990
Total Full-time Equivalent Employees	16.30	21.10	21.10

The Office of the Director initiates policy decisions on agricultural issues, establishes department goals and priorities, and coordinates activities of the various divisions to achieve those goals. The Office of the Director includes administrative functions such as financial services, human resources, and public information.

Fiscal Year 2023 Governor’s Recommendations

- \$180,000 federal funds for the Specialty Crop Block Grant Program.
- \$73,886 federal and other funds for development and delivery of process improvement and performance management within the department.
- \$78,293 federal and other funds for the remaining pay periods of the pay plan proposed to begin February 1, 2022.
- \$11,820 federal and other funds for the remaining pay periods of the Fiscal Year 2022 approved pay plan.

**DEPARTMENT OF AGRICULTURE
AGRICULTURE BUSINESS DEVELOPMENT DIVISION**

FINANCIAL SUMMARY

	FY 2021 EXPENDITURE	FY 2022 APPROPRIATION	FY 2023 GOVERNOR RECOMMENDS
Agriculture Business Development Division			
TOTAL	\$ 3,601,590	\$ 6,841,011	\$ 6,077,220
General Revenue Fund	248,584	1,363,181	468,456
Federal Funds	114,041	724,766	729,072
Other Funds	3,238,965	4,753,064	4,879,692
Total Full-time Equivalent Employees	31.77	39.28	39.28

The Agriculture Business Development Division (ABD) promotes and advances Missouri’s agricultural economy in support of producers, consumers, agribusiness innovation, technology adoption and economic development. The division works with Missouri’s farmers and agribusinesses by increasing international and domestic sales of agricultural products that are produced or processed in Missouri. The division provides services for Missouri farmers and agribusinesses, including the following: business planning, domestic and international marketing assistance, product promotion, and financial assistance programs. Financial assistance programs are administered through the Missouri Agricultural and Small Business Development Authority (MASBDA), which is governed by an independent board. MASBDA administers loans, loan guarantees, grants, and tax credits aimed at increasing the profitability of Missouri’s farmers. The Wine and Grape Board, which is governed by a governor-appointed, senate-confirmed board, furthers the growth and development of the Missouri grape-growing and wine-making industries through research and promotion that improves the quality of grapes grown, advances the methods of wine-making, and promotes the sale and distribution of Missouri wine. The ABD also administers the Missouri Grown branding initiative which promotes products that are produced or processed in Missouri through a variety of marketing channels, including retail, restaurants, schools, institutions, and direct-to-consumer marketing. Missouri businesses from all regions of the state are members of Missouri Grown.

Fiscal Year 2023 Governor’s Recommendations

- \$116,733 for the remaining pay periods of the pay plan proposed to begin February 1, 2022, including \$4,825 general revenue.
- \$19,476 for the remaining pay periods of the Fiscal Year 2022 approved pay plan, including \$450 general revenue.
- (\$900,000) core reduction for one-time expenditures.

**DEPARTMENT OF AGRICULTURE
DIVISION OF ANIMAL HEALTH**

FINANCIAL SUMMARY

	FY 2021 EXPENDITURE	FY 2022 APPROPRIATION	FY 2023 GOVERNOR RECOMMENDS
Division of Animal Health			
TOTAL	\$ 5,892,405	\$ 28,556,203	\$ 8,374,902
General Revenue Fund	3,561,096	4,487,062	4,317,989
Federal Funds	1,262,771	2,051,082	1,995,702
Federal Stimulus Funds	0	20,000,000	0
Other Funds	1,068,538	2,018,059	2,061,211
Total Full-time Equivalent Employees	74.61	92.47	92.47

The Division of Animal Health implements programs to protect Missouri’s livestock, poultry, and other domestic animals from dangerous, infectious, or contagious diseases. Some animal diseases can be transmitted to people (e.g. TB, brucellosis, anthrax, etc.). Through control, containment, and elimination of diseases and diseased animals, the division enables Missouri’s livestock and poultry to remain eligible for interstate and international export marketing while helping to ensure public health. Diagnostic laboratories are maintained in Jefferson City and Springfield. The division also works closely with USDA-Veterinary Services and receives significant federal funding as a result of this relationship. To ensure the health and well-being of companion animals sold in Missouri, the division’s Animal Care Program also licenses and inspects animal shelters, dog pounds, boarding kennels, commercial kennels, contract kennels, and pet shops. The division’s Meat and Poultry Inspection Program works with producers to promote, protect, and develop the agricultural interests of Missouri processed meat products. This program helps livestock and poultry producers add value to their operations and capture additional profits from their meat and poultry products.

Fiscal Year 2023 Governor’s Recommendations

- \$308,864 for the remaining pay periods of the pay plan proposed to begin February 1, 2022, including \$194,575 general revenue.
- \$48,835 for the remaining pay periods of the Fiscal Year 2022 approved pay plan, including \$30,852 general revenue.
- (\$20,539,000) core reduction for one-time expenditures, including (\$394,500) general revenue.

**DEPARTMENT OF AGRICULTURE
DIVISION OF GRAIN INSPECTION AND WAREHOUSING**

FINANCIAL SUMMARY

	FY 2021 EXPENDITURE	FY 2022 APPROPRIATION	FY 2023 GOVERNOR RECOMMENDS
Division of Grain Inspection and Warehousing			
TOTAL	\$ 3,306,650	\$ 4,056,755	\$ 4,273,127
General Revenue Fund	727,256	801,415	848,236
Federal Funds	4,021	74,408	76,908
Other Funds	2,575,373	3,180,932	3,347,983
Total Full-time Equivalent Employees	72.39	82.00	82.00

The Division of Grain Inspection and Warehousing operates four programs to assist Missouri grain farmers and agribusinesses. The Grain Regulatory Services Program enforces grain warehouse and dealer laws to ensure grain producers that license grain warehouses and grain dealers are reputable businesses and in sound financial condition. The Grain Inspection Services Program performs official inspection and weighing of grain upon request to assist both grain farmers and grain businesses in the marketing of Missouri’s corn, soybean, wheat, and other grain crops. The program helps ensure food safety by performing USDA-mandated inspections on edible rice, peas, and beans. All costs are paid from fees charged for services performed. The division also administers the state’s Certified Agricultural Mediation Program, which mediates disputes between Missouri farmers and USDA agencies, and the Commodity Merchandising Program, which provides centralized administration for the collection and distribution of fees for nine commodity checkoff programs.

Fiscal Year 2023 Governor’s Recommendations

- \$185,289 for the remaining pay periods of the pay plan proposed to begin February 1, 2022, including \$39,737 general revenue.
- \$31,083 for the remaining pay periods of the Fiscal Year 2022 approved pay plan, including \$7,084 general revenue.

**DEPARTMENT OF AGRICULTURE
DIVISION OF PLANT INDUSTRIES**

FINANCIAL SUMMARY

	FY 2021 EXPENDITURE	FY 2022 APPROPRIATION	FY 2023 GOVERNOR RECOMMENDS
Division of Plant Industries			
TOTAL	\$ 4,469,370	\$ 7,234,253	\$ 6,909,762
General Revenue Fund	0	430,000	0
Federal Funds	1,673,267	2,486,732	2,562,622
Other Funds	2,796,103	4,317,521	4,347,140
Total Full-time Equivalent Employees	64.07	81.81	81.81

The Division of Plant Industries operates four programs serving Missouri agriculture. The Feed and Seed Program performs sampling and laboratory analyses of planting seed and commercial feeds to ensure that they meet requirements for accurate labeling. Inspections are also conducted to ensure good manufacturing practices are followed and that prohibited mammalian protein is not formulated into feed rations to help prevent the dissemination of Bovine Spongiform Encephalopathy (Mad Cow Disease). The Pesticide Control Program promotes the safe use of pesticides by licensing private and commercial applications, conducting field inspections, conducting investigations of pesticide misuse, and ensuring the proper registration of pesticides. The Plant Pest Control Program certifies nurseries and greenhouses and conducts statewide invasive pest surveys to prevent the introduction and spread of insect and disease pests that could be detrimental to Missouri’s agricultural and forest resources. Phytosanitary certification inspections are conducted at the request of exporters to facilitate interstate and international trade. The program also administers the noxious weed law. The Produce Safety Program works in conjunction with the U.S. Food and Drug Administration to help ensure the safety of produce grown and packed in Missouri. The program provides grower training on the safe production of fruits and vegetables and conducts on-farm readiness reviews for growers to assist them in meeting requirements.

Fiscal Year 2023 Governor’s Recommendations

- \$168,000 Agriculture Protection Fund to purchase two feed laboratory analytic testing instruments.
- \$250,798 federal and other funds for the remaining pay periods of the pay plan proposed to begin February 1, 2022.
- \$39,011 federal and other funds for the remaining pay periods of the Fiscal Year 2022 approved pay plan.
- (\$782,300) core reduction for one-time expenditures, including (\$430,000) general revenue.

**DEPARTMENT OF AGRICULTURE
DIVISION OF WEIGHTS, MEASURES AND CONSUMER PROTECTION**

FINANCIAL SUMMARY

	FY 2021 EXPENDITURE	FY 2022 APPROPRIATION	FY 2023 GOVERNOR RECOMMENDS
Weights and Measures and Consumer Protection Programs	\$ 3,326,499	\$ 4,495,343	\$ 4,824,668
Missouri Land Survey Program	787,267	1,391,097	1,463,700
TOTAL	\$ 4,113,766	\$ 5,886,440	\$ 6,288,368
General Revenue Fund	552,467	475,780	681,946
Federal Funds	27,395	150,562	153,217
Other Funds	3,533,904	5,260,098	5,453,205
Total Full-time Equivalent Employees	71.19	82.79	82.79

The Division of Weights, Measures and Consumer Protection operates five programs and two laboratories to help ensure both competitive markets and consumer protection. The Device and Commodity Program inspects livestock markets, grain elevators, vehicles, and small retail scales and scanning devices to ensure their accuracy. In addition, milk sales practices are monitored and shell eggs are inspected for quality. The Petroleum/Propane/Anhydrous Ammonia Program protects consumers against inaccurate and unsafe gasoline pumps and unsafe practices by the retailer. In addition, the program approves propane gas delivery truck and dispenser meters to prevent inaccurate charges on fuel bills, and oversees anhydrous ammonia fertilizer installations for safety. The Metrology Laboratory certifies volume and weight standards used by measuring device service repair technicians, maintains all mass and volume standards used for calibrating industry standards, and certifies all weighing and measuring devices used by the division’s inspectors. In addition, the Moisture Meter Program protects Missouri farmers against unjustified discounts on grain sales due to inaccurate moisture content values. The Fuel Quality Program and laboratory collect samples and perform chemical analyses on gasoline, diesel fuel, heating oil, and other fuels to ensure that octane and other quality specifications are met. The Missouri Land Survey Program is responsible for restoring and maintaining the U.S. Public Land Survey System in Missouri and serves as a repository for the state’s land survey records.

Fiscal Year 2023 Governor’s Recommendations

- \$296,000 Agriculture Protection Fund to replace scale inspection vehicles and equipment.
- \$139,915 to replace vans used by small scales inspectors in the Device and Commodity Program.
- \$237,847 for the remaining pay periods of the pay plan proposed to begin February 1, 2022, including \$61,540 general revenue.
- \$37,156 for the remaining pay periods of the Fiscal Year 2022 approved pay plan, including \$4,711 general revenue.
- (\$308,990) Agriculture Protection Fund core reduction for one-time expenditures.

**DEPARTMENT OF AGRICULTURE
MISSOURI STATE FAIR**

FINANCIAL SUMMARY

	FY 2021 EXPENDITURE	FY 2022 APPROPRIATION	FY 2023 GOVERNOR RECOMMENDS
Missouri State Fair			
TOTAL	\$ 4,421,568	\$ 5,561,931	\$ 6,386,125
General Revenue Fund	1,600,000	0	760,246
Other Funds	2,821,568	5,561,931	5,625,879
Total Full-time Equivalent Employees	28.38	59.38	59.38

The Missouri State Fair is held annually in August on the state fairgrounds in Sedalia. The fair provides a showcase for livestock, agricultural products, commercial exhibits, and other displays. In addition, the fair offers a variety of youth programs, entertainment, and educational events. The fairgrounds are used during the rest of the year for exhibits, sales, meetings, competitions, and entertainment events.

Fiscal Year 2023 Governor’s Recommendations

- \$250,000 for replacements and repairs to State Fair equipment.
- \$554,010 for the remaining pay periods of the pay plan proposed to begin February 1, 2022, including \$510,246 general revenue.
- \$20,184 other funds for the remaining pay periods of the Fiscal Year 2022 approved pay plan.

**DEPARTMENT OF AGRICULTURE
STATE MILK BOARD**

FINANCIAL SUMMARY

	FY 2021 EXPENDITURE	FY 2022 APPROPRIATION	FY 2023 GOVERNOR RECOMMENDS
State Milk Board			
TOTAL	\$ 714,389	\$ 1,556,608	\$ 1,596,636
General Revenue Fund	107,812	112,678	119,996
Other Funds	606,577	1,443,930	1,476,640
Total Full-time Equivalent Employees	8.01	9.93	9.93

The State Milk Board inspects, samples, and tests milk and milk products ensuring that they are wholesome and safe for consumption. The board operates both a Grade A Milk Inspection Program and a Manufacturing Grade Milk Inspection Program to ensure milk quality. An inspection fee is assessed and deposited in the State Milk Inspection Fee Fund to cover all costs of the Grade A Milk Inspection Program. The Manufacturing Grade Milk Inspection Program ensures sanitation, safety, and quality standards for milk used only for manufacturing dairy products (e.g. cheese and butter). Approximately one-half of all Grade A milk is consumed as fluid milk with the remainder used for manufacturing other dairy products.

Fiscal Year 2023 Governor’s Recommendations

- \$34,015 for the remaining pay periods of the pay plan proposed to begin February 1, 2022, including \$6,211 general revenue.
- \$6,013 for the remaining pay periods of the Fiscal Year 2022 approved pay plan, including \$1,107 general revenue.

DEPARTMENT OF NATURAL RESOURCES

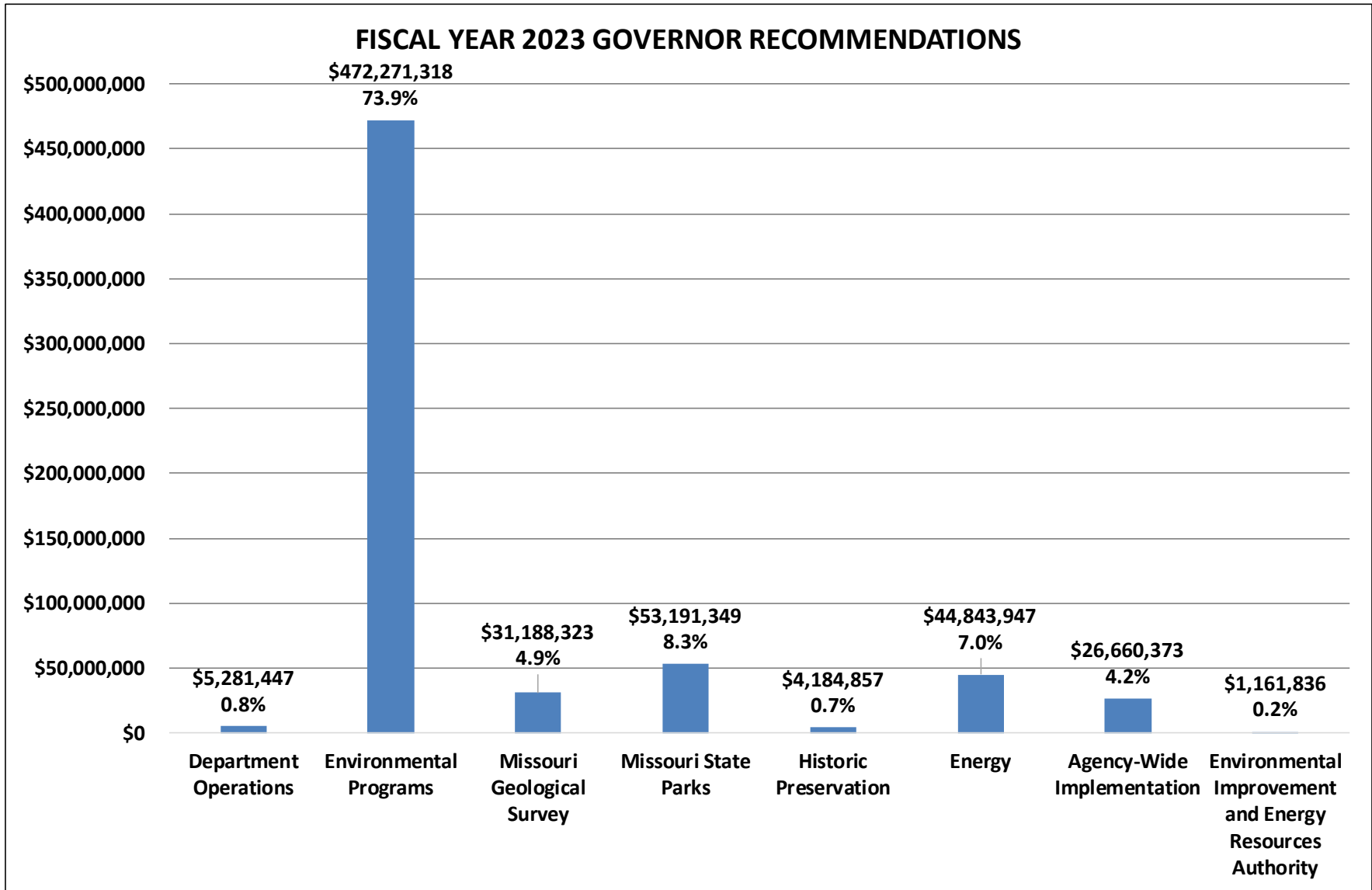
FINANCIAL SUMMARY

	FY 2021 EXPENDITURE	FY 2022 APPROPRIATION	FY 2023 REQUEST	FY 2023 GOVERNOR RECOMMENDS
Department Operations	\$ 3,859,508	\$ 4,955,280	\$ 4,974,542	\$ 5,281,447
Environmental Programs	257,786,222	468,633,137	469,918,297	472,271,318
Missouri Geological Survey	20,384,055	30,183,657	30,322,276	31,188,323
Missouri State Parks	38,423,066	50,183,363	50,429,637	53,191,349
Historic Preservation	1,072,646	3,453,684	3,464,031	4,184,857
Energy	71,490,754	35,069,766	44,718,567	44,843,947
Agency-Wide Implementation	15,544,147	25,964,125	26,827,308	26,660,373
Environmental Improvement and Energy Resources Authority	525,034	1,277,386	1,132,599	1,161,836
State Legal Expense Fund Transfer	0	1	1	1
DEPARTMENTAL TOTAL	\$ 409,085,432	\$ 619,720,399 ¹	\$ 631,787,258	\$ 638,783,451 ²
General Revenue Fund	71,751,073	31,352,183	30,933,695	33,331,231
Federal Funds	37,962,953	64,736,419	64,642,224	65,313,688
Federal Stimulus Funds	1,816,965	1,996,764	10,384,342	10,384,342
Other Funds	297,554,441	521,635,033	525,826,997	529,754,190
Total Full-time Equivalent Employees	1,441.92	1,696.65	1,698.65	1,701.65
General Revenue Fund	109.91	126.85	128.85	126.85
Federal Funds	286.81	349.86	349.86	349.86
Other Funds	1,045.20	1,219.94	1,219.94	1,224.94

¹ Does not include \$90,225,063 appropriated in House Bill 14 (2022) introduced January 5, 2022 during the second regular session of the 101st General Assembly, and does not include \$500,000 recommended in Fiscal Year 2022 Supplemental Appropriations. See the Supplemental section of the Missouri Budget for details regarding the additional Department of Natural Resources supplemental appropriations.

² Does not include \$426,293,420 appropriated in House Bill 20 (2022). See the American Rescue Plan Act section of the Missouri Budget for details regarding the additional Department of Natural Resources appropriations.

DEPARTMENT OF NATURAL RESOURCES



**DEPARTMENT OF NATURAL RESOURCES
DEPARTMENT OPERATIONS**

FINANCIAL SUMMARY

	FY 2021 EXPENDITURE	FY 2022 APPROPRIATION	FY 2023 GOVERNOR RECOMMENDS
Department Operations			
TOTAL	\$ 3,859,508	\$ 4,955,280	\$ 5,281,447
General Revenue Fund	231,352	263,670	499,977
Federal Funds	549,207	644,696	660,204
Other Funds	3,078,949	4,046,914	4,121,266
Total Full-time Equivalent Employees	57.78	74.71	74.71

Department Operations is responsible for developing statewide environmental and natural resource policies. Under its leadership, the department works to protect water, air, land, recreational, and cultural resources. Department Operations staff represent Missouri before several regional and national organizations and agencies, including the U.S. Environmental Protection Agency and a regional river basin association. Department Operations partners with the Environmental Improvement and Energy Resources Authority and Petroleum Storage Tank Insurance Fund Board to achieve shared objectives. Responsible for the management of all department organizational units, Department Operations implements policies to provide direction, and to improve efficiencies and coordination. Department Operations provides the department legal counsel as well as administrative support, including budget development, financial resource allocations, internal auditing, accounting, human resources management, procurement, grants management, and other general services. Also included in Department Operations, communications staff convey the department’s commitment to Missouri’s resources and ways the public can protect and enjoy those resources.

Fiscal Year 2023 Governor’s Recommendations

- \$73,886 for development and delivery of process improvement and performance management within the department, including \$3,806 general revenue.
- \$233,019 for the remaining pay periods of the pay plan proposed to begin February 1, 2022, including \$230,503 general revenue.
- \$39,262 for the remaining pay periods of the Fiscal Year 2022 approved pay plan, including \$1,998 general revenue.
- (\$20,000) Natural Resources Cost Allocation Fund core reduction from the Fiscal Year 2022 appropriation level.

**DEPARTMENT OF NATURAL RESOURCES
ENVIRONMENTAL PROGRAMS**

FINANCIAL SUMMARY

	FY 2021 EXPENDITURE	FY 2022 APPROPRIATION	FY 2023 GOVERNOR RECOMMENDS
Environmental Quality	\$ 35,278,679	\$ 45,020,744	\$ 47,568,667
Environmental Financial Support	220,783,087	419,212,393	420,302,651
Environmental Restoration	1,724,456	4,400,000	4,400,000
TOTAL	\$ 257,786,222	\$ 468,633,137	\$ 472,271,318
General Revenue Fund	4,715,738	6,515,651	7,834,652
Federal Funds	16,432,004	27,395,896	27,862,088
Other Funds	236,638,480	434,721,590	436,574,578
Total Full-time Equivalent Employees	646.04	758.86	758.86

ENVIRONMENTAL QUALITY

Water Protection Program – The Water Protection Program (WPP) promotes safe drinking water, protects the quality of lakes, streams and groundwater, and provides financial assistance to water and wastewater treatment utilities. WPP staff issues permits, provides compliance assistance, drafts standards for clean and safe water, oversees and conducts monitoring, identifies impaired waters, and drafts plans to correct those impairments. The program trains and certifies operators at water supply and wastewater treatment plants. WPP staff administers the federal Clean Water and Drinking Water State Revolving Fund programs, which provides grants and low-interest loans to Missouri communities for drinking water supply, wastewater treatment, and stormwater management infrastructure.

Soil and Water Conservation – The Soil and Water Conservation Program (SWCP) promotes the long-term productivity of Missouri’s soil and helps protect water resources. SWCP staff provides guidance to local soil and water conservation districts and administers conservation programs funded by one-half of the constitutionally authorized 1/10th of one percent sales tax dedicated to parks, soils, and water. Program funding supports: (1) cost share assistance for agricultural landowners to implement approved soil and water conservation practices; (2) grants to local districts for operational expenses; (3) water quality monitoring of conservation practices; (4) grants for research on soil and water conservation issues; and (5) federal grants to control nonpoint source pollution.

Air Pollution Control Program – The Air Pollution Control Program (APCP) supports the maintenance and improvement of the state’s air quality to protect public health. Operating under the Clean Air Act’s State Implementation Plans and Rules, the APCP reviews and issues facility construction and operating permits. The program coordinates collection of ambient air quality and emission inventory data to establish air quality benchmarks and determine attainment with national standards. In conjunction with the Department of Public Safety and the Department of Revenue, the program administers the vehicle emission inspection program in the St. Louis region.

Waste Management Program – The Waste Management Program (WMP) promotes the safe and proper handling and disposal of hazardous and solid wastes. WMP staff issues permits to solid waste landfills, transfer stations (which includes infectious waste), and material recovery facilities, issues licenses to hazardous waste transporters, and issues permits to hazardous waste treatment, storage and disposal facilities. The program also promotes waste minimization, reuse, and recycling through education, beneficial use approvals, and grants. The program oversees and administers grants to 20 Solid Waste Management Districts to support waste diversion to preserve limited landfill space. Staff also works with owners of illegal solid waste dumps to accomplish cleanups.

Environmental Remediation Program – The Environmental Remediation Program (ERP) oversees cleanup of contamination to land and groundwater from hazardous substances and petroleum releases. ERP staff works with responsible parties and owners to develop risk-based cleanup goals and oversee site investigation and remediation activities. Sites include federal properties, industrial facilities, petroleum storage tank sites, mining sites, and others. The program implements long-term stewardship measures at sites to protect against exposure from contamination left in place. ERP also implements the underground storage tank regulatory program to prevent future releases.

DEPARTMENT OF NATURAL RESOURCES ENVIRONMENTAL PROGRAMS

Regional Offices – Regional Office and Central Field Operation activities support the implementation of the department’s environmental programs throughout Missouri. Staff performs field inspections, provides compliance and technical assistance to regulated entities, responds to environmental emergencies for non-hazardous substances (e.g., fish kills), issues permits, and investigates reports of environmental concerns from the public.

Environmental Services Program – The Environmental Services Program supports department programs by providing accurate scientific data for their work. Staff performs field work, conducts monitoring, collects samples, and provides laboratory testing for environmental pollutants. The Environmental Emergency Response Section maintains a 24-hour hotline for environmental emergencies and maintains field response capabilities to assist in the field to mitigate and remediate hazardous substance releases.

Fiscal Year 2023 Governor’s Recommendations

- \$2,351,859 for the remaining pay periods of the pay plan proposed to begin February 1, 2022, including \$1,140,155 general revenue.
- \$376,064 for the remaining pay periods of the Fiscal Year 2022 approved pay plan, including \$37,524 general revenue.
- (\$180,000) federal and other funds core reduction from the Fiscal Year 2022 appropriation level.

ENVIRONMENTAL FINANCIAL SUPPORT

The department administers a variety of funds for local governments and others to control pollution, assess and remediate contaminated sites, collect and manage pesticide waste, reduce and reuse solid waste, monitor and test drinking water supplies, construct or improve water and wastewater facilities, and implement soil and water conservation practices.

Fiscal Year 2023 Governor’s Recommendations

- \$997,773 for increased transfer to the Post Closure Fund to implement closure, post-closure, and corrective action plans at landfills where operations are no longer fulfilling their responsibilities.
- \$997,773 Post Closure Fund to implement closure, post-closure, and corrective action plans at landfills where operations are no longer fulfilling their responsibilities.
- \$619,416 to pay for the state’s obligation for the Superfund cleanup of contaminated sites.
- \$1,162 other funds for the remaining pay periods of the pay plan proposed to begin February 1, 2022.
- \$1 Post Closure Fund for the remaining pay periods of the Fiscal Year 2022 approved pay plan.
- (\$1,324,851) core reduction for one-time expenditures.
- (\$201,016) core reduction from the Fiscal Year 2022 appropriation level, including (\$151,016) general revenue.

ENVIRONMENTAL RESTORATION

The department conducts natural resource damage assessments where unpermitted releases have damaged natural resources. These assessments evaluate the extent of the damage done, means to mitigate the damage, and how to compensate the public for the damage. The department works with responsible parties to either participate in the restoration or negotiate a monetary settlement, which is then used to complete restoration.

Fiscal Year 2023 Governor’s Recommendations

Continue funding at the current level.

**DEPARTMENT OF NATURAL RESOURCES
MISSOURI GEOLOGICAL SURVEY**

FINANCIAL SUMMARY

	FY 2021 EXPENDITURE	FY 2022 APPROPRIATION	FY 2023 GOVERNOR RECOMMENDS
Missouri Geological Survey			
TOTAL	\$ 20,384,055	\$ 30,183,657	\$ 31,188,323
General Revenue Fund	16,334,407	22,066,002	22,901,982
Federal Funds	2,756,424	5,691,469	5,650,965
Other Funds	1,293,224	2,426,186	2,635,376
Total Full-time Equivalent Employees	89.36	116.42	116.42

The Missouri Geological Survey (MGS) includes the Geological Survey Program, Land Reclamation Program, Water Resources Center, and Dam and Reservoir Safety Program. The Geological Survey Program investigates the state’s geology, providing geologic and hydrologic information and expertise to aid economic development, infrastructure considerations, and environmental decision-making regarding site remediation, contaminant migration, subsurface investigations, and geologic hazards. Staff oversee the proper construction of all wells, including water, oil, gas, exploration, heat pumps, and monitoring. The division also determines the character and availability of the state’s energy and mineral resources. Division management represents the state through the Association of American State Geologists and the Central U.S. Earthquake Consortium.

The Land Reclamation Program provides technical support for the Missouri Mining Commission. The commission regulates the surface mining of coal and other mineral commodities (such as lead, barite, tar sands, clay, limestone, sand, and gravel). Staff regulatory duties include developing regulations, permitting, inspection, complaint investigation, bonding, and enforcement. Staff reclamation duties include human health and environmental hazard assessment, reclamation plan designs, contracting, budgeting, public relations, landowner education, construction oversight, and maintenance of reclaimed abandoned mine lands and bond forfeiture mine lands until responsibility release is approved by the commission.

To meet Missouri’s comprehensive water needs, Water Resources Center hydrologists, geologists, and engineers investigate and monitor surface water and groundwater resource characteristics, availability, and use. Program responsibilities include (1) operating a statewide groundwater monitoring network with real-time water quantity data; (2) collecting and analyzing surface-water flow data for reaction to flood and drought emergencies; (3) providing guidance, data, and technical expertise in the preservation and development of sustainable regional water supplies throughout Missouri; and (4) defending the state’s vital water interests in the Missouri River, the Mississippi River, and other interstate water resources before federal and interstate water resource management authorities.

The Dam and Reservoir Safety Program administers the provisions of the Missouri Dam and Reservoir Safety law. The program provides public safety of downstream residents against dam failure as well as protecting the investment and purpose of the reservoir. The program regulates non-federal, non-agricultural dams 35 feet high and higher through inspections and issuance of registration, safety, and construction permits. The program performs emergency response to dams in distress and provides engineering evaluation of conditions during natural disasters to protect life and property.

Fiscal Year 2023 Governor’s Recommendations

- \$328,125 for the Lower Missouri River Flood Risk and Resiliency Feasibility Study.
- \$190,009 for the Clarence Cannon Dam water contract.
- \$134,196 for geologic mapping to locate critical mineral reserves.
- \$347,913 for the remaining pay periods of the pay plan proposed to begin February 1, 2022, including \$160,053 general revenue.
- \$55,540 for the remaining pay periods of the Fiscal Year 2022 approved pay plan, including \$24,714 general revenue.
- (\$50,000) federal funds core reduction from the Fiscal Year 2022 appropriation level.
- (\$1,117) core reduction for one-time expenditures.

**DEPARTMENT OF NATURAL RESOURCES
MISSOURI STATE PARKS**

FINANCIAL SUMMARY

	FY 2021 EXPENDITURE	FY 2022 APPROPRIATION	FY 2023 GOVERNOR RECOMMENDS
Missouri State Parks Operation			
TOTAL	\$ 38,423,066	\$ 50,183,363	\$ 53,191,349
Federal Funds	4,168,217	8,402,784	8,420,464
Other Funds	34,254,849	41,780,579	44,770,885
Total Full-time Equivalent Employees	579.36	660.21	665.21

Missouri’s Division of State Parks manages the many recreational, cultural, and historical resources of the Missouri state parks system. The division also administers programs to promote outdoor recreation statewide.

Missouri State Parks operates and/or maintains 92 state parks and historic sites, as well as the trails of Roger Pryor Pioneer Backcountry. The system is divided into three regions, with each of the region headquarters reporting to the Central Office in Jefferson City. Administrative, maintenance, and service personnel manage the lands and improvements, provide recreational and educational programs for visitors, and provide necessary law enforcement. Funding, provided by one-half of the constitutionally authorized one-tenth of one percent parks, soils, and water sales tax, has been used for projects such as campground remodeling; the addition of shower houses and restrooms; paving of roads within campgrounds; restoration of landscapes; and personnel for maintenance, education, and site interpretation. The parks sales tax provides continued restoration and improvement of the state parks system and allows division staff to better serve the millions of people who visit parks and historic sites each year.

Central Office directs and coordinates the management of the state parks system. Responsibilities include personnel management, budget and policy development, and the evaluation of management procedures and performance. Central Office staff provide logistical support to the individual state park, and operate the central sign shop, central warehouse, and aerial device unit. Staff also identify unique natural areas which may require protection; conduct special studies related to parks operations and development; and prepare site, architectural, and engineering plans and maps.

The division also administers grants that finance outdoor recreation projects.

Fiscal Year 2023 Governor’s Recommendations

- \$1,000,000 Rock Island Trail State Park Endowment Fund and five staff for maintenance and security of the Rock Island corridor.
- \$1,911,712 federal and other funds for the remaining pay periods of the pay plan proposed to begin February 1, 2022.
- \$246,274 federal and other funds for the remaining pay periods of the Fiscal Year 2022 approved pay plan.
- (\$150,000) Park Sales Tax Fund core reduction from the Fiscal Year 2022 appropriation level.

**DEPARTMENT OF NATURAL RESOURCES
HISTORIC PRESERVATION**

FINANCIAL SUMMARY

	FY 2021 EXPENDITURE	FY 2022 APPROPRIATION	FY 2023 GOVERNOR RECOMMENDS
Historic Preservation			
TOTAL	\$ 1,072,646	\$ 3,453,684	\$ 4,184,857
General Revenue Fund	151,067	1,006,859	1,354,619
Federal Funds	633,374	1,081,125	1,114,165
Other Funds	288,205	1,365,700	1,716,073
Total Full-time Equivalent Employees	14.90	17.25	17.25

The State Historic Preservation Office helps identify and preserve historic properties and cultural resources throughout the state, administers grants and loans to support preservation efforts, and provides technical assistance to taxpayers in qualifying for historic preservation tax credits.

Fiscal Year 2023 Governor's Recommendations

- \$325,000 for increased transfer to the Historic Preservation Revolving Fund.
- \$325,000 Historic Preservation Revolving Fund for the Historic Preservation Program.
- \$70,826 for the remaining pay periods of the pay plan proposed to begin February 1, 2022, including \$19,885 general revenue.
- \$10,347 for the remaining pay periods of the Fiscal Year 2022 approved pay plan, including \$2,875 general revenue.

**DEPARTMENT OF NATURAL RESOURCES
ENERGY**

FINANCIAL SUMMARY

	FY 2021 EXPENDITURE	FY 2022 APPROPRIATION	FY 2023 GOVERNOR RECOMMENDS
Division of Energy Operations	\$ 1,499,026	\$ 2,752,350	\$ 2,898,953
Division of Energy Services	19,673,219	30,817,416	41,204,994
Municipal Utility Relief	50,000,000	0	0
Wood Energy Tax Credits	318,509	1,500,000	740,000
TOTAL	\$ 71,490,754	\$ 35,069,766	\$ 44,843,947
General Revenue Fund	50,318,509	1,500,000	740,000
Federal Funds	15,240,692	23,517,213	31,990,144
Other Funds	5,931,553	10,052,553	12,113,803
Total Full-time Equivalent Employees	24.30	36.00	36.00

The Division of Energy assists, educates, and encourages Missourians to advance the efficient use of diverse energy resources to drive economic growth, provide for a healthier environment, and achieve greater energy security for future generations.

Fiscal Year 2023 Governor's Recommendations

- \$10,384,342 federal funds to provide weatherization assistance to low-income households.
- \$2,000,000 Energy Futures Fund for the Energize Missouri Small Agricultural Grant and the Energy Audit Reimbursement Programs.
- \$125,380 federal and other funds for the remaining pay periods of the pay plan proposed to begin February 1, 2022.
- \$21,223 federal and other funds for the remaining pay periods of the Fiscal Year 2022 approved pay plan.
- (\$1,996,764) federal funds core reduction from the Fiscal Year 2022 appropriation level.
- (\$760,000) core reduction for one-time expenditures.

**DEPARTMENT OF NATURAL RESOURCES
AGENCY-WIDE IMPLEMENTATION**

FINANCIAL SUMMARY

	FY 2021 EXPENDITURE	FY 2022 APPROPRIATION	FY 2023 GOVERNOR RECOMMENDS
Department of Natural Resources Revolving Services Fund	\$ 1,799,316	\$ 2,421,745	\$ 3,021,745
Sales Tax Reimbursement to General Revenue	14,945	31,000	31,000
Petroleum Storage Tank Insurance Fund Board	2,177,560	2,359,736	2,377,039
Petroleum Storage Tank Insurance Fund Claims	10,427,481	20,000,000	20,000,000
Petroleum Related Activities	1,124,845	1,151,644	1,230,589
TOTAL	\$ 15,544,147	\$ 25,964,125	\$ 26,660,373
Other Funds	15,544,147	25,964,125	26,660,373
Total Full-time Equivalent Employees	25.74	25.20	25.20

Agency-Wide items allow for operational and business transaction efficiencies across the department.

Fiscal Year 2023 Governor's Recommendations

- \$600,000 Department of Natural Resources Revolving Services Fund for vehicle replacement.
- \$83,065 Petroleum Storage Tank Insurance Fund for the remaining pay periods of the pay plan proposed to begin February 1, 2022.
- \$13,183 Petroleum Storage Tank Insurance Fund for the remaining pay periods of the Fiscal Year 2022 approved pay plan.

**DEPARTMENT OF NATURAL RESOURCES
ENVIRONMENTAL IMPROVEMENT AND ENERGY RESOURCES AUTHORITY**

FINANCIAL SUMMARY

	FY 2021 EXPENDITURE	FY 2022 APPROPRIATION	FY 2023 GOVERNOR RECOMMENDS
Environmental Improvement and Energy Resources Authority			
TOTAL	\$ 525,034	\$ 1,277,386	\$ 1,161,836
Other Funds	525,034	1,277,386	1,161,836
Total Full-time Equivalent Employees	4.44	8.00	8.00

The Environmental Improvement and Energy Resources Authority is an independent, self-supporting, quasi-governmental agency assigned to the Department of Natural Resources.

Due to its special independent status as “a body corporate and politic,” the authority is able to issue tax-exempt bonds and use fees charged for issuance of its bonds and notes. The authority is empowered to conduct environmental and energy research and development activities; develop alternative methods of financing environmental and energy projects; and assist Missouri communities, organizations, and businesses in obtaining low-cost funds and other financial assistance for projects related to the authority’s purpose.

Fiscal Year 2023 Governor’s Recommendations

- \$29,237 State Environmental Improvement and Energy Resources Authority Fund for the remaining pay periods of the pay plan proposed to begin February 1, 2022.
- \$5,213 State Environmental Improvement and Energy Resources Authority Fund for the remaining pay periods of the Fiscal Year 2022 approved pay plan.
- (\$150,000) State Environmental Improvement and Energy Resources Authority Fund core reduction from the Fiscal Year 2022 appropriation level.

DEPARTMENT OF CONSERVATION

FINANCIAL SUMMARY

	FY 2021 EXPENDITURE	FY 2022 APPROPRIATION	FY 2023 REQUEST	FY 2023 GOVERNOR RECOMMENDS
Conservation Programs				
DEPARTMENTAL TOTAL	\$ 150,442,898	\$ 172,752,997 ¹	\$ 199,887,159	\$ 179,943,372 ²
Personal Services	78,238,091	90,758,602	101,573,865	96,643,192
Expense and Equipment	57,883,794	64,070,603	77,552,772	68,419,658
Program Specific Distribution	14,321,013	17,923,792	20,760,522	14,880,522
TOTAL				
Conservation Commission Fund	150,442,898	172,752,997	199,887,159	179,943,372
Total Full-time Equivalent Employees	1,538.15	1,790.81	1,948.31	1,790.81
Other Funds	1,538.15	1,790.81	1,948.31	1,790.81

¹ Does not include \$1,993,245 appropriated in House Bill 14 (2022) introduced January 5, 2022 during the second regular session of the 101st General Assembly. See the Supplemental section of the Missouri Budget for details regarding the additional Department of Conservation supplemental appropriations.

² Does not include \$35,000,000 appropriated in House Bill 20 (2022). See the American Rescue Plan Act section of the Missouri Budget for details regarding the additional Department of Conservation appropriations.

Fiscal Year 2023 Governor's Recommendations

- \$654,400 Conservation Commission Fund for various information technology and connectivity upgrades.
- \$550,000 Conservation Commission Fund for heavy equipment, fleet vehicles, and other equipment replacements.
- \$500,000 Conservation Commission Fund for grants to support job skills training for underserved youth in habitat restoration and management.
- \$430,000 Conservation Commission Fund for the Missouri Outdoor Recreation Management Program.
- \$377,000 Conservation Commission Fund for radio repeater replacements.
- \$220,000 Conservation Commission Fund for an increase to employee health insurance premiums.
- \$200,000 Conservation Commission Fund for a biodiversity trading program.
- \$200,000 Conservation Commission Fund for support of fish production at hatcheries.
- \$73,886 Conservation Commission Fund for development and delivery of process improvement and performance management within the department.
- \$4,757,327 Conservation Commission Fund for the remaining pay periods of the pay plan proposed to begin February 1, 2022.
- \$769,263 Conservation Commission Fund for the remaining pay periods of the Fiscal Year 2022 approved pay plan.
- (\$1,000,001) Conservation Commission Fund core reduction from the Fiscal Year 2022 appropriation level.
- (\$541,500) Conservation Commission Fund core reduction for one-time expenditures.

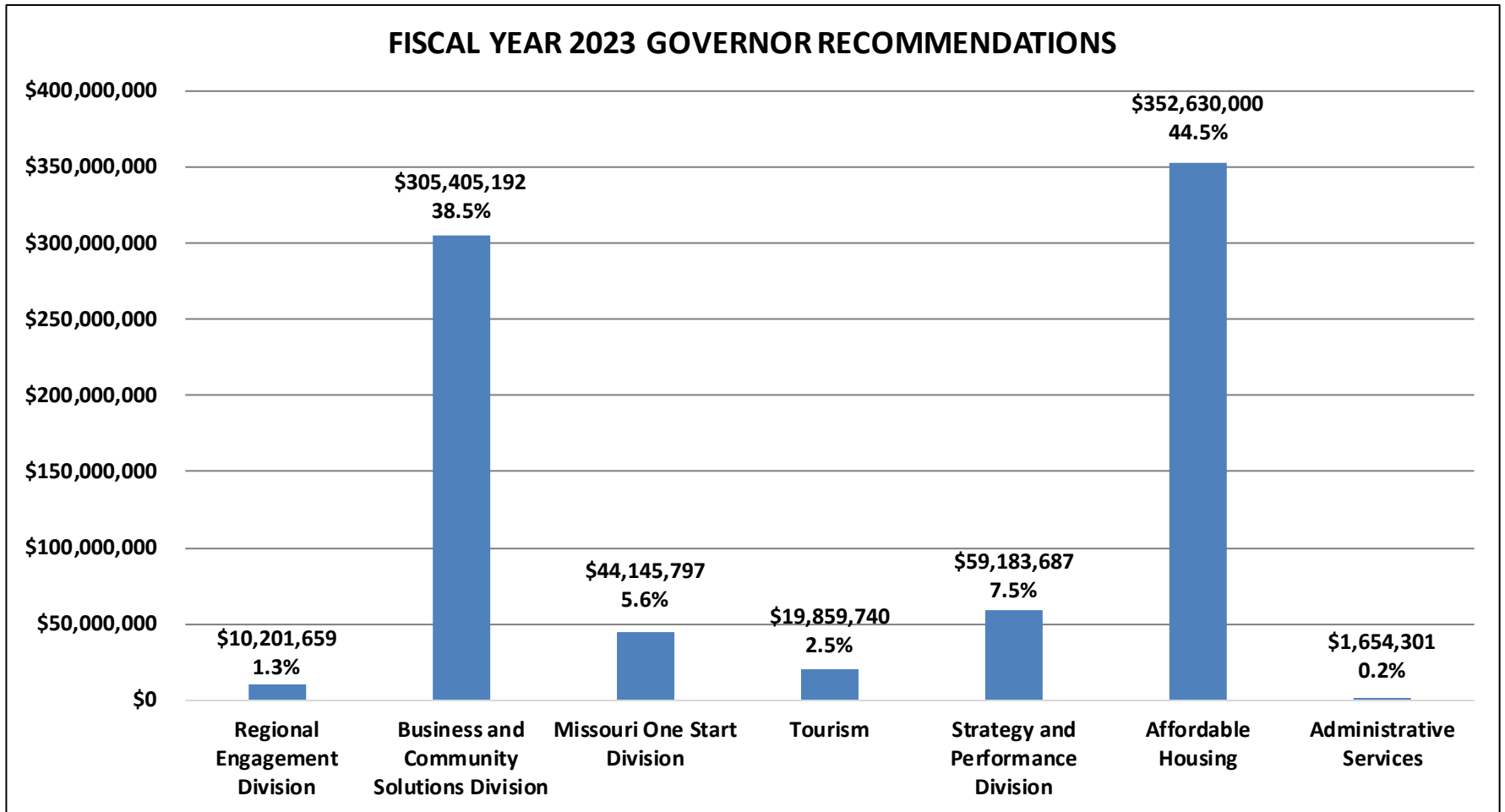
DEPARTMENT OF ECONOMIC DEVELOPMENT

FINANCIAL SUMMARY

	FY 2021 EXPENDITURE	FY 2022 APPROPRIATION	FY 2023 REQUEST	FY 2023 GOVERNOR RECOMMENDS
Regional Engagement Division	\$ 4,089,696	\$ 4,743,160	\$ 10,086,767	\$ 10,201,659
Business and Community Solutions Division	71,125,081	188,809,389	341,607,874	305,405,192
Missouri One Start Division	19,821,917	33,064,348	44,093,110	44,145,797
Tourism	18,014,003	20,809,914	20,181,126	19,859,740
Strategy and Performance Division	1,667,039	12,171,671	59,113,323	59,183,687
Affordable Housing	340,730,435	471,144,749	352,630,000	352,630,000
Administrative Services	1,140,551	1,497,965	1,509,922	1,654,301
State Legal Expense Fund Transfer	0	1	1	1
DEPARTMENTAL TOTAL	\$ 456,588,722	\$ 732,241,197 ¹	\$ 829,222,123	\$ 793,080,377 ²
General Revenue Fund	62,317,792	71,826,113	88,502,966	88,536,473
Federal Funds	34,360,368	114,035,569	128,494,546	128,602,939
Federal Stimulus Funds	337,542,257	506,818,145	569,403,458	533,033,967
Other Funds	22,368,305	39,561,370	42,821,153	42,906,998
Total Full-time Equivalent Employees	137.28	159.01	173.01	168.01
General Revenue Fund	66.72	73.60	77.60	77.60
Federal Funds	28.53	29.18	36.18	32.18
Other Funds	42.03	56.23	59.23	58.23

¹ Does not include \$2,126,014 appropriated in House Bill 14 (2022) introduced January 5, 2022 during the second regular session of the 101st General Assembly and does not include \$8,259,837 recommended in Fiscal Year 2022 Supplemental Appropriations. See the Supplemental section of the Missouri budget for details regarding the Department of Economic Development supplemental appropriations.

² Does not include \$686,652,393 appropriated in House Bill 20 (2022). See the American Rescue Plan Act section of the Missouri budget for details regarding the additional Department of Economic Development appropriations.



**DEPARTMENT OF ECONOMIC DEVELOPMENT
REGIONAL ENGAGEMENT DIVISION**

FINANCIAL SUMMARY

	FY 2021 EXPENDITURE	FY 2022 APPROPRIATION	FY 2023 GOVERNOR RECOMMENDS
Regional Engagement	\$ 1,089,696	\$ 1,743,160	\$ 4,701,659
International Trade and Investment Offices	0	0	1,500,000
Business Recruitment and Marketing	3,000,000	3,000,000	4,000,000
TOTAL	\$ 4,089,696	\$ 4,743,160	\$ 10,201,659
General Revenue Fund	810,947	1,197,264	2,366,630
Federal Funds	270,120	511,577	541,226
Other Funds	3,008,629	3,034,319	7,293,803
Total Full-time Equivalent Employees	18.55	25.61	38.06

The Regional Engagement Division fosters regional economic growth by coordinating the delivery of tailored solutions for business retention and expansion and community development projects.

REGIONAL ENGAGEMENT

The Regional Engagement Division serves as the first and primary contact for the Department of Economic Development’s local partners and business and community customers as they access state and federal agency resources. The division consists of six regional teams that span the entire state.

Fiscal Year 2023 Governor’s Recommendations

- \$226,000 and four staff for regional engagement teams.
- \$114,892 for the remaining pay periods of the pay plan proposed to begin February 1, 2022, including \$87,822 general revenue.
- \$17,266 for the remaining pay periods of the Fiscal Year 2022 approved pay plan, including \$12,441 general revenue.
- \$2,602,411 and 8.45 staff reallocated from the Business and Community Solutions Division, including \$845,173 general revenue.
- (\$2,070) transferred to the Office of Administration’s Division of Facilities Management, Design and Construction.

INTERNATIONAL TRADE AND INVESTMENT OFFICES

The purpose of Missouri’s International Trade and Investment Offices, located in Canada, China, Europe, India, Israel, Japan, the Republic of Korea, Mexico, the United Arab Emirates, and the United States, is to increase the number of Missouri companies exporting, increase the volume of Missouri exports to international markets, and increase foreign direct investments in Missouri. Each office provides trade counseling and technical advice to Missouri interests regarding possible market entry strategies. The International Trade and Investment Offices also provide technical information about the Department’s incentive programs and client solutions, which includes preparing comprehensive investment packages on behalf of the state and its partners.

Fiscal Year 2023 Governor’s Recommendations

- \$1,500,000 Economic Development Advancement Fund reallocated from the Business and Community Solutions Division.

**DEPARTMENT OF ECONOMIC DEVELOPMENT
REGIONAL ENGAGEMENT DIVISION**

BUSINESS RECRUITMENT AND MARKETING

Business Recruitment and Marketing markets the state both nationally and internationally to effectively produce new business recruitment leads in order to bring new investment opportunities and create new high quality jobs in Missouri. In 2007, the General Assembly authorized a new public-private partnership model by creating the Economic Development Advancement Fund. Currently, the Department contracts for these services through the Hawthorn Foundation, which subcontracts with the Missouri Partnership, a public-private economic development partnership. The Missouri Partnership works at state, regional, and local levels to increase the visibility of Missouri as a globally competitive business location.

Fiscal Year 2023 Governor's Recommendations

- \$1,000,000 Economic Development Advancement Fund for regionally targeted marketing.

**DEPARTMENT OF ECONOMIC DEVELOPMENT
BUSINESS AND COMMUNITY SOLUTIONS DIVISION**

FINANCIAL SUMMARY

	FY 2021 EXPENDITURE	FY 2022 APPROPRIATION	FY 2023 GOVERNOR RECOMMENDS
Business and Community Solutions	\$ 3,226,100	\$ 7,780,289	\$ 12,157,845
International Trade and Investment Offices	1,244,700	1,500,000	0
Missouri Technology Investment	970,000	3,000,000	4,000,000
Community Development Block Grant Program	27,114,104	135,123,396	135,123,396
State Small Business Credit Initiative	0	0	94,855,803
Community Redevelopment and Assistance	38,570,177	41,405,704	59,268,148
TOTAL	\$ 71,125,081	\$ 188,809,389	\$ 305,405,192
General Revenue Fund	35,211,434	40,915,799	46,159,944
Federal Funds	33,983,422	143,513,154	258,091,124
Other Funds	1,930,225	4,380,436	1,154,124
Total Full-time Equivalent Employees	50.79	59.45	53.00

The Business and Community Solutions Division fosters regional economic growth by addressing economic development challenges with a combination of subject matter expertise, program administration, and innovative problem solving. The Division houses many of the state’s core economic development tools and programs, which it uses in close collaboration with the Regional Engagement Division to develop tailored solutions for business retention and expansion and community development projects.

Fiscal Year 2023 Governor’s Recommendations

- \$6,800,000 federal funds and one staff for two grants available through the American Rescue Plan Act.
- \$154,664 for the remaining pay periods of the pay plan proposed to begin February 1, 2022, including \$66,826 general revenue.
- \$25,303 for the remaining pay periods of the Fiscal Year 2022 approved pay plan, including \$10,835 general revenue.
- (\$2,602,411) and (8.45) staff reallocated to the Regional Engagement Division, including (\$845,173) general revenue.

INTERNATIONAL TRADE AND INVESTMENT OFFICES

The purpose of Missouri’s International Trade and Investment Offices, located in Canada, China, Europe, India, Israel, Japan, the Republic of Korea, Mexico, the United Arab Emirates, and the United States, is to increase the number of Missouri companies exporting, increase the volume of Missouri exports to international markets, and increase foreign direct investments in Missouri. Each office provides trade counseling and technical advice to Missouri interests regarding possible market entry strategies. The International Trade and Investment Offices also provide technical information about the Department’s incentive programs and client solutions, which includes preparing comprehensive investment packages on behalf of the state and its partners.

Fiscal Year 2023 Governor’s Recommendations

- (\$1,500,000) Economic Development Advancement Fund reallocated to the Regional Engagement Division.

**DEPARTMENT OF ECONOMIC DEVELOPMENT
BUSINESS AND COMMUNITY SOLUTIONS DIVISION**

MISSOURI TECHNOLOGY INVESTMENT

The Missouri Technology Corporation (MTC) is a public-private partnership created to promote entrepreneurship and foster the growth of new and emerging high-tech companies. Corporation staff focuses on 21st century bioscience industries that build on Missouri's rich history in agriculture. Staff administers the Missouri Technology Investment Fund in support of the following programs:

Innovation Centers – The innovation centers, located in ten communities throughout the state, provide specialized entrepreneurial and small business support services (and often physical incubator space) to transform new ideas and scientific discoveries into Missouri-based businesses that put Missourians to work. The centers often serve as the hub of entrepreneurial activity in their local communities.

Manufacturing Extension Partnership – The Manufacturing Extension Partnership (MEP) is a public-private partnership which includes the U.S. Department of Commerce's National Institute of Standards and Technology and Missouri Enterprise. The MEP assists small and medium-sized manufacturers throughout the state, including innovation center clients that require manufacturing expertise, by bringing the benefits of new technology to bear on traditional industries. The MEP also helps Missouri manufacturers increase productivity, achieve growth objectives, and obtain necessary quality certifications for exporting Missouri-made products.

Fiscal Year 2023 Governor's Recommendations

- \$3,000,000 for the Missouri Technology Corporation.
- (\$2,000,000) core reduction for one-time expenditures.

COMMUNITY DEVELOPMENT BLOCK GRANT PROGRAM

The Community Development Block Grant (CDBG) program is a formula block grant provided to the state of Missouri, 70 percent of which is allocated directly to entitlement cities and 30 percent of which is allocated for non-entitlement areas in the state. The Department administers the 30 percent non-entitlement portion of the program by providing grants for community development activities. These activities must benefit at least 51 percent low and moderate income persons, eliminate slum and blight, or meet urgent threats to health and safety. Typical projects include infrastructure expansion and improvements, downtown revitalization, housing rehabilitation, Americans with Disabilities Act accessibility improvements, and community facility projects.

Fiscal Year 2023 Governor's Recommendations

Continue funding at the current level.

STATE SMALL BUSINESS CREDIT INITIATIVE

The State Small Business Credit Initiative (SSBCI) is a federal initiative that provides funds to states in order to increase the amount of private capital available to small businesses. The SSBCI program in Missouri assists small businesses in accessing credit and venture capital.

Fiscal Year 2023 Governor's Recommendations

- \$94,855,803 federal funds for the State Small Business Credit Initiative.

**DEPARTMENT OF ECONOMIC DEVELOPMENT
BUSINESS AND COMMUNITY SOLUTIONS DIVISION**

SMALL BUSINESS STIMULUS GRANT PROGRAM

The purpose of the Small Business Stimulus Grant Program is to provide grants to small businesses and family-owned farms for reimbursement of costs of business interruption caused by required closures in connection with the COVID-19 public health emergency. Small business is defined as those with 50 or fewer employees.

Fiscal Year 2023 Governor's Recommendations

Continue funding at the current level.

COMMUNITY REDEVELOPMENT AND ASSISTANCE

Community Redevelopment and Assistance consists of the various Tax Increment Financing programs, the Missouri Main Street program, and the Missouri Community Service Commission. These programs promote volunteerism and community services, and administer a range of financing programs through revenue bonds, notes, and tax credits.

Fiscal Year 2023 Governor's Recommendations

- \$12,827,149 federal funds and one staff for the Missouri Community Service Commission.
- \$5,011,657 for current tax increment financing projects.
- \$21,027 federal funds for the remaining pay periods of the pay plan proposed to begin February 1, 2022.
- \$2,611 federal funds for the remaining pay periods of the Fiscal Year 2022 approved pay plan.

**DEPARTMENT OF ECONOMIC DEVELOPMENT
MISSOURI ONE START DIVISION**

FINANCIAL SUMMARY

	FY 2021 EXPENDITURE	FY 2022 APPROPRIATION	FY 2023 GOVERNOR RECOMMENDS
Missouri One Start	\$ 36,827	\$ 41,871	\$ 44,612
Missouri One Start Job Development Fund	5,835,796	6,022,477	17,101,185
Missouri One Start Community College New Jobs Training	7,153,985	16,000,000	11,000,000
Missouri One Start Community College Job Retention Training	6,795,309	11,000,000	16,000,000
TOTAL	\$ 19,821,917	\$ 33,064,348	\$ 44,145,797
General Revenue Fund	5,872,623	6,064,348	17,145,797
Other Funds	13,949,294	27,000,000	27,000,000
Total Full-time Equivalent Employees	8.99	9.00	12.00

The Missouri One Start Division fosters regional economic growth by delivering tailored workforce solutions that make businesses more competitive, so they can create and retain jobs in Missouri. The Missouri One Start Division provides dedicated staff, funding assistance, and targeted marketing to assist businesses with recruiting and training workers.

Fiscal Year 2023 Governor’s Recommendations

- \$2,326 for the remaining pay periods of the pay plan proposed to begin February 1, 2022.
- \$415 for the remaining pay periods of the Fiscal Year 2022 approved pay plan.
- Three staff for the Missouri One Start Program.

MISSOURI ONE START JOB DEVELOPMENT FUND

The Missouri One Start Job Development Fund helps new and expanding businesses by providing and covering the costs of training. In addition, this fund provides assistance to existing businesses for the purpose of upgrading workers’ skills. The Missouri One Start Training Program assists small, medium, and large companies that are either creating jobs or making significant capital investment. The name of this fund was previously the Missouri Works Job Development Fund.

Fiscal Year 2023 Governor’s Recommendations

- \$11,022,155 for the Missouri One Start Program.
- \$50,361 for increased transfer to the Missouri One Start Job Development Fund for the remaining pay periods of the pay plan proposed to begin February 1, 2022 and related fringe costs.
- \$6,192 for increased transfer to the Missouri One Start Job Development Fund for the remaining pay periods of the Fiscal Year 2022 approved pay plan and related fringe costs.

MISSOURI ONE START COMMUNITY COLLEGE NEW JOBS TRAINING PROGRAM

The Missouri One Start Community College New Jobs Training Program provides an incentive for the creation of new jobs by providing education and training of workers for new or expanding industries. The program is operated locally by community colleges and is used to attract a large number of new jobs. The name of the fund associated with this program was previously Missouri Works Community College New Jobs Training Fund.

Fiscal Year 2023 Governor’s Recommendations

- (\$5,000,000) Missouri One Start Community College New Jobs Training Fund reallocated to the Missouri One Start Community College Job Retention Training Program.

**DEPARTMENT OF ECONOMIC DEVELOPMENT
MISSOURI ONE START DIVISION**

MISSOURI ONE START COMMUNITY COLLEGE JOB RETENTION TRAINING PROGRAM

The Missouri One Start Community College Job Retention Training Program provides an incentive for the retention of existing jobs by providing education and training to employees of Missouri industries. The program is operated locally by community colleges and used in large job retention situations. The name of the fund associated with this program was previously Missouri Works Community College Job Retention Training Fund.

Fiscal Year 2023 Governor's Recommendations

- \$5,000,000 Missouri One Start Community College Job Retention Training Fund reallocated from the Missouri One Start Community College New Jobs Training Program.

**DEPARTMENT OF ECONOMIC DEVELOPMENT
TOURISM**

FINANCIAL SUMMARY

	FY 2021 EXPENDITURE	FY 2022 APPROPRIATION	FY 2023 GOVERNOR RECOMMENDS
Tourism Commission			
TOTAL	\$ 18,014,003	\$ 20,809,914	\$ 19,859,740
General Revenue Fund	18,007,276	20,785,414	19,835,240
Other Funds	6,727	24,500	24,500
Total Full-time Equivalent Employees	27.45	31.50	30.50

The Division of Tourism is responsible for promoting Missouri as a premier destination for domestic and international travelers. The division implements strategic investments in travel promotion with integrated marketing strategies that provide economic benefits for Missouri. Travel promotion programs spur interest in visiting destinations among potential travelers. Stronger travel interest generates more visitors. The division operates five official welcome centers and works with community-based affiliate welcome centers that meet inspection guidelines. In addition to these duties, the Division of Tourism is responsible for the Missouri Film Office which works to establish a reliable and consistent conduit to Missouri for the creative media industry to stimulate new production work across the state.

Fiscal Year 2023 Governor’s Recommendations

- \$178,614 for increased transfer to the Division of Tourism Supplemental Revenue Fund for the remaining pay periods of the pay plan proposed to begin February 1, 2022 and related fringe costs.
- \$21,212 for increased transfer to the Division of Tourism Supplemental Revenue Fund for the remaining pay periods of the Fiscal Year 2022 approved pay plan and related fringe costs.
- (\$1,150,000) core reduction for one-time expenditures.
- (One) staff core reduction from the Fiscal Year 2022 appropriation level.

**DEPARTMENT OF ECONOMIC DEVELOPMENT
STRATEGY AND PERFORMANCE DIVISION**

FINANCIAL SUMMARY

	FY 2021 EXPENDITURE	FY 2022 APPROPRIATION	FY 2023 GOVERNOR RECOMMENDS
Strategy and Performance			
TOTAL	\$ 1,667,039	\$ 12,171,671	\$ 59,183,687
General Revenue Fund	1,554,598	1,919,269	1,983,080
Federal Funds	64,266	10,080,818	56,817,761
Other Funds	48,175	171,584	382,846
Total Full-time Equivalent Employees	15.38	16.91	17.91

The Strategy and Performance Division provides forward-looking insights to inform the Department of Economic Development’s strategic planning, program development and performance management. It also houses the Department’s legislative, communications and marketing services, and provides subject matter expertise in specialized areas. This division includes the Office of the Missouri Military Advocate, which works to preserve and support Missouri’s military environment, and the Missouri Women’s Council, which works to connect Missouri women and businesses.

Fiscal Year 2023 Governor’s Recommendations

- \$56,180,886 federal funds and one staff for grants to provide broadband access to underserved areas.
- \$548,757 federal funds for the National Security Crossroads Initiative.
- \$200,000 Economic Development Advancement Fund for evaluating and improving department programs.
- \$70,364 for the remaining pay periods of the pay plan proposed to begin February 1, 2022, including \$54,174 general revenue.
- \$12,009 for the remaining pay periods of the Fiscal Year 2022 approved pay plan, including \$9,637 general revenue.
- (\$10,000,000) federal funds core reduction for one-time expenditures.

**DEPARTMENT OF ECONOMIC DEVELOPMENT
AFFORDABLE HOUSING**

FINANCIAL SUMMARY

	FY 2021 EXPENDITURE	FY 2022 APPROPRIATION	FY 2023 GOVERNOR RECOMMENDS
Missouri Housing Development Commission			
TOTAL	\$ 340,730,435	\$ 471,144,749	\$ 352,630,000
Federal Funds	337,542,257	466,694,749	346,130,000
Other Funds	3,188,178	4,450,000	6,500,000
Total Full-time Equivalent Employees	0.00	0.00	0.00

MISSOURI HOUSING TRUST

The Missouri Housing Development Commission administers the Missouri Housing Trust Fund, which provides grants to housing service providers to help meet the needs of very low income families and individuals. Funding is available for a variety of housing needs, such as homeless prevention, rehabilitation or construction of rental housing, rental assistance, and home repair. The Missouri Housing Trust Fund is funded through a \$3 recording fee authorized in Section 59.319, RSMo.

Fiscal Year 2023 Governor’s Recommendations

- \$216,000,000 federal funds for Emergency Rental Assistance.
- \$126,000,000 federal funds for Homeowner Assistance.
- \$2,050,000 Missouri Housing Trust Fund for grants to assist low-income persons and families.
- \$4,130,000 federal funds transferred from the Department of Social Services for the Emergency Solutions Program.
- (\$466,694,749) federal funds core reduction for one-time expenditures.

**DEPARTMENT OF ECONOMIC DEVELOPMENT
ADMINISTRATIVE SERVICES**

FINANCIAL SUMMARY

	FY 2021 EXPENDITURE	FY 2022 APPROPRIATION	FY 2023 GOVERNOR RECOMMENDS
Administrative Services			
TOTAL	\$ 1,140,551	\$ 1,497,965	\$ 1,654,301
General Revenue Fund	860,914	944,018	1,045,781
Federal Funds	42,560	53,416	56,795
Other Funds	237,077	500,531	551,725
Total Full-time Equivalent Employees	16.12	16.54	16.54

The Administrative Services Division provides direction and guidance to the department. This division aligns the work of each of the other divisions through coordinated policy development, legislative planning, legal assistance, communications, and public information. The Administrative Services Division also provides centralized support in the areas of financial systems, personnel functions, budget, and general services.

Fiscal Year 2023 Governor's Recommendations

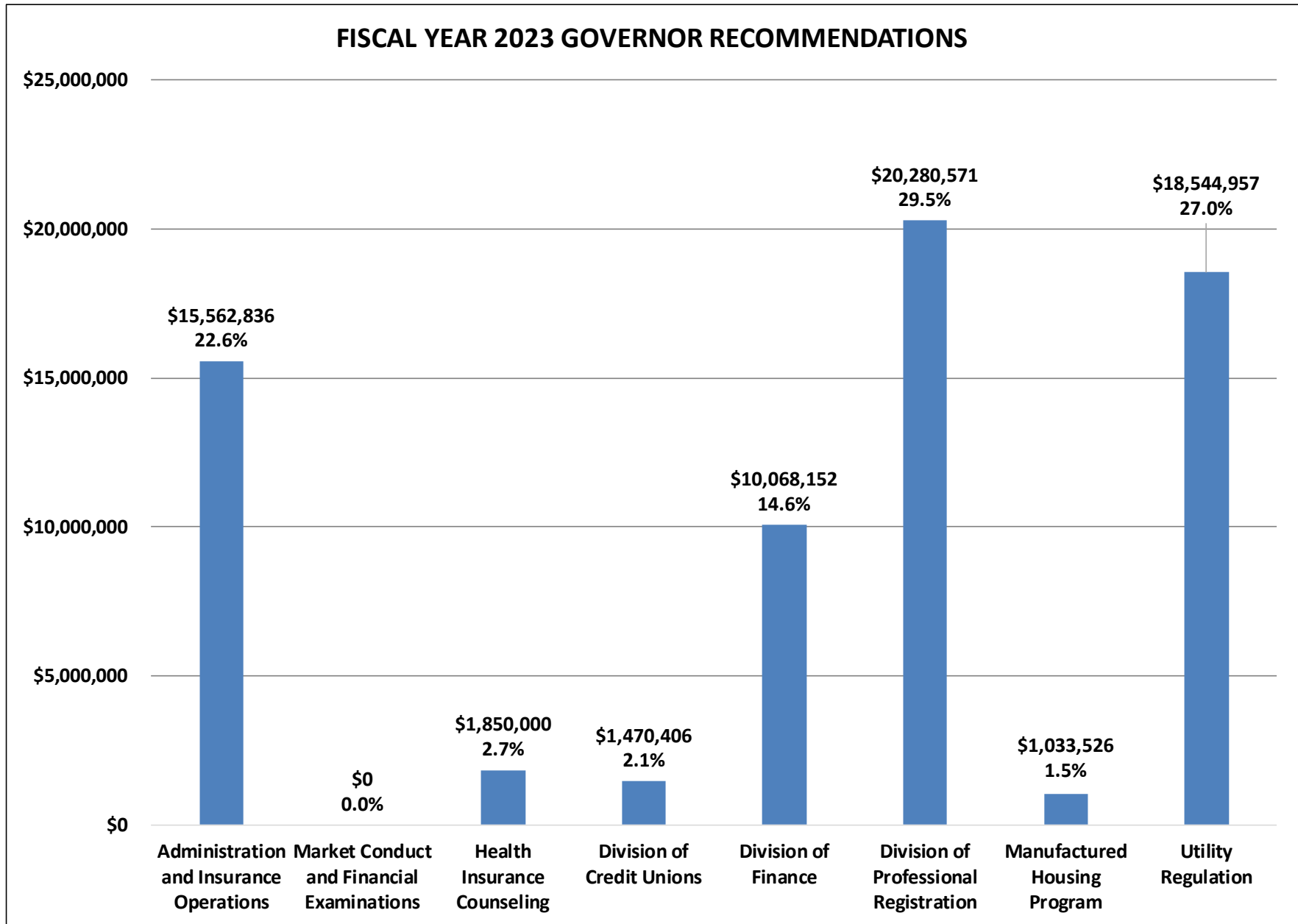
- \$73,886 for development and delivery of process improvement and performance management within the department, including \$44,332 general revenue.
- \$70,493 for the remaining pay periods of the pay plan proposed to begin February 1, 2022, including \$49,052 general revenue.
- \$11,957 for the remaining pay periods of the Fiscal Year 2022 approved pay plan, including \$8,379 general revenue.

DEPARTMENT OF COMMERCE & INSURANCE

FINANCIAL SUMMARY

	FY 2021 EXPENDITURE	FY 2022 APPROPRIATION	FY 2023 REQUEST	FY 2023 GOVERNOR RECOMMENDS
Administration and Insurance Operations	\$ 9,722,433	\$ 11,385,362	\$ 11,478,533	\$ 15,562,836
Market Conduct and Financial Examinations	2,746,249	4,338,149	4,374,014	0
Health Insurance Counseling	1,600,000	1,600,000	1,850,000	1,850,000
Division of Credit Unions	1,075,935	1,389,428	1,401,678	1,470,406
Division of Finance	7,819,394	9,509,765	9,594,243	10,068,152
Division of Professional Registration	13,357,993	19,339,390	19,445,035	20,280,571
Manufactured Housing Program	328,706	999,539	1,003,530	1,033,526
Utility Regulation	12,643,047	17,508,932	17,772,078	18,544,957
State Legal Expense Fund Transfer	0	1	1	1
DEPARTMENTAL TOTAL	\$ 49,293,757	\$ 66,070,566	\$ 66,919,112	\$ 68,810,449
General Revenue Fund	907,157	1,053,589	1,062,987	1,125,630
Federal Funds	1,400,000	1,400,000	1,650,000	1,650,000
Other Funds	46,986,600	63,616,977	64,206,125	66,034,819
Total Full-time Equivalent Employees	700.79	769.08	771.08	764.22
General Revenue Fund	12.46	16.00	16.00	16.00
Other Funds	688.33	753.08	755.08	748.22

¹ Does not include \$1,239,021 appropriated in House Bill 14 (2022) introduced January 5, 2022 during the second regular session of the 101st General Assembly. See the Supplemental section of the Missouri Budget for details regarding the Department of Commerce and Insurance supplemental appropriations.



**DEPARTMENT OF COMMERCE & INSURANCE
ADMINISTRATION AND INSURANCE OPERATIONS**

FINANCIAL SUMMARY

	FY 2021 EXPENDITURE	FY 2022 APPROPRIATION	FY 2023 GOVERNOR RECOMMENDS
Administration	\$ 149,157	\$ 186,030	\$ 272,364
Insurance Operations	9,573,276	11,199,332	15,290,472
TOTAL	\$ 9,722,433	\$ 11,385,362	\$ 15,562,836
General Revenue Fund	7,170	10,000	10,000
Other Funds	9,715,263	11,375,362	15,552,836
Total Full-time Equivalent Employees	147.78	161.63	198.07

ADMINISTRATION

Certain administrative functions such as policy development, legislative coordination, communications (public information), research, and accounting are centralized to provide more efficient services. Staff provides these functions centrally with the costs allocated to the appropriate divisions within the department, based on usage.

INSURANCE OPERATIONS

Insurance staff is responsible for overseeing the insurance industry’s compliance with Missouri insurance laws and regulations, and protecting the interests of Missouri insurance-buying consumers. Examples of specific duties include licensing insurance producers (agents and agencies), investigating consumer complaints, collecting premium taxes paid by insurance companies, and providing information to consumers each year through the complaint process, the Insurance Consumer Hotline, the department’s website and outreach events.

This division is also responsible for financial and market conduct examinations. Financial examinations ensure that insurance companies have sufficient reserves to pay consumer claims. Market conduct examinations of insurance companies serve to verify that policyholders and beneficiaries receive the full benefits from the contracts by which they and the insurer have agreed.

Fiscal Year 2023 Governor’s Recommendations

- \$73,886 other funds for development and delivery of process improvement and performance management within the department.
- \$768,884 other funds for the remaining pay periods of the pay plan proposed to begin February 1, 2022.
- \$129,036 other funds for the remaining pay periods of the Fiscal Year 2022 approved pay plan.
- \$3,727,572 other funds and 40 staff reallocated from Market Conduct and Financial Examinations.
- (\$521,904) Insurance Dedicated Fund and (3.56) staff core reduction from the Fiscal Year 2022 appropriation level.

**DEPARTMENT OF COMMERCE & INSURANCE
MARKET CONDUCT AND FINANCIAL EXAMINATIONS**

FINANCIAL SUMMARY

	FY 2021 EXPENDITURE	FY 2022 APPROPRIATION	FY 2023 GOVERNOR RECOMMENDS
Market Conduct and Financial Examinations			
TOTAL	\$ 2,746,249	\$ 4,338,149	\$ 0
Other Funds	2,746,249	4,338,149	0
Total Full-time Equivalent Employees	34.33	43.30	0.00

The department performs both financial and market conduct examinations. Financial examinations ensure that insurance companies have sufficient reserves to pay consumer claims. Market conduct examinations of insurance companies serve to verify that policyholders and beneficiaries receive the full benefits from the contracts by which they and the insurer have agreed.

Fiscal Year 2023 Governor's Recommendations

- (\$3,727,572) Insurance Examiners Fund and (40) staff reallocated to Insurance Operations.
- (\$610,577) Insurance Examiners Fund and (3.30) staff core reduction from the Fiscal Year 2022 appropriation level.

**DEPARTMENT OF COMMERCE & INSURANCE
HEALTH INSURANCE COUNSELING**

FINANCIAL SUMMARY

	FY 2021 EXPENDITURE	FY 2022 APPROPRIATION	FY 2023 GOVERNOR RECOMMENDS
Health Insurance Counseling			
TOTAL	\$ 1,600,000	\$ 1,600,000	\$ 1,850,000
Federal Funds	1,400,000	1,400,000	1,650,000
Other Funds	200,000	200,000	200,000
Total Full-time Equivalent Employees	0.00	0.00	0.00

The department sponsors the Missouri State Health Insurance Assistance Program, commonly known as CLAIM. Trained counselors provide free, unbiased advocacy, education, and assistance to people with Medicare and those who help them to make informed decisions about Medicare and related health insurance needs.

Fiscal Year 2023 Governor’s Recommendations

- \$250,000 federal funds for the Community Leaders Assisting the Insured of Missouri (CLAIM) Program.

**DEPARTMENT OF COMMERCE & INSURANCE
DIVISION OF CREDIT UNIONS**

FINANCIAL SUMMARY

	FY 2021 EXPENDITURE	FY 2022 APPROPRIATION	FY 2023 GOVERNOR RECOMMENDS
Division of Credit Unions			
TOTAL	\$ 1,075,935	\$ 1,389,428	\$ 1,470,406
Other Funds	1,075,935	1,389,428	1,470,406
Total Full-time Equivalent Employees	13.03	15.50	15.50

The Division of Credit Unions is responsible for the examination, supervision, chartering, merger, and liquidation of Missouri’s state-chartered credit unions. The division also responds to consumer complaints against credit union services or operations.

Fiscal Year 2023 Governor’s Recommendations

- \$68,728 Division of Credit Unions Fund for the remaining pay periods of the pay plan proposed to begin February 1, 2022.
- \$12,250 Division of Credit Unions Fund for the remaining pay periods of the Fiscal Year 2022 approved pay plan.

**DEPARTMENT OF COMMERCE & INSURANCE
DIVISION OF FINANCE**

FINANCIAL SUMMARY

	FY 2021 EXPENDITURE	FY 2022 APPROPRIATION	FY 2023 GOVERNOR RECOMMENDS
Division of Finance			
TOTAL	\$ 7,819,394	\$ 9,509,765	\$ 10,068,152
Other Funds	7,819,394	9,509,765	10,068,152
Total Full-time Equivalent Employees	96.38	107.15	107.15

The Division of Finance is responsible for the incorporation and regulation of Missouri’s state-chartered banks, non-deposit trust companies, and savings and loan associations. The division also licenses and regulates consumer credit companies, credit services organizations, money order companies, mortgage broker companies, and mortgage loan originators. Primary objectives include ensuring the safety and soundness of these institutions and the monitoring of compliance with laws and regulations, thereby safeguarding the funds of depositors and maintaining public confidence in Missouri’s financial system.

Fiscal Year 2023 Governor’s Recommendations

- \$473,909 Division of Finance Fund for the remaining pay periods of the pay plan proposed to begin February 1, 2022.
- \$84,478 Division of Finance Fund for the remaining pay periods of the Fiscal Year 2022 approved pay plan.

**DEPARTMENT OF COMMERCE & INSURANCE
DIVISION OF PROFESSIONAL REGISTRATION**

FINANCIAL SUMMARY

	FY 2021 EXPENDITURE	FY 2022 APPROPRIATION	FY 2023 GOVERNOR RECOMMENDS
Administration	\$ 4,534,510	\$ 6,012,321	\$ 6,360,076
State Board of Accountancy	542,130	568,189	598,523
State Board for Architects, Professional Engineers, Land Surveyors and Landscape Architects	478,691	694,588	739,544
State Board of Chiropractic Examiners	48,324	132,146	132,146
Missouri Dental Board	323,073	621,171	654,635
State Board of Embalmers and Funeral Directors	97,340	164,836	164,836
State Board of Registration for the Healing Arts	2,384,009	2,775,138	2,967,899
State Board of Nursing	2,046,527	3,931,740	4,043,329
State Board of Optometry	4,711	35,188	35,188
State Board of Pharmacy	1,607,811	2,676,164	2,770,302
State Board of Podiatric Medicine	2,215	13,760	13,760
Missouri Real Estate Commission	1,048,144	1,289,156	1,375,340
Missouri Veterinary Medical Board	37,615	108,659	108,659
State Board of Cosmetology and Barber Examiners	202,893	316,334	316,334
TOTAL	\$ 13,357,993	\$ 19,339,390	\$ 20,280,571
Other Funds	13,357,993	19,339,390	20,280,571
Total Full-time Equivalent Employees	216.80	226.50	226.50

The Division of Professional Registration is responsible for supporting professional licensing boards and commissions in licensing and regulating the activities of Missourians. The division serves and protects the public by providing an accessible, responsible, and accountable regulatory system to ensure that Missouri consumers benefit from competent practitioners. Each licensing entity licenses qualified professionals by ensuring that minimum requirements have been met. In addition, each entity must appropriately enforce standards through the inspection of facilities and the investigation of complaints.

Fiscal Year 2023 Governor's Recommendations

ADMINISTRATION

- \$308,753 Professional Registration Fees Fund for the remaining pay periods of the pay plan proposed to begin February 1, 2022.
- \$39,002 Professional Registration Fees Fund for the remaining pay periods of the Fiscal Year 2022 approved pay plan.

STATE BOARD OF ACCOUNTANCY

- \$27,170 State Board of Accountancy Fund for the remaining pay periods of the pay plan proposed to begin February 1, 2022.
- \$3,164 State Board of Accountancy Fund for the remaining pay periods of the Fiscal Year 2022 approved pay plan.

STATE BOARD FOR ARCHITECTS, PROFESSIONAL ENGINEERS, LAND SURVEYORS AND LANDSCAPE ARCHITECTS

- \$41,082 State Board for Architects, Professional Engineers, Professional Land Surveyors and Professional Landscape Architects Fund for the remaining pay periods of the pay plan proposed to begin February 1, 2022.
- \$3,874 State Board for Architects, Professional Engineers, Professional Land Surveyors and Professional Landscape Architects Fund for the remaining pay periods of the Fiscal Year 2022 approved pay plan.

STATE BOARD OF CHIROPRACTIC EXAMINERS

Continue funding at the current level.

**DEPARTMENT OF COMMERCE & INSURANCE
DIVISION OF PROFESSIONAL REGISTRATION**

MISSOURI DENTAL BOARD

- \$29,674 Dental Board Fund for the remaining pay periods of the pay plan proposed to begin February 1, 2022.
- \$3,790 Dental Board Fund for the remaining pay periods of the Fiscal Year 2022 approved pay plan.

STATE BOARD OF EMBALMERS AND FUNERAL DIRECTORS

Continue funding at the current level.

STATE BOARD OF REGISTRATION FOR THE HEALING ARTS

- \$172,752 Board of Registration for the Healing Arts Fund for the remaining pay periods of the pay plan proposed to begin February 1, 2022.
- \$20,009 Board of Registration for the Healing Arts Fund for the remaining pay periods of the Fiscal Year 2022 approved pay plan.

STATE BOARD OF NURSING

- \$98,190 State Board of Nursing Fund for the remaining pay periods of the pay plan proposed to begin February 1, 2022.
- \$13,399 State Board of Nursing Fund for the remaining pay periods of the Fiscal Year 2022 approved pay plan.

STATE BOARD OF OPTOMETRY

Continue funding at the current level.

STATE BOARD OF PHARMACY

- \$81,745 Board of Pharmacy Fund for the remaining pay periods of the pay plan proposed to begin February 1, 2022.
- \$12,393 Board of Pharmacy Fund for the remaining pay periods of the Fiscal Year 2022 approved pay plan.

STATE BOARD OF PODIATRIC MEDICINE

Continue funding at the current level.

MISSOURI REAL ESTATE COMMISSION

- \$76,170 Real Estate Commission Fund for the remaining pay periods of the pay plan proposed to begin February 1, 2022.
- \$10,014 Real Estate Commission Fund for the remaining pay periods of the Fiscal Year 2022 approved pay plan.

MISSOURI VETERINARY MEDICAL BOARD

Continue funding at the current level.

STATE BOARD OF COSMETOLOGY AND BARBER EXAMINERS

Continue funding at the current level.

**DEPARTMENT OF COMMERCE & INSURANCE
MANUFACTURED HOUSING PROGRAM**

FINANCIAL SUMMARY

	FY 2021 EXPENDITURE	FY 2022 APPROPRIATION	FY 2023 GOVERNOR RECOMMENDS
Manufactured Housing Program			
TOTAL	\$ 328,706	\$ 999,539	\$ 1,033,526
Other Funds	328,706	999,539	1,033,526
Total Full-time Equivalent Employees	5.59	8.00	8.00

MANUFACTURED HOUSING PROGRAM

Under the jurisdiction of the Public Service Commission, the staff of the Manufactured Housing Program oversees the annual registration of home installers, dealers, and manufacturers of new manufactured homes and modular units. Program staff also enforces construction and safety standards, conducts code inspections, addresses consumer complaints, and enforces home set-up and tie-down requirements.

Fiscal Year 2023 Governor’s Recommendations

- \$29,996 Manufactured Housing Fund for the remaining pay periods of the pay plan proposed to begin February 1, 2022.
- \$3,991 Manufactured Housing Fund for the remaining pay periods of the Fiscal Year 2022 approved pay plan.

**DEPARTMENT OF COMMERCE & INSURANCE
UTILITY REGULATION**

FINANCIAL SUMMARY

	FY 2021 EXPENDITURE	FY 2022 APPROPRIATION	FY 2023 GOVERNOR RECOMMENDS
Office of Public Counsel	\$ 899,987	\$ 1,043,588	\$ 1,115,629
Public Service Commission	11,743,060	16,465,344	17,429,328
TOTAL	\$ 12,643,047	\$ 17,508,932	\$ 18,544,957
General Revenue Fund	899,987	1,043,588	1,115,629
Other Funds	11,743,060	16,465,344	17,429,328
Total Full-time Equivalent Employees	186.88	207.00	209.00

OFFICE OF PUBLIC COUNSEL

The Office of Public Counsel is the state’s consumer advocate in matters of utility ratemaking and regulation. Attorneys and technical staff analyze utility rate cases and provide testimony and cross-examination in hearings held before the Public Service Commission. The Public Counsel also has the right to appeal Public Service Commission cases through the court system. Through the Ombudsman for Property Rights, the Public Counsel provides guidance to citizens regarding the condemnation process and procedures.

Fiscal Year 2023 Governor’s Recommendations

- \$62,643 for the remaining pay periods of the pay plan proposed to begin February 1, 2022.
- \$9,398 for the remaining pay periods of the Fiscal Year 2022 approved pay plan.

PUBLIC SERVICE COMMISSION

The Public Service Commission (PSC) regulates the rates and practices of investor-owned natural gas, electric, steam, water, and sewer utilities. The commission has limited regulatory authority over investor-owned telephone companies. The PSC also administers safety standards for the rural electric cooperatives and municipal natural gas systems, maintains a registry of state video service providers, and registers Voice over Internet Protocol (VoIP) service providers. In addition, the PSC administers the Relay Missouri service, which gives hearing-impaired citizens access to the telephone network.

Fiscal Year 2023 Governor’s Recommendations

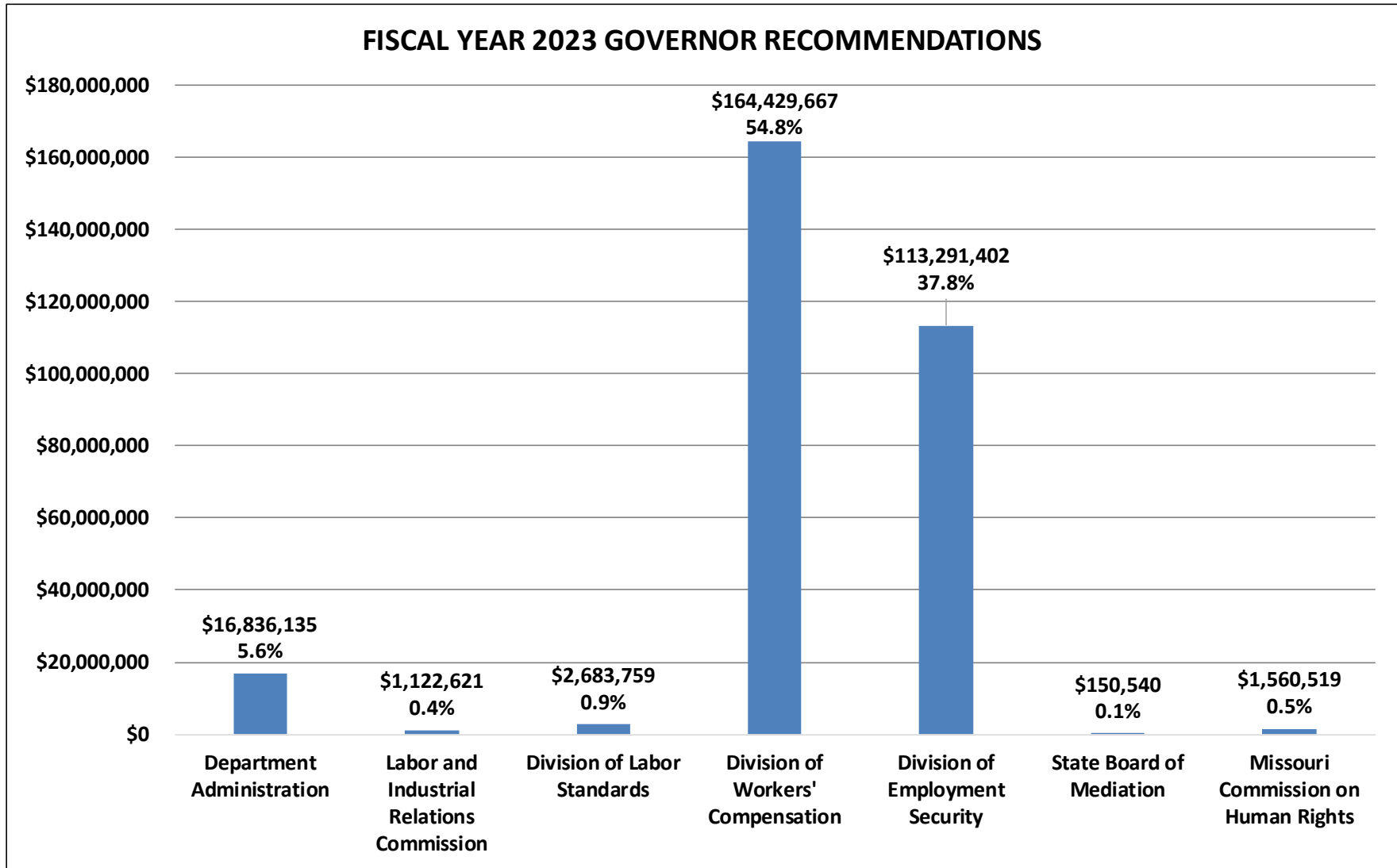
- \$138,078 Public Service Commission Fund and two staff for implementation of SB 44 (2021).
- \$710,236 Public Service Commission Fund for the remaining pay periods of the pay plan proposed to begin February 1, 2022.
- \$115,670 Public Service Commission Fund for the remaining pay periods of the Fiscal Year 2022 approved pay plan.

DEPARTMENT OF LABOR AND INDUSTRIAL RELATIONS

FINANCIAL SUMMARY

	FY 2021 EXPENDITURE	FY 2022 APPROPRIATION	FY 2023 REQUEST	FY 2023 GOVERNOR RECOMMENDS
Department Administration	\$ 9,046,138	\$ 16,025,758	\$ 15,507,047	\$ 16,836,135
Labor and Industrial Relations Commission	972,601	1,056,698	1,066,573	1,122,621
Division of Labor Standards	1,701,124	2,532,091	2,515,381	2,683,759
Division of Workers' Compensation	86,918,228	119,097,024	163,905,575	164,429,667
Division of Employment Security	59,094,258	158,147,697	110,343,986	113,291,402
State Board of Mediation	17,494	142,261	143,480	150,540
Missouri Commission on Human Rights	1,110,955	1,461,108	1,473,789	1,560,519
State Legal Expense Fund Transfer	0	1	1	1
DEPARTMENTAL TOTAL	\$ 158,860,798	\$ 298,462,638	\$ 294,955,832	\$ 300,074,644
General Revenue Fund	1,852,928	2,388,761	2,557,953	2,713,201
Federal Funds	31,962,977	66,161,529	62,530,014	64,770,494
Federal Stimulus Funds	33,797,553	100,042,235	55,265,157	57,164,454
Martin Luther King, Jr. State Celebration Commission Fund	0	5,000	5,000	5,000
Tort Victims' Compensation Fund	7,563,160	3,704,836	48,704,836	48,704,836
Workers' Compensation Fund	11,698,510	12,952,674	12,861,775	13,624,952
Workers' Compensation - Second Injury Fund	70,575,386	105,060,833	105,060,833	105,060,833
War on Terror Unemployment Compensation Fund	0	40,000	40,000	40,000
Child Labor Enforcement Fund	2,947	79,687	79,687	79,687
Workers Memorial Fund	0	150,000	0	0
Special Employment Security Fund	1,357,113	7,351,300	7,325,354	7,358,930
Unemployment Automation Fund	3	457,292	461,659	486,184
State Mine Inspection Fund	50,221	68,491	63,564	66,073
Total Full-time Equivalent Employees	641.77	800.12	800.12	795.12
General Revenue Fund	19.75	22.22	22.22	22.22
Federal Funds	467.17	599.54	603.54	598.54
Other Funds	154.85	178.36	174.36	174.36

¹ Does not include \$1,669,922 appropriated in House Bill 14 (2022) introduced January 5, 2022 during the second regular session of the 101st General Assembly and does not include \$46,742,881 recommended in Fiscal Year 2022 Supplemental Appropriations. See the Supplemental section of the Missouri Budget for details regarding the Department of Labor and Industrial Relations supplemental appropriations.



**DEPARTMENT OF LABOR AND INDUSTRIAL RELATIONS
DEPARTMENT ADMINISTRATION**

FINANCIAL SUMMARY

	FY 2021 EXPENDITURE	FY 2022 APPROPRIATION	FY 2023 GOVERNOR RECOMMENDS
Director and Staff	\$ 971,610	\$ 1,010,000	\$ 1,010,000
Administrative Services	8,074,528	15,015,758	15,826,135
TOTAL	\$ 9,046,138	\$ 16,025,758	\$ 16,836,135
General Revenue Fund	586,174	678,737	715,884
Federal Funds	5,933,745	12,817,983	13,330,144
Other Funds	2,526,219	2,529,038	2,790,107
Total Full-time Equivalent Employees	41.19	47.65	52.65

The Director’s Office provides leadership and supervision in the areas of policy, operation, and interagency coordination. Functions centralized within the Director’s Office include administrative services, financial management, human resources, legislative and public relations, research and analysis, and legal services. (Although spending authority is appropriated to Department Administration, for purposes of the Executive Budget, certain funds appear in other divisions of the department to more clearly reflect where dollars are spent.)

Fiscal Year 2023 Governor’s Recommendations

- \$773,230 federal funds for increased transfer to the Department of Labor and Industrial Relations Administrative Fund for the federal cost allocation plan.
- \$29,088 for increased transfer to the Department of Labor and Industrial Relations Administrative Fund for the remaining pay periods of the pay plan proposed to begin February 1, 2022 and related fringe costs.
- \$8,059 for increased transfer to the Department of Labor and Industrial Relations Administrative Fund for the remaining pay periods of the Fiscal Year 2022 approved pay plan and related fringe costs.
- \$261,069 other funds reallocated for realignment of the federal cost allocation plan.
- Five staff reallocated from various divisions.
- (\$261,069) federal funds reallocated for realignment of the federal cost allocation plan.

**DEPARTMENT OF LABOR AND INDUSTRIAL RELATIONS
LABOR AND INDUSTRIAL RELATIONS COMMISSION**

FINANCIAL SUMMARY

	FY 2021 EXPENDITURE	FY 2022 APPROPRIATION	FY 2023 GOVERNOR RECOMMENDS
Labor and Industrial Relations Commission			
TOTAL	\$ 972,601	\$ 1,056,698	\$ 1,122,621
General Revenue Fund	16,935	15,428	16,381
Federal Funds	420,970	485,123	531,565
Other Funds	534,696	556,147	574,675
Total Full-time Equivalent Employees	12.78	13.59	13.59

The three-member Labor and Industrial Relations Commission reviews appeals at the highest administrative level in workers' compensation, unemployment compensation, tort victims' compensation, and prevailing wage cases. The commission conducts hearings and renders written opinions, which are subject to review by the judiciary. The commission is also charged with the statutory authority to approve or disapprove all rules and regulations promulgated by the divisions within the department.

Fiscal Year 2023 Governor's Recommendations

- \$56,048 for the remaining pay periods of the pay plan proposed to begin February 1, 2022, including \$809 general revenue.
- \$9,875 for the remaining pay periods of the Fiscal Year 2022 approved pay plan, including \$144 general revenue.
- \$15,364 federal funds reallocated for realignment of the federal cost allocation plan.
- (\$15,364) other funds reallocated for realignment of the federal cost allocation plan.

**DEPARTMENT OF LABOR AND INDUSTRIAL RELATIONS
DIVISION OF LABOR STANDARDS**

FINANCIAL SUMMARY

	FY 2021 EXPENDITURE	FY 2022 APPROPRIATION	FY 2023 GOVERNOR RECOMMENDS
Administration	\$ 488,461	\$ 703,816	\$ 772,021
On-Site Safety and Health Program	856,848	1,223,975	1,261,493
Mine Safety and Health Training Program	355,815	604,300	650,245
TOTAL	\$ 1,701,124	\$ 2,532,091	\$ 2,683,759
General Revenue Fund	394,997	476,693	562,390
Federal Funds	879,868	1,522,282	1,562,564
Other Funds	426,259	533,116	558,805
Total Full-time Equivalent Employees	30.60	36.72	36.72

The Division of Labor Standards exists to ensure the proper payment, safety, and health of Missouri workers. Staff conducts regular and special on-site inspections of businesses, industries, and commercial mines and caves. The division also provides free on-site safety and health consultations at the request of employers; ensures compliance with statutory provisions governing wage rates for public works projects; and conducts on-site inspections to assure compliance with Missouri’s Child Labor Law.

Fiscal Year 2023 Governor’s Recommendations

- \$50,250 for the Mine and Cave Safety Program.
- \$118,128 for the remaining pay periods of the pay plan proposed to begin February 1, 2022, including \$31,163 general revenue.
- \$18,290 for the remaining pay periods of the Fiscal Year 2022 approved pay plan, including \$4,284 general revenue.
- (\$35,000) federal funds core reduction from the Fiscal Year 2022 appropriation level.

**DEPARTMENT OF LABOR AND INDUSTRIAL RELATIONS
DIVISION OF WORKERS' COMPENSATION**

FINANCIAL SUMMARY

	FY 2021 EXPENDITURE	FY 2022 APPROPRIATION	FY 2023 GOVERNOR RECOMMENDS
Administration	\$ 8,779,682	\$ 10,336,191	\$ 10,668,834
Second Injury Fund Benefits	70,575,386	105,060,833	105,060,833
Tort Victims' Compensation Payments	7,563,160	3,700,000	48,700,000
TOTAL	\$ 86,918,228	\$ 119,097,024	\$ 164,429,667
General Revenue Fund	249,978	450,000	600,000
Other Funds	86,668,250	118,647,024	163,829,667
Total Full-time Equivalent Employees	126.29	142.25	138.25

ADMINISTRATION

The Division of Workers' Compensation processes all reports of job-related injuries and formal claims for compensation filed with the division under Missouri Workers' Compensation Law. The division also resolves disputes between an employee and employer/insurer through mediation and/or evidentiary hearings, which are conducted by the division's administrative law judges. The division administers the rehabilitation of seriously injured workers, resolves disputes concerning the reasonableness of medical fees and charges, reviews and approves applications by employers or group trusts for self-insurance authority, and investigates allegations of workers' compensation fraud and noncompliance.

Fiscal Year 2023 Governor's Recommendations

- \$150,000 for distribution to families of emergency personnel killed in the line of duty.
- \$524,092 Workers' Compensation Fund for the remaining pay periods of the pay plan proposed to begin February 1, 2022.
- \$44,951 Workers' Compensation Fund for the remaining pay periods of the Fiscal Year 2022 approved pay plan.
- (\$236,400) Workers' Compensation Fund and (four) staff reallocated to Department Administration.
- (\$150,000) Workers Memorial Fund core reduction from the Fiscal Year 2022 appropriation level.

SECOND INJURY FUND BENEFITS

The Workers' Compensation - Second Injury Fund is designed to compensate an injured employee when a current work-related injury combines with a prior injury to create an increased combined disability. The fund is also responsible for payment of medical bills for injured employees when the employer fails to insure its workers' compensation liability. In addition, if an employee is killed, burial expenses and death benefits in the form of weekly payments to the surviving spouse or dependents are paid from the fund. The fund also provides benefits to injured employees undergoing physical rehabilitation. For injuries taking place after August 28, 1998, but no later than December 31, 2013, the fund provides second job lost wage benefits. SB 1, signed into law on July 10, 2013, authorized a supplemental surcharge to provide funding to pay backlogged claims that have been held due to insufficient resources in the Workers' Compensation - Second Injury Fund.

Fiscal Year 2023 Governor's Recommendations

Continue funding at the current level.

**DEPARTMENT OF LABOR AND INDUSTRIAL RELATIONS
DIVISION OF WORKERS' COMPENSATION**

TORT VICTIMS' COMPENSATION PAYMENTS

The Tort Victims' Compensation Fund provides benefits to individuals who have received a final monetary judgment in a civil case but who have been unable to collect all, or part of, the judgment entered against the defendant. The fund's exclusive revenue source is 50 percent of all punitive damage awards entered in civil cases in Missouri. Of this amount, 74 percent is used to pay tort victims, and the remaining 26 percent is transferred to the Basic Civil Legal Services Fund.

Fiscal Year 2023 Governor's Recommendations

- \$45,000,000 Tort Victims' Compensation Fund for the payment of claims to tort victims.

**DEPARTMENT OF LABOR AND INDUSTRIAL RELATIONS
DIVISION OF EMPLOYMENT SECURITY**

FINANCIAL SUMMARY

	FY 2021 EXPENDITURE	FY 2022 APPROPRIATION	FY 2023 GOVERNOR RECOMMENDS
Administration	\$ 28,850,110	\$ 123,005,201	\$ 84,109,345
Special Employment Security Fund	1,091,913	7,102,496	7,142,057
War on Terror Unemployment Compensation Program	0	40,000	40,000
Employment and Training Payments	29,152,235	28,000,000	22,000,000
TOTAL	\$ 59,094,258	\$ 158,147,697	\$ 113,291,402
Federal Funds	58,002,342	150,547,909	105,623,161
Other Funds	1,091,916	7,599,788	7,668,241
Total Full-time Equivalent Employees	408.29	532.21	526.21

ADMINISTRATION

The Division of Employment Security is responsible for determining employer liability, collecting unemployment compensation taxes from liable Missouri employers, paying unemployment benefits to eligible claimants, maintaining wage records of Missouri workers, and investigating cases involving possible fraud and benefit overpayments.

Fiscal Year 2023 Governor’s Recommendations

- \$5,775,190 federal funds for fraud protection and identity verification.
- \$2,913,840 federal and other funds for the remaining pay periods of the pay plan proposed to begin February 1, 2022.
- \$480,420 federal and other funds for the remaining pay periods of the Fiscal Year 2022 approved pay plan.
- (\$48,000,000) federal funds core reduction for one-time expenditures.
- (\$65,306) federal funds and (one) staff reallocated to Department Administration.
- (Five) staff core reduction from the Fiscal Year 2022 appropriation level.

SPECIAL EMPLOYMENT SECURITY FUND

The Special Employment Security Fund receives interest and penalties collected under the provisions of the Missouri Employment Security Law. Expenditures from this fund include refunds of overcollected interest and penalties and administrative expenses of the division not covered by federal monies. Federal interest assessments on Title XII advances to the Unemployment Compensation Trust Fund are also deposited into this fund until payment to the federal government is made.

Fiscal Year 2023 Governor’s Recommendations

- \$33,576 Special Employment Security Fund for the remaining pay periods of the pay plan proposed to begin February 1, 2022.
- \$5,985 Special Employment Security Fund for the remaining pay periods of the Fiscal Year 2022 approved pay plan.

WAR ON TERROR UNEMPLOYMENT COMPENSATION PROGRAM

The War on Terror Unemployment Compensation Program provides enhanced unemployment benefits to veterans of the War on Terror who have been dismissed or demoted as a result of being deployed. Benefits are paid out of the War on Terror Unemployment Compensation Fund, which consists of administrative penalties paid by employers found in violation of the relevant statutory provisions.

Fiscal Year 2023 Governor’s Recommendations

Continue funding at the current level.

**DEPARTMENT OF LABOR AND INDUSTRIAL RELATIONS
DIVISION OF EMPLOYMENT SECURITY**

EMPLOYMENT AND TRAINING PAYMENTS

The Division of Employment Security operates employment and training programs established and funded by the U.S. Department of Labor as authorized by the Disaster Unemployment Assistance and the Trade Adjustment Assistance programs. The division contracts with the Division of Workforce Development and others to provide a full range of services, which include referral to employer job openings, job readiness skills training, referral to classroom or employer training, and payment of support services such as transportation, subsistence, and relocation allowances.

Fiscal Year 2023 Governor's Recommendations

- (\$6,000,000) federal funds core reduction from the Fiscal Year 2022 appropriation level.

**DEPARTMENT OF LABOR AND INDUSTRIAL RELATIONS
STATE BOARD OF MEDIATION**

FINANCIAL SUMMARY

	FY 2021 EXPENDITURE	FY 2022 APPROPRIATION	FY 2023 GOVERNOR RECOMMENDS
State Board of Mediation			
TOTAL	\$ 17,494	\$ 142,261	\$ 150,540
General Revenue Fund	17,494	142,261	150,540
Total Full-time Equivalent Employees	0.26	2.00	2.00

The State Board of Mediation is a quasi-judicial board that is statutorily charged with determining appropriate bargaining units of public employees that request the establishment of such units and conducting elections to determine the exclusive bargaining representative for those units.

Fiscal Year 2023 Governor’s Recommendations

- \$7,060 for the remaining pay periods of the pay plan proposed to begin February 1, 2022.
- \$1,219 for the remaining pay periods of the Fiscal Year 2022 approved pay plan.

**DEPARTMENT OF LABOR AND INDUSTRIAL RELATIONS
MISSOURI COMMISSION ON HUMAN RIGHTS**

FINANCIAL SUMMARY

	FY 2021 EXPENDITURE	FY 2022 APPROPRIATION	FY 2023 GOVERNOR RECOMMENDS
Missouri Commission on Human Rights	\$ 1,057,493	\$ 1,400,918	\$ 1,500,329
Martin Luther King Jr. State Celebration Commission	53,462	60,190	60,190
TOTAL	\$ 1,110,955	\$ 1,461,108	\$ 1,560,519
General Revenue Fund	587,350	625,641	668,005
Federal Funds	523,605	830,467	887,514
Other Funds	0	5,000	5,000
Total Full-time Equivalent Employees	22.36	25.70	25.70

MISSOURI COMMISSION ON HUMAN RIGHTS

The statutory mandate of the Missouri Commission on Human Rights (MCHR) is to prevent and eliminate discrimination as prohibited by the Missouri Human Rights Act. The act requires the MCHR to investigate and resolve complaints of alleged discrimination in the areas of housing, employment, and public accommodations due to race, color, religion, national origin, ancestry, sex, disability, or age (in employment only) and familial status (in housing only). Through its education and outreach program, the MCHR reduces intergroup conflict and discourages illegal discrimination.

Fiscal Year 2023 Governor’s Recommendations

- \$86,730 for the remaining pay periods of the pay plan proposed to begin February 1, 2022, including \$36,878 general revenue.
- \$12,681 for the remaining pay periods of the Fiscal Year 2022 approved pay plan, including \$5,486 general revenue.

MARTIN LUTHER KING JR. STATE CELEBRATION COMMISSION

The Martin Luther King Jr. State Celebration Commission reviews proposals and recommends funding for distribution to organizations and communities across the state for appropriate activities in recognition and celebration of Martin Luther King Jr. Day in Missouri.

Fiscal Year 2023 Governor’s Recommendations

Continue funding at the current level.

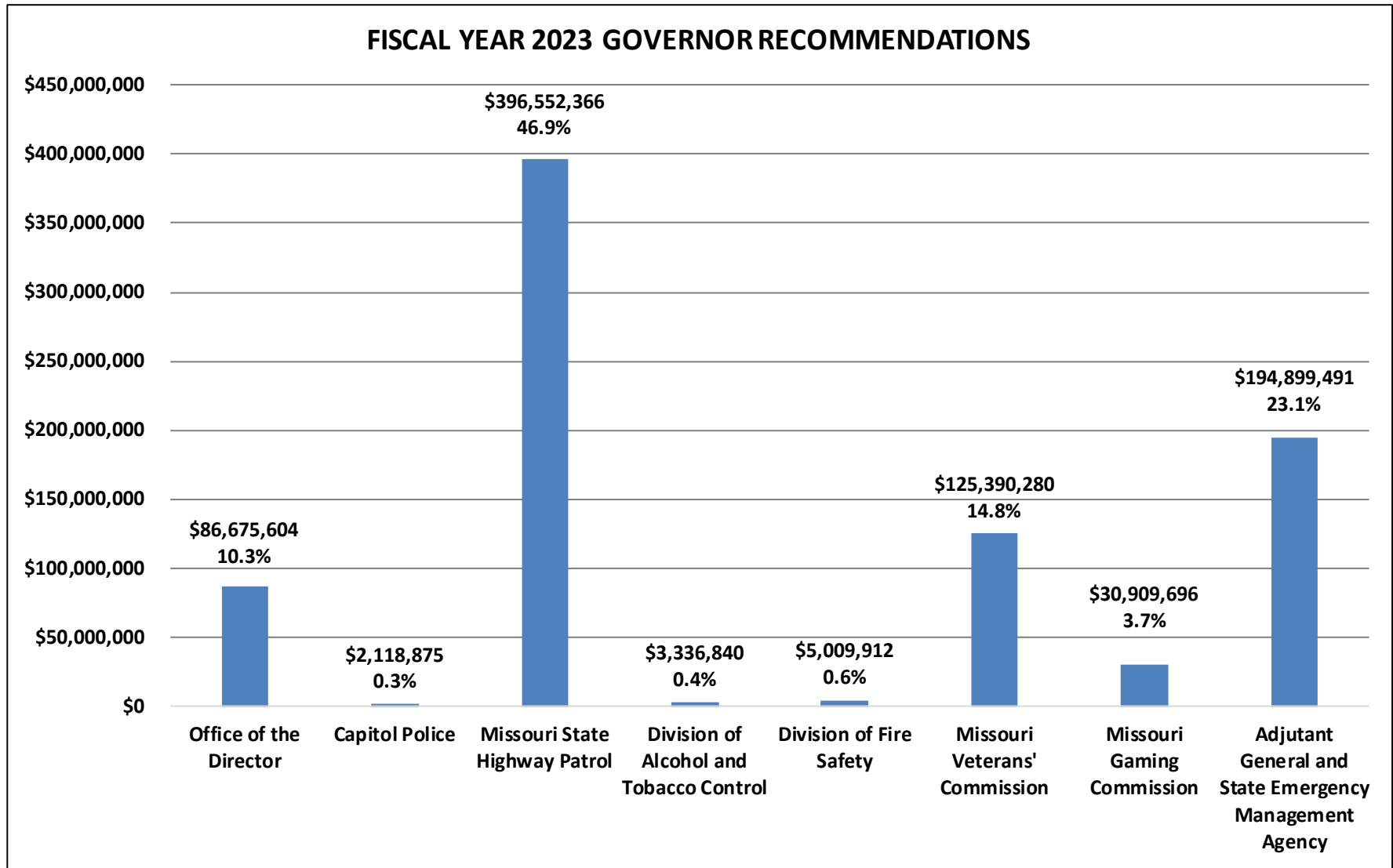
DEPARTMENT OF PUBLIC SAFETY

FINANCIAL SUMMARY

	FY 2021 EXPENDITURE	FY 2022 APPROPRIATION	FY 2023 REQUEST	FY 2023 GOVERNOR RECOMMENDS
Office of the Director	\$ 35,178,099	\$ 82,191,257	\$ 84,859,526	\$ 86,675,604
Capitol Police	1,625,208	1,909,528	2,510,164	2,118,875
Missouri State Highway Patrol	253,868,830	370,380,757	385,201,710	396,552,366
Division of Alcohol and Tobacco Control	2,155,182	3,298,500	3,717,383	3,336,840
Division of Fire Safety	4,160,986	10,398,915	5,512,856	5,009,912
Missouri Veterans' Commission	51,427,771	103,487,905	157,081,118	125,390,280
Missouri Gaming Commission	20,037,756	29,479,293	29,631,075	30,909,696
Adjutant General and State Emergency Management Agency	1,392,017,500	361,862,620	192,798,464	194,899,491
State Legal Expense Fund Transfer	0	1	1	1
DEPARTMENTAL TOTAL	\$ 1,760,471,332	\$ 963,008,776	\$ 861,312,297	\$ 844,893,065
General Revenue Fund	56,462,776	87,943,467	129,201,140	89,199,507
Federal Funds	154,591,031	226,450,083	228,239,055	230,232,772
Federal Stimulus	1,253,026,300	186,041,022	26,547,777	26,585,672
Gaming Commission Fund	21,865,798	32,702,710	32,548,102	33,848,169
Missouri Veterans' Homes Fund	45,192,712	85,310,898	85,780,836	93,678,146
State Highways and Transportation Department Fund	186,369,613	262,944,616	274,569,594	286,859,629
Other Funds	42,963,102	81,615,980	84,425,793	84,489,170
Total Full-time Equivalent Employees	7,146.81	5,119.95	5,153.95	5,081.95
General Revenue Fund	388.57	494.57	514.82	500.82
Federal Funds	4,024.64	479.83	497.58	496.58
Other Funds	2,733.60	4,145.55	4,141.55	4,084.55

¹ Does not include \$10,625,515 appropriated in House Bill 14 (2022) introduced January 5, 2022 during the second regular session of the 101st General Assembly and does not include \$7,514,647 recommended in Fiscal Year 2022 Supplemental Appropriations. See the Supplemental section of the Missouri Budget for details regarding the Department of Public Safety supplemental appropriations.

² Does not include \$579,401,072 appropriated in House Bill 20 (2022). See the American Rescue Plan Act section of the Missouri Budget for details regarding the additional Department of Public Safety appropriations.



**DEPARTMENT OF PUBLIC SAFETY
OFFICE OF THE DIRECTOR AND
CRIMINAL JUSTICE PROGRAMS UNIT**

FINANCIAL SUMMARY

	FY 2021 EXPENDITURE	FY 2022 APPROPRIATION	FY 2023 GOVERNOR RECOMMENDS
Administration	\$ 11,967,292	\$ 47,016,686	\$ 50,691,667
Juvenile Justice Programs	722,338	722,492	722,492
Narcotics Control Assistance	4,330,931	4,490,000	4,490,000
Crime Victims' Programs	11,161,127	16,908,541	18,214,757
Cyber Crimes Task Forces	1,939,582	2,001,538	2,004,688
National Forensic Sciences Improvement Program	41,555	250,000	250,000
State Forensic Labs	240,538	360,000	360,000
Residential Substance Abuse Treatment Grant Program	280,967	742,000	742,000
Missouri Sheriff Methamphetamine Relief Taskforce (MOSMART)	2,809,059	7,200,000	7,200,000
Peace Officer Standards and Training Program	667,210	950,000	950,000
Funding for Fallen Public Safety Officers	17,500	50,000	50,000
Witness Protection	1,000,000	1,000,000	1,000,000
Crime Prevention Programs	0	500,000	0
TOTAL	\$ 35,178,099	\$ 82,191,257	\$ 86,675,604
General Revenue Fund	8,705,716	13,698,701	13,456,563
Federal Funds	19,070,327	50,129,678	50,916,511
Other Funds	7,402,056	18,362,878	22,302,530
Total Full-time Equivalent Employees	55.08	73.05	80.05

The Director's Office provides the central budgeting, finance, and personnel control to ensure efficient use of available resources. Staff members plan, review, and evaluate programs to coordinate the state's public safety and law enforcement efforts, and to promote cooperation among local, state, and federal agencies. In addition, the criminal justice unit oversees the implementation of programs relating to juvenile justice, peace officer standards, forensic laboratories, narcotics control, and crime victims' assistance.

Fiscal Year 2023 Governor's Recommendations

- \$4,095,553 and two staff for implementation and administration of a Body Worn Camera Program for the Capitol Police and Missouri State Highway Patrol, including \$277,031 general revenue.
- \$1,300,000 for the Crime Victims Compensation Program, including \$700,000 general revenue.
- \$1,000,000 for scholarships for individuals to attend law enforcement academies, with three-year service commitment.
- \$550,174 to provide services for peace officers to assist in coping with stress and potential psychological trauma resulting from a response to a critical incident or emotionally difficult event.
- \$550,174 for organizations that provide services to residents of the state in areas of high incidents of crime and deteriorating infrastructure for the purpose of deterring criminal behavior in such areas.
- \$223,812 to align core appropriations with planned expenditures in the Director's Office.
- \$220,073 and one staff for reporting and analysis by the Peace Officer Standards and Training Commission.
- \$110,143 and one staff to support the Mandated Use of Force Reporting Program.
- \$73,886 for development and delivery of process improvement and performance management within the department, including \$67,129 general revenue.
- \$318,600 for the remaining pay periods of the pay plan proposed to begin February 1, 2022, including \$119,572 general revenue.
- \$48,556 for the remaining pay periods of the Fiscal Year 2022 approved pay plan, including \$14,754 general revenue.
- \$68,376 State Highways and Transportation Department Fund reallocated from the Missouri State Highway Patrol for administration of a Body Worn Camera Program.
- Three staff reallocated from the Missouri State Highway Patrol for various programs within the Director's Office.
- (\$3,075,000) core reduction from the Fiscal Year 2022 appropriation level.
- (\$1,000,000) core reduction for one-time expenditures.

**DEPARTMENT OF PUBLIC SAFETY
CAPITOL POLICE**

FINANCIAL SUMMARY

	FY 2021 EXPENDITURE	FY 2022 APPROPRIATION	FY 2023 GOVERNOR RECOMMENDS
Capitol Police			
TOTAL	\$ 1,625,208	\$ 1,909,528	\$ 2,118,875
General Revenue Fund	1,625,208	1,909,528	2,118,875
Total Full-time Equivalent Employees	33.02	40.00	42.00

The Capitol Police are responsible for security at the Capitol Building and other facilities occupied by state agencies throughout Jefferson City.

Fiscal Year 2023 Governor’s Recommendations

- \$114,787 and two officers to provide increased visibility and enforcement around the Capitol Complex.
- \$106,942 for the remaining pay periods of the pay plan proposed to begin February 1, 2022.
- \$17,535 for the remaining pay periods of the Fiscal Year 2022 approved pay plan.
- (\$29,917) core reduction for one-time expenditures.

**DEPARTMENT OF PUBLIC SAFETY
STATE HIGHWAY PATROL**

FINANCIAL SUMMARY

	FY 2021 EXPENDITURE	FY 2022 APPROPRIATION	FY 2023 GOVERNOR RECOMMENDS
Administration	\$ 9,377,027	\$ 10,406,243	\$ 12,048,625
Fringe Benefits	83,704,557	123,029,170	128,567,291
Enforcement	94,701,634	154,613,758	166,900,094
Crime Laboratory	11,102,829	13,753,142	13,527,661
Law Enforcement Academy	1,649,257	2,581,001	3,320,418
Vehicle and Driver Safety	11,518,944	13,536,932	14,306,930
Technical Services	41,814,582	52,460,511	57,881,347
TOTAL	\$ 253,868,830	\$ 370,380,757	\$ 396,552,366
General Revenue Fund	26,813,414	40,771,297	43,885,767
Federal Funds	15,273,427	28,047,064	28,700,937
Gaming Commission Fund	1,833,042	3,284,727	2,999,783
State Highways and Transportation Department Fund	186,369,613	262,944,616	283,354,583
Other Funds	23,579,334	35,333,053	37,611,296
Total Full-time Equivalent Employees	1,870.55	2,334.00	2,325.00

ADMINISTRATION

This section includes the administrative, planning, fiscal, and support activities of the Missouri State Highway Patrol.

Fiscal Year 2023 Governor's Recommendations

- \$139,800 for mandated mental health check-ins established by SB 57 (2021), including \$13,980 general revenue.
- \$473,180 for the remaining pay periods of the pay plan proposed to begin February 1, 2022, including \$17,035 general revenue.
- \$71,300 for the remaining pay periods of the Fiscal Year 2022 approved pay plan, including \$3,459 general revenue.
- \$1,101,590 State Highways and Transportation Department Fund and two staff reallocated from various divisions.
- One staff reallocated from the Missouri Gaming Commission.
- (\$123,488) and (one) staff reallocated to various divisions, including (\$43,109) general revenue.
- (One) staff reallocated to the Director's Office for a program to provide services for peace officers to assist in coping with stress and potential psychological trauma resulting from a response to a critical incident or emotionally difficult event.
- (\$20,000) core reduction for one-time expenditures.

FRINGE BENEFITS

Employer retirement contributions, health insurance, and workers' compensation insurance for Missouri State Highway Patrol employees are paid by the state in a separate appropriation made for those purposes. The amount of the retirement payment is determined by the Board of Trustees of the Missouri Department of Transportation and Missouri Highway Patrol Employees' Retirement System (MPERS).

Fiscal Year 2023 Governor's Recommendations

- \$5,738,121 for fringe benefit cost increases, including \$803,899 general revenue.
- (\$200,000) Gaming Commission Fund core reduction from the Fiscal Year 2022 appropriation level.

**DEPARTMENT OF PUBLIC SAFETY
STATE HIGHWAY PATROL**

ENFORCEMENT

The primary activity of this section is the patrolling of more than 123,000 miles of public roadways to ensure the safe and orderly flow of traffic and patrolling 626,081 acres of recreational waters in the state. The Enforcement Division also performs undercover investigations, assists local law enforcement agencies, provides access to the Missouri Uniform Law Enforcement System, performs criminal background checks, and maintains a statewide system of commercial motor vehicle weigh stations. Officers provide boating safety education and boat inspection services and enforce laws relating to water safety.

Fiscal Year 2023 Governor's Recommendations

- \$5,500,000 for replacement of a helicopter, including \$2,625,000 general revenue.
- \$880,000 Highway Patrol's Motor Vehicle, Aircraft, and Watercraft Revolving Fund for helicopter and airplane maintenance.
- \$817,353 Water Patrol Fund for the replacement of three boats.
- \$5,830,675 for the remaining pay periods of the pay plan proposed to begin February 1, 2022, including \$909,817 general revenue.
- \$1,027,213 for the remaining pay periods of the Fiscal Year 2022 approved pay plan, including \$161,554 general revenue.
- \$143,267 and four staff transferred from the Department of Social Services for the School Violence Hotline.
- Two staff reallocated from the Missouri Gaming Commission.
- (\$1,079,584) and (two) staff reallocated to various divisions, including (\$79,584) general revenue.
- (\$31,008) State Highways and Transportation Department Fund reallocated to the Director's Office for the Body Worn Camera Program.
- (Two) staff reallocated to the Director's Office.
- (\$801,580) core reduction for one-time expenditures, including (\$396,836) general revenue.
- (13) staff core reduction from the Fiscal Year 2022 appropriation level.

CRIME LABORATORY

The Missouri State Highway Patrol Crime Laboratory is a nationally accredited crime lab system that provides state-of-the-art forensic science services to all local, state, and federal law enforcement agencies. Services provided include analysis in forensic specialties of controlled substance, DNA, trace evidence, firearms, tool-mark, toxicology, and latent fingerprint examination.

Fiscal Year 2023 Governor's Recommendations

- \$253,500 State Highways and Transportation Department Fund for toxicology method validation.
- \$442,753 for the remaining pay periods of the pay plan proposed to begin February 1, 2022, including \$162,865 general revenue.
- \$78,266 for the remaining pay periods of the Fiscal Year 2022 approved pay plan, including \$29,031 general revenue.
- (\$1,000,000) core reduction for one-time expenditures.

LAW ENFORCEMENT ACADEMY

The academy provides basic training to police officers in all agencies outside St. Louis and Jackson counties. The academy also provides administrative and specialized training to police officers from all counties.

Fiscal Year 2023 Governor's Recommendations

- \$430,288 State Highways and Transportation Department Fund for two mobile driving simulators and transporting equipment.
- \$168,647 for the remaining pay periods of the pay plan proposed to begin February 1, 2022, including \$8,812 general revenue.
- \$17,789 for the remaining pay periods of the Fiscal Year 2022 approved pay plan, including \$368 general revenue.
- \$122,693 and one staff reallocated from various divisions.

**DEPARTMENT OF PUBLIC SAFETY
STATE HIGHWAY PATROL**

VEHICLE AND DRIVER SAFETY

This section evaluates drivers and vehicles to identify and remove those unfit to be on Missouri roadways. Over 4,400 inspection stations and approximately 14,830 inspector mechanics throughout the state are supervised. The section also maintains over 150 driver examination stations throughout the state.

Fiscal Year 2023 Governor's Recommendations

- \$653,510 other funds for the remaining pay periods of the pay plan proposed to begin February 1, 2022.
- \$116,488 other funds for the remaining pay periods of the Fiscal Year 2022 approved pay plan.

TECHNICAL SERVICES

This section develops and processes comprehensive criminal offender data, traffic record data, and administrative data. The database is used to respond to inquiries and for analysis of the criminal justice and traffic systems to plan for effective law enforcement. This section also operates the statewide Missouri Uniform Law Enforcement System (MULES).

Fiscal Year 2023 Governor's Recommendations

- \$4,445,000 State Highways and Transportation Department Fund to modernize the dispatch capabilities of the Patrol and to provide software with the capability of sharing data with other agencies.
- \$1,205,975 for the remaining pay periods of the pay plan proposed to begin February 1, 2022, including \$14,229 general revenue.
- \$215,398 for the remaining pay periods of the Fiscal Year 2022 approved pay plan, including \$2,537 general revenue.
- (\$364,547) core reduction for one-time expenditures.
- (\$37,368) State Highways and Transportation Department Fund reallocated to the Director's Office for the Body Worn Camera Program.
- (\$22,411) Gaming Commission Fund core reduction from the Fiscal Year 2022 appropriation level.
- (\$21,211) State Highways and Transportation Department Fund reallocated to Administration.

**DEPARTMENT OF PUBLIC SAFETY
DIVISION OF ALCOHOL AND TOBACCO CONTROL**

FINANCIAL SUMMARY

	FY 2021 EXPENDITURE	FY 2022 APPROPRIATION	FY 2023 GOVERNOR RECOMMENDS
Division of Alcohol and Tobacco Control			
TOTAL	\$ 2,155,182	\$ 3,298,500	\$ 3,336,840
Federal Funds	322,078	834,731	864,904
Other Funds	1,833,104	2,463,769	2,471,936
Total Full-time Equivalent Employees	39.94	36.00	36.00

The Division of Alcohol and Tobacco Control administrative staff reviews all liquor license applications and reports liquor and tobacco violations. The staff develops facts regarding reported violations in pre-hearing conferences and formal hearings before the supervisor, and when appropriate, issues citations.

The audit and collection staff reviews beer, wine, and liquor transactions to ensure that all revenues due to the state are collected. The program also ensures fair competition among liquor wholesalers by monitoring actual prices charged for various classes and types of beverages against price schedules for such products.

The enforcement program ensures that liquor licenses are issued only to qualified applicants on approved premises. Reports are filed with local authorities and the supervisor of Alcohol and Tobacco Control for review and appropriate action.

Fiscal Year 2023 Governor’s Recommendations

- \$139,533 federal and other funds for the remaining pay periods of the pay plan proposed to begin February 1, 2022.
- \$23,007 federal and other funds for the remaining pay periods of the Fiscal Year 2022 approved pay plan.
- (\$124,200) Division of Alcohol and Tobacco Control Fund core reduction for one-time expenditures.

**DEPARTMENT OF PUBLIC SAFETY
DIVISION OF FIRE SAFETY**

FINANCIAL SUMMARY

	FY 2021 EXPENDITURE	FY 2022 APPROPRIATION	FY 2023 GOVERNOR RECOMMENDS
Administration	\$ 3,422,259	\$ 9,548,915	\$ 4,159,912
Firefighter Training Program	738,727	850,000	850,000
TOTAL	\$ 4,160,986	\$ 10,398,915	\$ 5,009,912
General Revenue Fund	2,861,889	8,766,376	3,388,652
Other Funds	1,299,097	1,632,539	1,621,260
Total Full-time Equivalent Employees	61.87	67.92	67.92

Division of Fire Safety staff investigates the causes of fires and explosions. Investigators assist in case development and work with local law enforcement authorities to prosecute persons accused of arson. Inspection activities concentrate on fire prevention evaluations. Inspectors evaluate facilities that are used for state mental health patients, patient care facilities operated by the Department of Mental Health, day care facilities licensed by the state, senior citizen nutrition and recreation centers, and other public facilities. The division also administers the Public Boiler and Pressure Vessel Safety Inspection Program, Elevator Safety Program, and Amusement Ride Safety Program; conducts fireworks industry inspections; and provides firefighter training throughout the state.

Fiscal Year 2023 Governor’s Recommendations

- \$133,025 for replacement vehicles, including \$104,807 general revenue.
- \$47,886 for officer safety and equipment.
- \$206,930 for the remaining pay periods of the pay plan proposed to begin February 1, 2022, including \$136,939 general revenue.
- \$33,902 for the remaining pay periods of the Fiscal Year 2022 approved pay plan, including \$23,690 general revenue.
- (\$5,810,746) core reduction for one-time expenditures, including (\$5,691,046) general revenue.

**DEPARTMENT OF PUBLIC SAFETY
MISSOURI VETERANS' COMMISSION**

FINANCIAL SUMMARY

	FY 2021 EXPENDITURE	FY 2022 APPROPRIATION	FY 2023 GOVERNOR RECOMMENDS
Administration and Service to Veterans	\$ 2,338,110	\$ 8,187,514	\$ 6,769,655
Veterans' Service Officer Program	1,099,323	1,600,000	1,600,000
Veterans' Homes	47,840,338	93,550,391	116,870,625
World War I Memorial	150,000	150,000	150,000
TOTAL	\$ 51,427,771	\$ 103,487,905	\$ 125,390,280
Federal Funds	0	1,800,000	15,100,000
Veterans Commission Capital Improvement Trust Fund	6,072,876	11,443,839	11,828,966
Missouri Veterans' Homes Fund	45,192,712	85,310,898	93,678,146
Veterans Assistance Fund	0	4,707,800	4,557,800
Veterans' Trust Fund	12,183	75,368	75,368
World War I Memorial Trust Fund	150,000	150,000	150,000
Total Full-time Equivalent Employees	855.89	1,753.69	1,703.69

The Missouri Veterans' Commission has four components: administration, which oversees programs and maintains central files; the Missouri veterans' homes at St. James, Mexico, Mt. Vernon, Cape Girardeau, St. Louis, Cameron, and Warrensburg, which care for Missouri veterans; the Missouri veterans' cemeteries at Higginsville, Springfield, Jacksonville, and Bloomfield; and the Service to Veterans' Program, which assists veterans in applying for U.S. Veterans' Administration pensions and other benefits. Article XIV of the Missouri Constitution provides that taxes and fees associated with the sale of medical marijuana, net of costs to administer the program, shall be transferred to the Missouri Veterans' Commission for health and care services for military veterans. These services are provided through the Veterans Assistance Fund.

Fiscal Year 2023 Governor's Recommendations

- \$10,800,000 federal funds for expenditure of funds available under the American Rescue Plan Act for state veterans' homes.
- \$4,300,000 federal funds for expenditure of funds available under the Coronavirus Aid, Relief, and Economic Security Act for state extended care facilities for veterans to prevent, prepare for, and respond to coronavirus.
- \$7,949,162 other funds for the remaining pay periods of the pay plan proposed to begin February 1, 2022.
- \$653,213 other funds for the remaining pay periods of the Fiscal Year 2022 approved pay plan.
- (\$1,800,000) federal funds core reduction for one-time expenditures.
- (50) staff core reduction from the Fiscal Year 2022 appropriation level

**DEPARTMENT OF PUBLIC SAFETY
MISSOURI GAMING COMMISSION**

FINANCIAL SUMMARY

	FY 2021 EXPENDITURE	FY 2022 APPROPRIATION	FY 2023 GOVERNOR RECOMMENDS
Missouri Gaming Commission			
TOTAL	\$ 20,037,756	\$ 29,479,293	\$ 30,909,696
Other Funds	20,037,756	29,479,293	30,909,696
Total Full-time Equivalent Employees	156.88	232.75	227.75

The Missouri Gaming Commission regulates bingo, fantasy sports contest operators, and riverboat gambling at 13 riverboat casinos. The five members of the Gaming Commission are appointed by the Governor with the advice and consent of the Senate.

Fiscal Year 2023 Governor’s Recommendations

- \$340,298 Gaming Commission Fund for fringe benefit cost increases.
- \$938,323 Gaming Commission Fund for the remaining pay periods of the pay plan proposed to begin February 1, 2022.
- \$151,782 Gaming Commission Fund for the remaining pay periods of the Fiscal Year 2022 approved pay plan.
- (Three) staff reallocated to the Highway Patrol.
- (Two) staff core reduction from the Fiscal Year 2022 appropriation level.

**DEPARTMENT OF PUBLIC SAFETY
 ADJUTANT GENERAL AND
 STATE EMERGENCY MANAGEMENT AGENCY**

FINANCIAL SUMMARY

	FY 2021 EXPENDITURE	FY 2022 APPROPRIATION	FY 2023 GOVERNOR RECOMMENDS
Administration	\$ 1,352,292	\$ 1,502,125	\$ 1,656,475
Missouri National Guard Trust Fund Program	4,475,376	7,993,583	8,096,511
Veterans' Recognition Program	62,382	638,170	308,077
Field Support	2,613,385	3,015,264	3,289,296
Missouri Military Family Relief Program	60,821	150,000	150,000
Contract Services	23,837,640	32,596,024	34,655,501
Office of Air Search and Rescue	30,292	31,243	72,475
State Emergency Management Agency (SEMA)	1,359,585,312	315,936,211	146,671,156
TOTAL	\$ 1,392,017,500	\$ 361,862,620	\$ 194,899,491
General Revenue Fund	16,456,549	22,797,564	26,349,649
Federal Funds	1,372,951,499	331,679,632	161,236,092
Missouri National Guard Trust Fund	1,667,249	5,282,923	5,383,192
Other Funds	942,203	2,102,501	1,930,558
Total Full-time Equivalent Employees	4,073.58	582.54	599.54

ADMINISTRATION

This section provides administrative support for the Missouri National Guard, including the functions of command communication, logistical assistance, finance, and budgeting. The Adjutant General is the military chief-of-staff to the commander-in-chief (Governor). The Adjutant General is also the administrative head of the military forces, which include Army and Air National Guard elements assigned to the state by the federal government.

Fiscal Year 2023 Governor's Recommendations

- \$50,000 for salary and expenses of service members serving state active duty orders.
- \$93,426 for the remaining pay periods of the pay plan proposed to begin February 1, 2022.
- \$10,924 for the remaining pay periods of the Fiscal Year 2022 approved pay plan.

MISSOURI NATIONAL GUARD TRUST FUND PROGRAM

The Missouri National Guard Trust Fund receives income tax check-off contributions. Grants, gifts, and bequests may also be deposited in the fund. In the absence of specific requirements attached to fund donations, the Office of the Adjutant General may, subject to appropriation, expend the funds for any lawful purpose in support of the Guard.

Fiscal Year 2023 Governor's Recommendations

- \$88,836 for the remaining pay periods of the pay plan proposed to begin February 1, 2022, including \$2,257 general revenue.
- \$14,092 for the remaining pay periods of the Fiscal Year 2022 approved pay plan, including \$402 general revenue.

**DEPARTMENT OF PUBLIC SAFETY
ADJUTANT GENERAL AND
STATE EMERGENCY MANAGEMENT AGENCY**

VETERANS' RECOGNITION PROGRAM

The Veterans' Recognition Program was first established in 2000 with the creation of the World War II Veterans' Recognition Award. The Program now includes the Korean Conflict Medallion Program, the Vietnam War Medallion Program, the Operation Iraqi Freedom and Operation New Dawn Medallion Program, and the Operation Desert Shield and Operation Desert Storm Medallion Program.

Fiscal Year 2023 Governor's Recommendations

- \$5,635 Veterans Commission Capital Improvement Trust Fund for the remaining pay periods of the pay plan proposed to begin February 1, 2022.
- \$1,004 Veterans Commission Capital Improvement Trust Fund for the remaining pay periods of the Fiscal Year 2022 approved pay plan.
- (\$336,732) Veterans Commission Capital Improvement Trust Fund core reduction from the Fiscal Year 2022 appropriation level.

FIELD SUPPORT

The field support section supports the operational needs of Missouri National Guard facilities located throughout the state. This section includes maintenance and operation of 59 readiness centers and 441 buildings in 54 Missouri communities.

Fiscal Year 2023 Governor's Recommendations

- \$101,115 for replacement of 642 fire extinguishers in the 59 readiness centers statewide.
- \$36,000 one-time funding for maintenance and equipment replacement at the Ike Skelton Training Site cafeteria including floor maintenance and kitchen equipment replacement.
- \$128,791 for the remaining pay periods of the pay plan proposed to begin February 1, 2022, including \$120,536 general revenue.
- \$8,126 for the remaining pay periods of the Fiscal Year 2022 approved pay plan, including \$7,050 general revenue.

MISSOURI MILITARY FAMILY RELIEF PROGRAM

Families of persons who are members of the Missouri National Guard or Missouri residents who are members of the reserve forces of the United States and have been called to active duty as a result of the terrorist attacks of September 11, 2001 are eligible for grants through this program. This program is funded from donations and contributions designated on Missouri income tax returns.

Fiscal Year 2023 Governor's Recommendations

Continue funding at the current level.

CONTRACT SERVICES

This section provides funding for contractual agreements between the federal and state governments.

Fiscal Year 2023 Governor's Recommendations

- \$722,844 federal funds and 14 staff for the Aviation Classification Repair Activity Depot (AVCRAD) in Springfield, Missouri.
- \$166,584 and 3 staff to support mission critical activities at Rosecrans Air National Guard Base, including \$11,878 general revenue.
- \$1,037,598 for the remaining pay periods of the pay plan proposed to begin February 1, 2022, including \$38,199 general revenue.
- \$132,451 for the remaining pay periods of the Fiscal Year 2022 approved pay plan, including \$4,663 general revenue.

**DEPARTMENT OF PUBLIC SAFETY
ADJUTANT GENERAL AND
STATE EMERGENCY MANAGEMENT AGENCY**

OFFICE OF AIR SEARCH AND RESCUE

The Office of Air Search and Rescue provides emergency services utilizing the efforts of professionally trained pilots, communications specialists, and emergency support personnel. The office works in cooperation with state and federal agencies, the Civil Air Patrol, and public and private hospitals to provide emergency services, rescue operations, mercy missions, aerial observations, and emergency communications to anyone in immediate need of these specialized services.

Fiscal Year 2023 Governor's Recommendations

- \$41,232 for the increased cost of hangar leases and the replacement of 14 radios.

STATE EMERGENCY MANAGEMENT AGENCY

The State Emergency Management Agency (SEMA) develops policies and procedures that help protect citizens in times of disaster. The agency is charged with the task of preparing and periodically updating plans to manage and control the state's resources in emergency situations. Once disaster strikes, the agency administers federal assistance to disaster areas, and coordinates efforts to aid individuals, protect property, and restore essential utilities and structures. A state emergency operations center is maintained to serve as the control center for state government should emergency situations arise.

The Center for Emergency Response and Terrorism (CERT) is responsible for coordinating regional and state preparedness for public health emergencies and natural disasters, including chemical, biological, radiological, and nuclear terrorism. Through partnerships with local public health agencies, healthcare organizations, local government agencies, first responders, and other public and private partners, the center works to assure that systems and programs are in place to protect the health of Missourians during a public health emergency.

Fiscal Year 2023 Governor's Recommendations

- \$2,000,000 for local emergency block grants to provide assistance to communities during disasters that do not meet the federal threshold during federally declared disasters or subsequent mitigation projects.
- \$688,670 for advanced training for members of Missouri Task Force 1 and the Missouri Disaster Medical Assistance Team.
- \$225,000 for operational training and support of the Missouri Disaster Medical Assistance Team.
- \$100,000 Chemical Emergency Preparedness Fund to distribute funds to local emergency planning districts and committees as required by statute.
- \$55,405 federal funds for floodplain engineering and mapping.
- \$45,000 Chemical Emergency Preparedness Fund for maintenance of the MERC Tier II system.
- \$364,172 for the remaining pay periods of the pay plan proposed to begin February 1, 2022, including \$105,013 general revenue.
- \$56,698 for the remaining pay periods of the Fiscal Year 2022 approved pay plan, including \$15,720 general revenue.
- (\$172,800,000) federal funds core reduction for one-time expenditures.

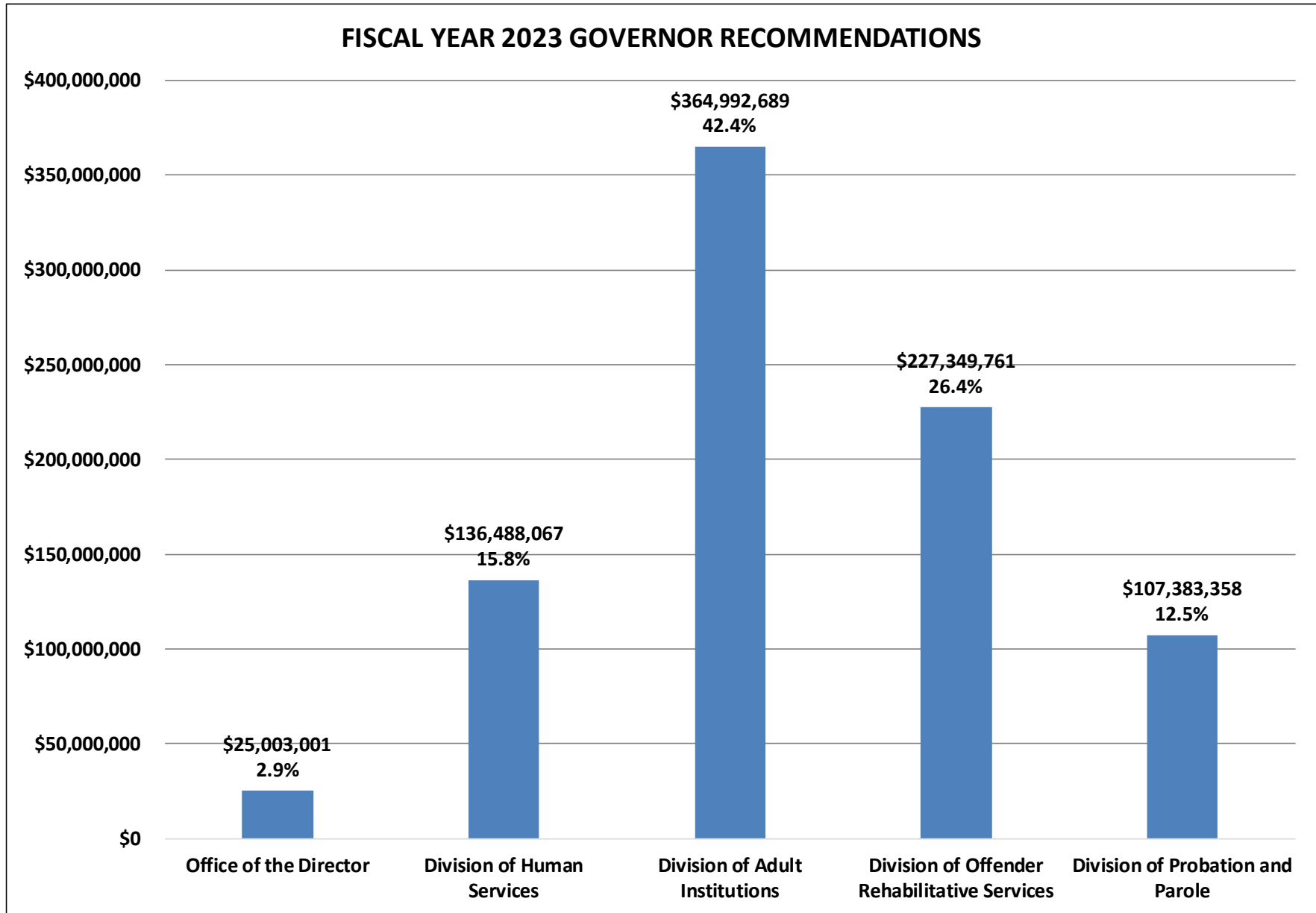
DEPARTMENT OF CORRECTIONS

FINANCIAL SUMMARY

	FY 2021 EXPENDITURE	FY 2022 APPROPRIATION	FY 2023 REQUEST	FY 2023 GOVERNOR RECOMMENDS
Office of the Director	\$ 17,023,777	\$ 26,843,237	\$ 24,309,139	\$ 25,003,001
Division of Human Services	126,826,232	134,938,975	134,140,086	136,488,067
Division of Adult Institutions	225,539,617	358,211,808	347,532,456	364,992,689
Division of Offender Rehabilitative Services	183,519,611	202,667,206	227,097,661	227,349,761
Division of Probation and Parole	84,580,395	100,247,498	99,542,677	107,383,358
State Legal Expense Fund Transfer	0	1	1	1
DEPARTMENTAL TOTAL	\$ 637,489,632	\$ 822,908,725 ¹	\$ 832,622,020	\$ 861,216,877 ²
General Revenue Fund	580,444,807	738,722,369	751,215,831	778,079,674
Federal Funds	2,287,617	6,959,859	6,985,417	7,128,800
Federal Stimulus Funds	0	1,500,000	0	0
Volkswagen Environmental Mitigation				
Trust Proceeds Fund	961,223	1,000,000	0	0
Inmate Canteen Fund	29,005,857	35,642,220	35,664,291	35,838,049
Working Capital Revolving Fund	18,754,319	29,406,480	29,477,080	28,881,077
Inmate Fund	5,758,896	8,275,080	8,276,316	10,284,127
Crime Victims' Compensation Fund	36,212	37,717	38,085	40,150
Inmate Incarceration Reimbursement Act				
Revolving Fund	195,612	750,000	750,000	750,000
Correctional Substance Abuse Earnings Fund	33,858	40,000	140,000	140,000
State Institutions Gift Trust Fund	11,231	575,000	75,000	75,000
Total Full-time Equivalent Employees	7,722.95	10,588.73	10,588.73	10,491.73
General Revenue Fund	7,452.09	10,257.85	10,257.85	10,194.85
Federal Funds	34.17	43.00	43.00	43.00
Other Funds	236.69	287.88	287.88	253.88

¹ Does not include \$11,885,705 appropriated in House Bill 14 (2022) introduced January 5, 2022 during the second regular session of the 101st General Assembly and does not include \$16,345,035 recommended in the Fiscal Year 2022 Supplemental Appropriations. See the Supplemental section of the Missouri Budget for details regarding the Department of Corrections supplemental appropriations.

² Does not include \$36,662,482 appropriated in House Bill 20 (2022). See the American Rescue Plan Act section of the Missouri Budget for details regarding the additional Department of Corrections appropriations.



**DEPARTMENT OF CORRECTIONS
OFFICE OF THE DIRECTOR**

FINANCIAL SUMMARY

	FY 2021 EXPENDITURE	FY 2022 APPROPRIATION	FY 2023 GOVERNOR RECOMMENDS
Office of the Director (Staff)	\$ 4,159,691	\$ 4,991,521	\$ 5,358,467
Office of Professional Standards	2,384,664	2,837,408	2,894,189
Federal and Other Programs	2,220,455	6,963,835	7,132,776
Restitution Payments	36,500	36,500	73,000
Population Growth Pool	622,120	1,402,912	1,433,508
Improving Community Treatment Services	5,985,284	6,000,000	6,000,000
Kansas City Reentry Program	171,135	178,000	178,000
Reentry, Rehabilitation, and Recidivism Initiatives	1,443,928	4,433,061	1,933,061
TOTAL	\$ 17,023,777	\$ 26,843,237	\$ 25,003,001
General Revenue Fund	14,640,887	19,564,541	17,547,386
Federal Funds	2,280,248	6,959,859	7,128,800
Other Funds	102,642	318,837	326,815
Total Full-time Equivalent Employees	173.41	187.50	184.50

The Director of the Department of Corrections formulates policies and procedures to effectively and efficiently improve public safety. To this end, the Office of the Director administers and coordinates the department’s four divisions: Human Services, Adult Institutions, Offender Rehabilitative Services, and Probation and Parole. Contained within the Office of the Director is the Director, Deputy Director, the Budget and Finance Unit, the Research, Planning and Process Improvement Unit, Victim Services Unit, Office of Professional Standards, Office of the General Counsel, Public Information Office, and Legislative Affairs Office.

Fiscal Year 2023 Governor’s Recommendations

- \$73,886 for development and delivery of process improvement and performance management within the department.
- \$36,500 for restitution payments to offenders exonerated by DNA evidence.
- \$619,976 for the remaining pay periods of the pay plan proposed to begin February 1, 2022, including \$469,689 general revenue.
- \$100,245 for the remaining pay periods of the Fiscal Year 2022 approved pay plan, including \$73,613 general revenue.
- (\$2,500,000) core reduction for one-time expenditures.
- (\$170,843) and (three) staff reallocated to the Division of Human Services.

**DEPARTMENT OF CORRECTIONS
DIVISION OF HUMAN SERVICES**

FINANCIAL SUMMARY

	FY 2021 EXPENDITURE	FY 2022 APPROPRIATION	FY 2023 GOVERNOR RECOMMENDS
General Services	\$ 413,087	\$ 414,882	\$ 414,882
Fuel and Utilities	27,074,924	28,306,972	28,306,972
Telecommunications	2,156,037	1,860,529	1,860,529
Food Purchases	25,388,623	27,569,705	42,185,192
Human Services (Staff)	8,063,262	10,637,464	9,706,925
Staff Training	632,034	765,101	765,101
Employee Health and Safety	556,255	582,511	582,511
Overtime	712,936	6,480,863	6,905,007
Retention Pay	11,310,749	0	0
Costs in Criminal Cases	50,518,325	58,080,948	45,520,948
Feminine Hygiene	0	240,000	240,000
TOTAL	\$ 126,826,232	\$ 134,938,975	\$ 136,488,067
General Revenue Fund	126,394,109	133,412,368	134,954,850
Federal Funds	7,369	0	0
Other Funds	424,754	1,526,607	1,533,217
Total Full-time Equivalent Employees	207.54	223.02	552.02

The Division of Human Services consists of the Office of Personnel, which is responsible for all personnel issues such as monthly payroll, benefit counseling and enrollment, recruitment and retention, timekeeping and personnel records; the Staff Training Office, which provides pre-service and in-service staff training; the Employee Health, Wellness, and Safety Section, which promotes staff safety and the control of the spread of infectious diseases; the Procedures and Forms Management Unit; and the General Services Section which includes food service, construction, and facilities repair and maintenance.

Fiscal Year 2023 Governor's Recommendations

- \$2,742,050 for the remaining pay periods of the pay plan proposed to begin February 1, 2022, including \$2,736,440 general revenue.
- \$159,934 for the remaining pay periods of the Fiscal Year 2022 approved pay plan, including \$158,934 general revenue.
- \$12,895,878 and 356 staff reallocated from various divisions.
- (\$13,431,550) core reduction for one-time expenditures.
- (\$718,659) and (24) staff reallocated to various divisions.
- (\$98,561) and (three) staff core reduction from the Fiscal Year 2022 appropriation level.

**DEPARTMENT OF CORRECTIONS
DIVISION OF ADULT INSTITUTIONS**

FINANCIAL SUMMARY

	FY 2021 EXPENDITURE	FY 2022 APPROPRIATION	FY 2023 GOVERNOR RECOMMENDS
Central Office	\$ 2,786,054	\$ 3,687,914	\$ 3,688,201
Wage and Discharge Costs	2,657,009	3,259,031	2,859,031
Institutional E&E Pool	25,363,748	25,307,714	26,201,414
Jefferson City Correctional Center	11,596,568	20,861,889	21,457,221
Women's Eastern Reception, Diagnostic and Correctional Center	9,008,087	13,505,340	13,961,986
Ozark Correctional Center	4,253,450	6,807,772	6,851,847
Moberly Correctional Center	8,804,667	15,656,102	16,088,832
Algoa Correctional Center	6,800,948	11,560,703	11,833,350
Missouri Eastern Correctional Center	7,173,146	12,941,264	13,381,526
Chillicothe Correctional Center	10,808,197	17,115,384	17,566,395
Boonville Correctional Center	6,451,511	10,871,654	11,108,818
Farmington Correctional Center	13,641,230	22,834,241	23,274,213
Western Missouri Correctional Center	10,172,032	19,016,078	17,510,077
Potosi Correctional Center	7,948,317	13,484,203	13,769,443
Fulton Reception and Diagnostic Center	8,712,420	16,770,016	17,334,759
Tipton Correctional Center	6,301,417	11,137,754	11,455,507
Western Reception, Diagnostic and Correctional Center	10,656,746	19,836,675	20,521,685
Maryville Treatment Center	4,474,020	7,257,477	7,413,491
Crossroads Correctional Center	396,853	492,018	481,394
Northeast Correctional Center	10,143,575	20,366,763	20,997,417
Eastern Reception, Diagnostic and Correctional Center	12,875,445	23,411,127	24,060,876
South Central Correctional Center	9,566,140	16,309,958	16,889,354
Southeast Correctional Center	8,466,019	15,907,356	16,472,477
Kansas City Reentry Center	2,303,237	0	0
Canteen Operations	24,178,781	29,813,375	29,813,375
TOTAL	\$ 225,539,617	\$ 358,211,808	\$ 364,992,689
General Revenue Fund	197,968,003	322,270,987	328,992,911
Other Funds	27,571,614	35,940,821	35,999,778
Total Full-time Equivalent Employees	4,975.83	7,529.51	7,179.51

The Division of Adult Institutions operates 20 adult correctional facilities which are responsible for ensuring offenders sentenced to the department's custody are confined in a safe, secure, and humane manner and have access to programs and services to assist them in becoming productive citizens. The division also operates the Central Transfer Authority, the Central Transportation Unit, the Offender Grievance Unit, and the Security Intelligence Unit.

Fiscal Year 2023 Governor's Recommendations

- \$1,893,700 for preventative maintenance at facilities statewide.
- \$17,608,537 for the remaining pay periods of the pay plan proposed to begin February 1, 2022, including \$17,383,227 general revenue.
- \$897,373 for the remaining pay periods of the Fiscal Year 2022 approved pay plan, including \$876,185 general revenue.
- \$812,459 Inmate Canteen Fund and 21 staff reallocated from the Division of Offender Rehabilitative Services.
- (\$11,389,184) and (311) staff reallocated to the Division of Human Services.
- (\$3,042,004) and (60) staff core reduction from the Fiscal Year 2022 appropriation level, including (\$2,042,004) general revenue.

DEPARTMENT OF CORRECTIONS
 DIVISION OF ADULT INSTITUTIONS

Missouri Prison Capacity Planned for Fiscal Year 2023

<u>Male Facilities</u>	<u>Permanent Capacity</u>
Algoa Correctional Center	1,088
Boonville Correctional Center	872
Cremer Treatment Center	180
Eastern Reception, Diagnostic and Correctional Center	2,961
Farmington Correctional Center	2,125
Fulton Reception and Diagnostic Center	1,254
Jefferson City Correctional Center	1,872
Missouri Eastern Correctional Center	1,024
Moberly Correctional Center	1,713
Maryville Treatment Center	597
Northeast Correctional Center	1,962
Ozark Correctional Center	744
Potosi Correctional Center	860
South Central Correctional Center	1,596
Southeast Correctional Center	1,592
Tipton Correctional Center	928
Western Missouri Correctional Center	1,800
Western Reception, Diagnostic and Correctional Center	1,874
Total Male Permanent Capacity	25,042
<u>Female Facilities</u>	<u>Permanent Capacity</u>
Chillicothe Correctional Center	1,592
Women's Eastern Reception, Diagnostic and Correctional Center	781
Total Female Permanent Capacity	2,373
Total Permanent Capacity	27,415

**DEPARTMENT OF CORRECTIONS
DIVISION OF OFFENDER REHABILITATIVE SERVICES**

FINANCIAL SUMMARY

	FY 2021 EXPENDITURE	FY 2022 APPROPRIATION	FY 2023 GOVERNOR RECOMMENDS
Offender Rehabilitative Services (Staff)	\$ 1,187,825	\$ 1,595,734	\$ 1,709,416
Medical Services	149,546,767	154,292,694	179,229,600
Medical Equipment	287,243	0	0
Substance Use and Recovery Services	6,600,424	9,042,218	9,469,367
Drug Testing - Toxicology	493,041	517,145	517,145
Education Services	6,985,288	10,339,313	10,130,602
Vocational Enterprises	18,419,023	26,880,102	26,293,631
TOTAL	\$ 183,519,611	\$ 202,667,206	\$ 227,349,761
General Revenue Fund	162,521,311	171,834,645	199,316,130
Federal Funds	0	1,500,000	0
Other Funds	20,998,300	29,332,561	28,033,631
Total Full-time Equivalent Employees	416.17	540.03	485.03

The Division of Offender Rehabilitative Services provides offenders with rehabilitative, educational, and treatment programs. These programs include reception and diagnostic center assessment; adult education; Reentry/Women's Offender Program Unit; library services; substance use treatment; offender physical and mental healthcare; offender and staff drug testing; sexual offender assessment and treatment; and work-based education, including Missouri Vocational Enterprises employment. Through these programs, the offender's ability to comply with societal expectations improves and recidivism falls.

Fiscal Year 2023 Governor's Recommendations

- \$26,436,906 for medical services.
- \$100,000 Corrections Substance Abuse Earnings Fund authority increase.
- \$1,269,856 for the remaining pay periods of the pay plan proposed to begin February 1, 2022, including \$908,671 general revenue.
- \$206,008 for the remaining pay periods of the Fiscal Year 2022 approved pay plan, including \$135,908 general revenue.
- (\$1,500,000) federal funds core reduction for one-time expenditures.
- (\$1,017,756) Working Capital Revolving Fund and (34) staff core reduction from the Fiscal Year 2022 appropriation level.
- (\$812,459) Inmate Canteen Fund and (21) staff reallocated to the Division of Adult Institutions.

**DEPARTMENT OF CORRECTIONS
DIVISION OF PROBATION AND PAROLE**

FINANCIAL SUMMARY

	FY 2021 EXPENDITURE	FY 2022 APPROPRIATION	FY 2023 GOVERNOR RECOMMENDS
Probation and Parole (Staff)	\$ 68,751,187	\$ 76,402,138	\$ 83,473,915
St. Louis Community Release Center	4,127,771	5,079,962	5,085,524
Kansas City Community Release Center	0	4,794,564	4,251,553
Community Supervision Centers	4,970,002	5,377,193	5,747,433
Parole Board Operations	1,509,873	1,841,152	2,028,655
Community-Based Programs	5,221,562	6,752,489	6,796,278
TOTAL	\$ 84,580,395	\$ 100,247,498	\$ 107,383,358
General Revenue Fund	78,920,497	91,639,827	97,268,396
Other Funds	5,659,898	8,607,671	10,114,962
Total Full-time Equivalent Employees	1,950.00	2,108.67	2,090.67

The Division of Probation and Parole provides a full range of supervision strategies to manage offenders on probation, parole and conditional release supervision. These strategies combine appropriate structure, control, treatment, and intervention to address the risk and needs of offenders in the community. In addition to supervision of offenders, staff provide assessments and investigations for the Courts, Parole Board, and other states. These assessments and investigations assist judges and the Parole Board in making informed and appropriate decisions. Through professional assessment and supervision, the division identifies and delivers necessary services to a complex offender population. The division also manages incarceration alternatives including electronic monitoring programs, intensive supervision programs, contracted residential facilities, one community release center, and six community supervision centers. The division also provides administrative support for the independent seven-member Parole Board.

Fiscal Year 2023 Governor's Recommendations

- \$2,000,000 Inmate Fund authority increase.
- \$5,840,681 for the remaining pay periods of the pay plan proposed to begin February 1, 2022, including \$5,834,303 general revenue.
- \$803,999 for the remaining pay periods of the Fiscal Year 2022 approved pay plan, including \$803,086 general revenue.
- (\$891,628) core reduction for one-time expenditures, including (\$391,628) general revenue.
- (\$617,192) and (18) staff reallocated to the Division of Human Services.

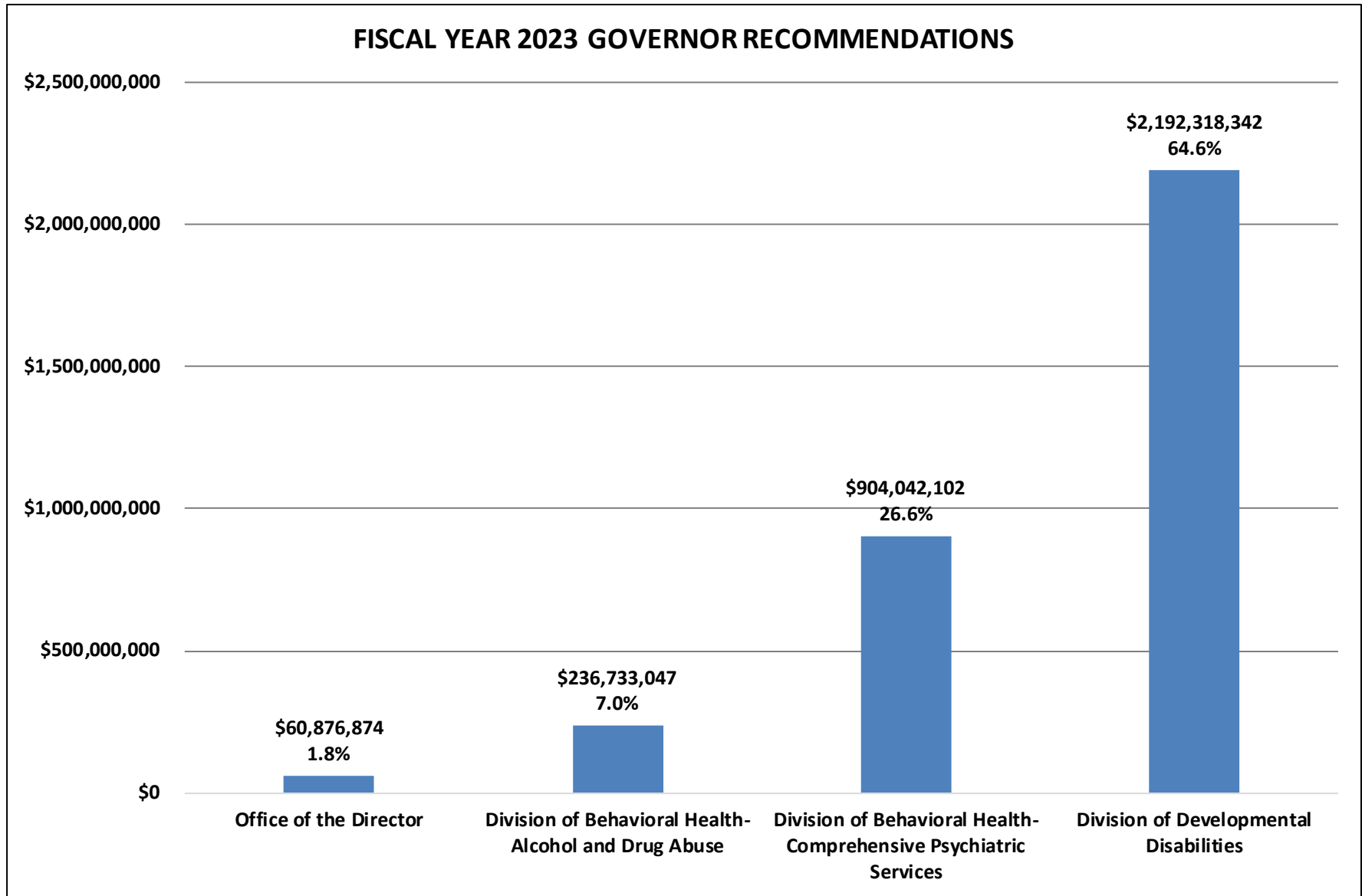
DEPARTMENT OF MENTAL HEALTH

FINANCIAL SUMMARY

	FY 2021 EXPENDITURE	FY 2022 APPROPRIATION	FY 2023 REQUEST	FY 2023 GOVERNOR RECOMMENDS
Office of the Director	\$ 43,840,189	\$ 67,690,958	\$ 59,816,904	\$ 60,876,874
Division of Behavioral Health-Alcohol and Drug Abuse	156,466,489	232,971,006	237,047,395	236,733,047
Division of Behavioral Health-Comprehensive Psychiatric Services	728,524,858	866,745,107	891,881,270	904,042,102
Division of Developmental Disabilities	1,261,829,747	1,616,674,009	1,760,571,569	2,192,318,342
State Legal Expense Fund Transfer	0	1	1	1
DEPARTMENTAL TOTAL	\$ 2,190,661,283	\$ 2,784,081,081 ¹	\$ 2,949,317,139	\$ 3,393,970,366 ²
General Revenue Fund	927,466,882	959,722,635	1,083,573,446	1,232,928,025
Federal Funds	1,229,919,863	1,701,806,552	1,790,430,446	2,042,931,163
Federal Stimulus Funds	7,032,436	17,280,165	32,267,001	32,427,637
HCBS FMAP Enhancement Fund	0	58,234,537	0	32,460,408
Mental Health Intergovernmental Transfer Fund	4,466,205	6,600,000	6,600,000	6,600,000
Compulsive Gamblers Fund	87,386	153,606	153,606	153,606
Health Initiatives Fund	6,286,394	6,334,919	6,337,541	6,358,836
Mental Health Earnings Fund	4,659,417	8,833,501	8,834,408	8,848,946
Habilitation Center Room and Board Fund	2,595,044	3,416,233	3,416,233	3,416,233
Opioid Addiction Treatment and Recovery Fund	0	1,000,000	0	10,100,000
Inmate Fund	3,013,779	3,513,779	3,513,779	3,513,779
Mental Health Trust Fund	530,343	2,483,059	2,488,584	2,529,638
DMH Local Tax Matching Fund	4,603,534	14,702,095	11,702,095	11,702,095
Total Full-time Equivalent Employees	6,676.28	7,176.40	7,269.40	7,223.95
General Revenue Fund	4,970.27	4,846.07	4,949.57	4,946.57
Federal Funds	1,697.38	2,309.83	2,299.33	2,256.88
Other Funds	8.63	20.50	20.50	20.50

¹ Does not include \$11,690,300 appropriated in House Bill 14 (2022) introduced January 5, 2022 during the second regular session of the 101st General Assembly and does not include \$26,829,591 recommended in Fiscal Year 2022 Supplemental Appropriations. See the Supplemental section of the Missouri Budget for details regarding the Department of Mental Health supplemental appropriations.

² Does not include \$180,181,812 appropriated in House Bill 20 (2022). See the American Rescue Plan Act section of the Missouri Budget for details regarding the additional Department of Mental Health appropriations.



**DEPARTMENT OF MENTAL HEALTH
OFFICE OF THE DIRECTOR**

FINANCIAL SUMMARY

	FY 2021 EXPENDITURE	FY 2022 APPROPRIATION	FY 2023 GOVERNOR RECOMMENDS
Office of the Director			
TOTAL	\$ 43,840,189	\$ 67,690,958	\$ 60,876,874
General Revenue Fund	7,739,423	11,615,912	12,624,860
Federal Funds	31,104,218	47,072,985	39,208,675
Other Funds	4,996,548	9,002,061	9,043,339
Total Full-time Equivalent Employees	172.39	150.87	146.37

The Office of the Director sets the direction for the Department of Mental Health under the advice of the seven-member Mental Health Commission appointed by the Governor. The Office of the Deputy Director is charged with internal audits, quality improvement, and deaf services. The Office of Public Affairs/Legislative Liaison disseminates information about mental health programs and reviews state and federal legislation. The Division of Administrative Services provides management and fiscal support to the department.

Fiscal Year 2023 Governor’s Recommendations

- \$431,000 for a new online training and certification system.
- \$73,886 for development and delivery of process improvement and performance management within the department.
- \$555,084 for the remaining pay periods of the pay plan proposed to begin February 1, 2022, including \$433,257 general revenue.
- \$90,862 for the remaining pay periods of the Fiscal Year 2022 approved pay plan, including \$70,805 general revenue.
- Six staff reallocated from the Division of Behavioral Health – Comprehensive Psychiatric Services and the Division of Developmental Disabilities.
- (\$7,558,856) federal funds and (10.5) staff core reduction for one-time expenditures.
- (\$406,060) federal funds core reduction from the Fiscal Year 2022 appropriation level.

**DEPARTMENT OF MENTAL HEALTH
DIVISION OF BEHAVIORAL HEALTH - ALCOHOL AND DRUG ABUSE**

FINANCIAL SUMMARY

	FY 2021 EXPENDITURE	FY 2022 APPROPRIATION	FY 2023 GOVERNOR RECOMMENDS
Division of Behavioral Health-Alcohol and Drug Abuse			
TOTAL	\$ 156,466,489	\$ 232,971,006	\$ 236,733,047
General Revenue Fund	55,002,097	54,055,181	45,739,259
Federal Funds	87,984,855	160,954,393	162,908,439
Other Funds	13,479,537	17,961,432	28,085,349
Total Full-time Equivalent Employees	50.92	61.70	61.70

The Division of Behavioral Health supports alcohol and drug misuse prevention, treatment, and recovery services for individuals and families struggling with substance use disorders. Services are delivered through contracts with community-based agencies across the state. Treatment services include detoxification, outpatient treatment, and residential support when necessary. There are treatment programs that serve the general population and provide specialized programs for women with dependent children, adolescents, and individuals needing specialized treatment for opioid use disorders. Individuals prioritized for services include pregnant women, intravenous drug users, and high-risk referrals from the Department of Corrections. Evidence-based substance use prevention programs focus on reducing underage drinking and delaying the first use of drugs among children.

Administrative responsibilities include fiscal oversight, service monitoring, claims processing, technical assistance, training, establishing standards, conducting research, disseminating public information, and authorizing services. Missouri’s treatment, prevention, and recovery services receive a significant amount of federal financial support from the Substance Abuse Prevention and Treatment Block Grant funded through the federal Substance Abuse and Mental Health Services Administration.

Fiscal Year 2023 Governor’s Recommendations

- \$15,705,900 federal funds for enhanced services and initiatives for people with mental health and substance use disorders funded through the American Rescue Plan Act.
- \$10,100,000 Opioid Addiction Treatment and Recovery Fund for community grants and distribution of the overdose reversal medicine, naloxone.
- \$9,224,100 federal funds for enhanced services and initiatives for people with mental health and substance use disorders funded through the Coronavirus Response and Relief Supplemental Appropriations Act.
- \$1,554,779 for anticipated utilization increases, including \$487,823 general revenue.
- \$988,872 for Value Based Payments for qualifying Certified Community Behavioral Health Organizations, including \$235,302 general revenue.
- \$573,198 federal funds for COVID-19 testing and mitigation resources for people with mental health and substance use disorders.
- \$176,624 for increased medication costs due to inflation.
- \$100,982 federal funds to address the change in the Medicaid federal participation percentage for four Community Mental Health Centers transitioning to Certified Community Behavioral Health Organizations.
- \$37,283 to address the change in the Medicaid federal participation percentage, including \$32,320 general revenue.
- \$216,490 for the remaining pay periods of the pay plan proposed to begin February 1, 2022, including \$195,991 general revenue.
- \$35,300 for the remaining pay periods of the Fiscal Year 2022 approved pay plan, including \$32,451 general revenue.
- (\$25,176,820) core reduction for one-time expenditures, including (\$58,731) general revenue.
- (\$9,774,667) core reduction from the Fiscal Year 2022 appropriation level, including (\$9,417,702) general revenue.

**DEPARTMENT OF MENTAL HEALTH
DIVISION OF BEHAVIORAL HEALTH - COMPREHENSIVE PSYCHIATRIC SERVICES**

FINANCIAL SUMMARY

	FY 2021 EXPENDITURE	FY 2022 APPROPRIATION	FY 2023 GOVERNOR RECOMMENDS
Division of Behavioral Health-Comprehensive Psychiatric Services			
TOTAL	\$ 728,524,858	\$ 866,745,107	\$ 904,042,102
General Revenue Fund	398,774,189	402,555,480	431,996,950
Federal Funds	326,565,251	457,436,699	466,271,478
Other Funds	3,185,418	6,752,928	5,773,674
Total Full-time Equivalent Employees	3,627.10	3,778.04	3,878.54

The Division of Behavioral Health is charged with delivering psychiatric services to individuals with mental illness throughout the State of Missouri. Services are targeted primarily to persons with severe and persistent mental illness, children and youth with serious emotional disturbances, and people with mental illness who have been involved in the criminal justice system. Priorities within these target groups are individuals in crisis, people who are homeless, those recently discharged from inpatient care, individuals with complex medical conditions, and individuals on probation or parole.

Each of Missouri’s 25 service areas has a community mental health center that is designated as the division’s administrative agent and provides psychiatric services to individuals that meet admission criteria. These administrative agents have historically served as the primary entry and exit points for state-funded mental health services. The agents are responsible for providing services to both adults and children in their designated areas and for providing follow-up services to individuals released from state-operated inpatient hospitals.

The division operates six adult inpatient facilities that primarily serve individuals committed by the criminal courts and operates one children’s psychiatric hospital, the only one of its kind in the state. It also operates a secure inpatient program for sexually violent predators committed to state custody by the courts.

**DEPARTMENT OF MENTAL HEALTH
DIVISION OF BEHAVIORAL HEALTH - COMPREHENSIVE PSYCHIATRIC SERVICES**

Fiscal Year 2023 Governor's Recommendations

- \$28,515,137 to implement the federally mandated 988 Crisis Hotline to serve as the emergency hotline for mental health, including \$20,465,802 general revenue.
- \$8,899,850 for Value Based Payments for qualifying Certified Community Behavioral Health Organizations, including \$2,117,719 general revenue.
- \$8,757,000 federal funds for enhanced services and initiatives for people with mental health and substance use disorders funded through the American Rescue Plan Act.
- \$5,595,096 federal funds to address the change in the Medicaid federal participation percentage from four Community Mental Health Centers transitioning to Certified Community Behavioral Health Organizations.
- \$5,143,000 federal funds for enhanced services and initiatives for people with mental health and substance use disorders funded through the Coronavirus Response and Relief Supplemental Appropriations Act.
- \$3,043,597 and 32.5 staff for a new unit to accommodate increased demand for care and treatment of individuals found by courts to be unable to proceed to trial.
- \$2,758,463 and 46 staff for a new unit to accommodate increased demand for psychiatric care of individuals requiring inpatient services.
- \$2,640,153 for anticipated utilization increases, including \$756,285 general revenue.
- \$620,298 federal funds for COVID-19 testing and mitigation resources for people with mental health and substance use disorders.
- \$420,000 for Youth Behavioral Health Liaisons in the Kansas City and St. Louis areas, including \$104,294 general revenue.
- \$375,602 for increased medication costs due to inflation.
- \$221,784 to address the change in the Medicaid federal participation percentage.
- \$163,441 federal funds to evaluate current statewide behavioral health mobile crisis capacity and create a strategy for implementing this as a Medicaid service statewide.
- \$108,348 for increased food costs at state institutions.
- \$75,142 for increased costs of healthcare services in state-operated facilities.
- \$15,176,511 for the remaining pay periods of the pay plan proposed to begin February 1, 2022, including \$15,157,474 general revenue.
- \$1,573,458 for the remaining pay periods of the Fiscal Year 2022 approved pay plan, including \$1,571,749 general revenue.
- 25 staff reallocated from the Division of Developmental Disabilities for additional staffing at Fulton State Hospital.
- (\$23,509,256) core reduction for one-time expenditures, including (\$5,541,236) general revenue.
- (\$23,280,629) core reduction from the Fiscal Year 2022 appropriation level, including (\$11,773,553) general revenue.
- (Three) staff reallocated to the Office of the Director.

**DEPARTMENT OF MENTAL HEALTH
DIVISION OF DEVELOPMENTAL DISABILITIES**

FINANCIAL SUMMARY

	FY 2021 EXPENDITURE	FY 2022 APPROPRIATION	FY 2023 GOVERNOR RECOMMENDS
Division of Developmental Disabilities			
TOTAL	\$ 1,261,829,747	\$ 1,616,674,009	\$ 2,192,318,342
General Revenue Fund	465,951,173	491,496,061	742,566,955
Federal Funds	791,297,975	1,111,857,177	1,439,430,616
Other Funds	4,580,599	13,320,771	10,320,771
Total Full-time Equivalent Employees	2,825.87	3,185.79	3,137.34

The Division of Developmental Disabilities provides service coordination and support services to individuals with developmental and intellectual disabilities (ID/DD) which allow them to live as independently as possible and stay connected with their communities. The division provides these services through contracts with public and private agencies as well as with state-operated facilities. Through this provider network, the division provides residential services for individuals who need a support structure ranging from complex medical and behavior settings to independent living. The division also provides support services for individuals who live independently or with family and other services that provide training, address behavior issues, and provide therapies. Funding for these services is predominately matched by Medicaid through four Medicaid Waivers for the ID/DD population. The division also provides an array of supportive and diagnostic services for individuals with autism. Division regional offices are the entry point for all individuals applying for services. These offices determine eligibility, connect an individual with a service coordinator, provide quality oversight, manage the provider network, and approve service plans.

Fiscal Year 2023 Governor's Recommendations

- \$411,591,024 for standardized market-based provider rate increases to establish a market wage for Direct Support Professionals and similarly increased wage levels for other support services professionals as well as Value Based Payment incentives and information technology investments, including \$127,725,788 general revenue.
- \$166,378,997 to continue providing standardized provider rates up to market-based cost, including \$56,655,376 general revenue.
- \$127,016,453 to provide critical community based services for individuals experiencing a crisis or emergency situation, to transition individuals from the Children's Division and nursing homes, and to prevent individuals from being added to the Medicaid-eligible in-home wait list, including \$43,048,000 general revenue.
- \$14,676,724 federal funds to enhance, expand, and strengthen home and community based services through technology, training, and other initiatives.
- \$7,606,227 for case management privatization, including \$2,685,468 general revenue.
- \$4,949,444 to maintain targeted market-based Home and Community Based Services provider rate adjustments, including \$1,685,385 general revenue.
- \$4,652,738 for autism diagnostic evaluations and services.
- \$4,464,000 to continue providing telehealth physician services for individuals utilizing developmental disability waiver services, including \$1,520,082 general revenue.
- \$802,541 to address the change in the Medicaid federal participation percentage.
- \$17,768 federal funds for identifying and assisting individuals with developmental disabilities who may need help accessing the COVID-19 vaccine.
- \$11,988,644 for the remaining pay periods of the pay plan proposed to begin February 1, 2022, including \$11,963,839 general revenue.
- \$1,144,755 for the remaining pay periods of the Fiscal Year 2022 approved pay plan, including \$1,140,334 general revenue.
- (\$177,412,982) and (20.45) staff core reduction from the Fiscal Year 2022 appropriation level, including (\$808,657) general revenue.
- (\$2,232,000) federal funds core reduction for one-time expenditures.
- (28) staff reallocated to the Division of Behavioral Health – Comprehensive Psychiatric Services and the Office of the Director.

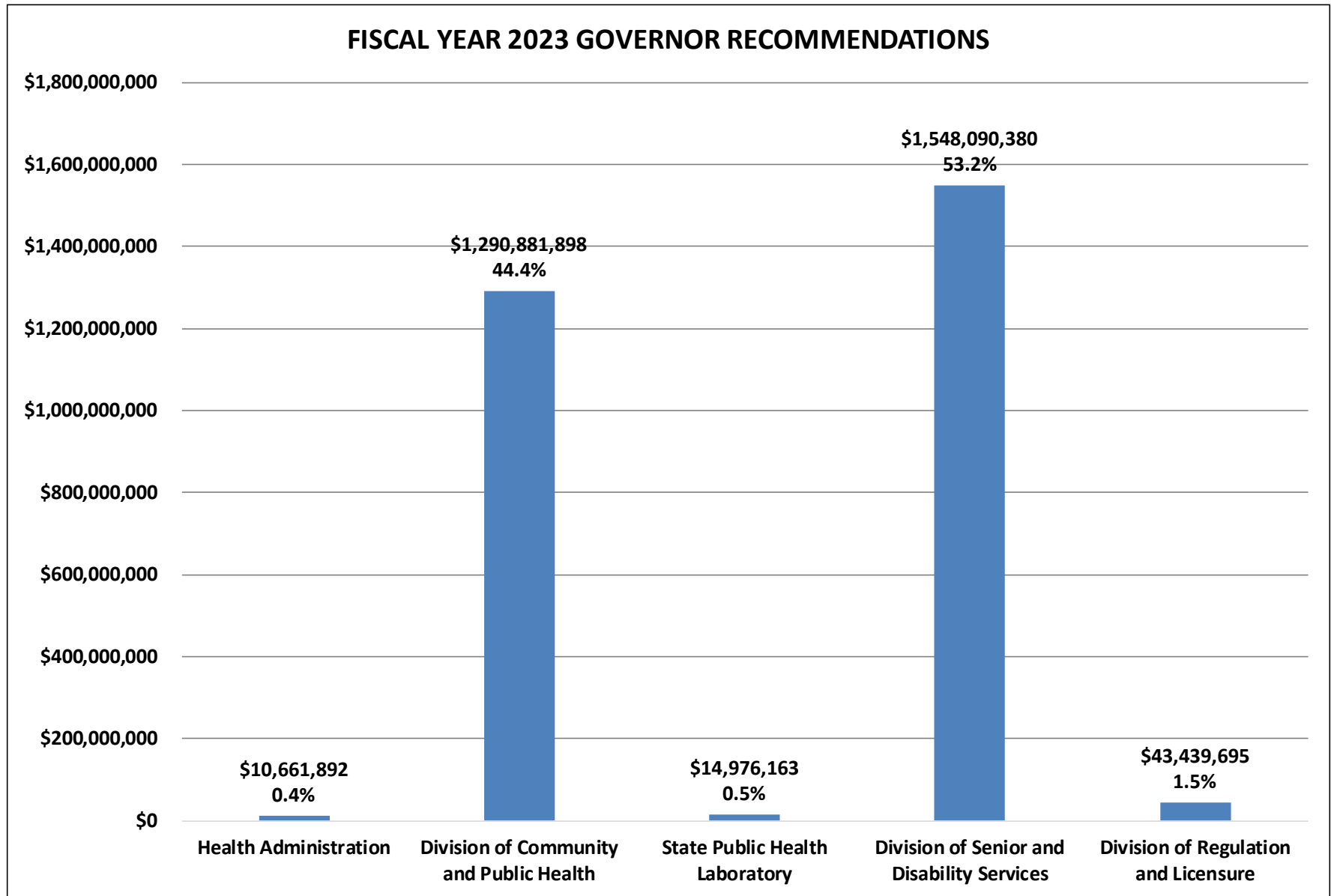
DEPARTMENT OF HEALTH AND SENIOR SERVICES

FINANCIAL SUMMARY

	FY 2021 EXPENDITURE	FY 2022 APPROPRIATION	FY 2023 REQUEST	FY 2023 GOVERNOR RECOMMENDS
Health Administration	\$ 5,019,693	\$ 10,138,029	\$ 10,272,955	\$ 10,661,892
Division of Community and Public Health	581,857,503	1,166,237,274	1,263,447,404	1,290,881,898
State Public Health Laboratory	9,067,176	14,089,002	14,684,191	14,976,163
Division of Senior and Disability Services	1,020,970,462	1,119,144,171	1,217,467,208	1,548,090,380
Division of Regulation and Licensure	34,705,569	40,706,814	41,151,028	43,439,695
State Legal Expense Fund Transfer	0	1	1	1
DEPARTMENTAL TOTAL	\$1,651,620,403	\$2,350,315,291 ¹	\$2,547,022,787	\$2,908,050,029 ²
General Revenue Fund	389,052,834	411,858,534	437,755,255	537,958,132
Federal Funds	996,525,137	1,140,264,507	1,202,507,920	1,401,611,952
Federal Stimulus Funds	240,574,757	752,350,269	849,793,761	880,165,170
Budget Stabilization Fund	0	0	0	16,525,000
HCBS FMAP Enhancement Fund	0	8,054,487	18,629,178	28,676,655
Nursing Facility Reimbursement Allowance Fund	489,095	725,000	725,000	725,000
Nursing Facility Quality of Care Fund	2,332,177	3,349,880	3,359,256	3,416,075
Federal Reimbursement Allowance Fund	0	0	0	500,000
Health Initiatives Fund	1,493,731	1,612,587	1,624,071	4,194,680
Health Access Incentive Fund	765,887	791,737	792,537	797,023
Missouri Public Health Services Fund	7,089,539	10,422,013	10,886,015	11,060,387
Insurance Dedicated Fund	500,000	500,000	500,000	500,000
Missouri Veterans' Health and Care Fund	9,393,434	13,827,511	13,772,406	14,017,166
Hazardous Waste Fund	213,431	287,355	289,539	302,780
Safe Drinking Water Fund	403,863	473,641	582,037	587,999
Opioid Addiction Treatment and Recovery Fund	0	0	0	1,150,000
Missouri State Coroners' Training Fund	0	355,482	355,482	355,482
Other Funds	2,786,518	5,442,288	5,450,330	5,506,528
Total Full-time Equivalent Employees	1,669.04	1,755.00	1,841.61	1,802.25
General Revenue Fund	583.97	609.88	647.18	632.93
Federal Funds	961.26	962.11	1,009.52	986.81
Other Funds	123.81	183.01	184.91	182.51

¹ Does not include \$28,779,216 appropriated in House Bill 14 (2022) introduced January 5, 2022 during the second regular session of the 101st General Assembly and does not include \$37,758,879 recommended in Fiscal Year 2022 Supplemental Appropriations. See the Supplemental section of the Missouri Budget for details regarding the Department of Health and Senior Services supplemental appropriations.

² Does not include \$88,626,000 appropriated in House Bill 20 (2022). See the American Rescue Plan Act section of the Missouri Budget for details regarding the additional Department of Health and Senior Services appropriations.



**DEPARTMENT OF HEALTH AND SENIOR SERVICES
HEALTH ADMINISTRATION**

FINANCIAL SUMMARY

	FY 2021 EXPENDITURE	FY 2022 APPROPRIATION	FY 2023 GOVERNOR RECOMMENDS
Health Administration			
TOTAL	\$ 5,019,693	\$ 10,138,029	\$ 10,661,892
General Revenue Fund	519,536	552,328	635,121
Federal Funds	3,894,559	8,218,236	8,637,575
Other Funds	605,598	1,367,465	1,389,196
Total Full-time Equivalent Employees	75.22	83.35	85.35

The Director’s Office and the Division of Administration perform the coordination and control functions necessary to ensure efficient, cost-effective use of state resources for all Missouri public health and senior services programs. Responsibilities and services include budgeting, legislative review, accounting, expenditure control, purchasing, contract and grant administration, general office support, legal services, public affairs, strategic planning, and personnel management and training.

Fiscal Year 2023 Governor’s Recommendations

- \$73,886 for development and delivery of process improvement and performance management within the department, including \$5,911 general revenue.
- \$315,051 for the remaining pay periods of the pay plan proposed to begin February 1, 2022, including \$35,304 general revenue.
- \$42,932 for the remaining pay periods of the Fiscal Year 2022 approved pay plan, including \$4,438 general revenue.
- \$91,994 and two staff transferred from the Department of Social Services to support appeals hearings, including \$37,140 general revenue.

**DEPARTMENT OF HEALTH AND SENIOR SERVICES
DIVISION OF COMMUNITY AND PUBLIC HEALTH**

FINANCIAL SUMMARY

	FY 2021 EXPENDITURE	FY 2022 APPROPRIATION	FY 2023 GOVERNOR RECOMMENDS
Division of Community and Public Health			
TOTAL	\$ 581,857,503	\$1,166,237,274	\$1,290,881,898
General Revenue Fund	23,786,663	28,141,191	32,936,058
Federal Funds	550,673,314	1,127,292,075	1,244,623,490
Other Funds	7,397,526	10,804,008	13,322,350
Total Full-time Equivalent Employees	539.93	602.11	558.68

The Division of Community and Public Health, in partnership with local public health agencies, is responsible for providing an effective and responsive public health system in Missouri in order to promote health, prevent disease, and protect all persons living in or traveling through the state. The division addresses this mission through a variety of actions, including monitoring and epidemiological services for environmentally-induced conditions and communicable and zoonotic diseases. Additionally, diagnostic and treatment services for tuberculosis, HIV/AIDS, and sexually transmitted diseases are provided in collaboration with local public health agencies and other clinical partners.

Public health functions include the collection, analysis, and dissemination of data that identify the current health status, emerging health problems, and the unmet health needs of Missourians. Issuance of birth and death certificate copies and the maintenance of documentation of marriages and dissolutions are also managed through the division. The health needs of women and minority populations in the state are addressed through the Section for Women’s Health and the Office of Minority Health. The division reduces the risk of disease and illness in Missouri by implementing and assuring good sanitation and safety practices in commercial lodging establishments, on-site sewage systems, food establishments, and lead remediators. The division also administers programs for maternal, child, and family health including children with special healthcare needs, nutritional health, chronic disease prevention, health promotion, brain injury rehabilitation, genetic disorders, and community health improvement. Finally, the Office of Rural Health and Primary Care encourages nurses, doctors, and dentists to locate in medically underserved areas of the state.

**DEPARTMENT OF HEALTH AND SENIOR SERVICES
DIVISION OF COMMUNITY AND PUBLIC HEALTH**

Fiscal Year 2023 Governor's Recommendations

- \$108,681,193 federal funds and six staff for COVID-19 mitigation and prevention efforts, including testing, vaccinations, reporting, and public health workforce enhancement.
- \$14,404,834 for the Ryan White HIV/AIDS Program, including \$1,404,834 general revenue.
- \$3,953,820 and one staff to fund the SB 569 (2020) provision requiring the establishment of a statewide telehealth network for forensic examinations of victims of sexual offenses.
- \$2,500,000 Health Initiatives Fund for tobacco cessation and prevention initiatives.
- \$2,300,000 for aid to local public health agencies.
- \$825,000 Budget Stabilization Fund for implementation of a new community water fluoridation technology.
- \$767,004 federal funds to address COVID-19 preparedness and response.
- \$600,000 Budget Stabilization Fund to replace aging environmental testing machines used for identification of harmful contaminants at childcare facilities and industrial waste sites.
- \$530,000 for maternal and perinatal health initiatives, including \$180,000 general revenue.
- \$500,000 Federal Reimbursement Allowance Fund to continue Poison Control Hotline costs previously funded by general revenue.
- \$500,000 federal funds for community water fluoridation.
- \$495,000 federal funds for the Section for Women's Health.
- \$60,796 federal funds to provide the Department of Social Services with birth match data for implementing requirements enacted in HB 429 (2021).
- \$2,459,078 for the remaining pay periods of the pay plan proposed to begin February 1, 2022, including \$461,437 general revenue.
- \$304,051 for the remaining pay periods of the Fiscal Year 2022 approved pay plan, including \$67,526 general revenue.
- (\$7,377,536) and (50.43) staff reallocated to the Division of Senior and Disability Services, including (\$3,072,750) general revenue.
- (\$6,358,616) federal funds core reduction for one-time expenditures.
- (\$500,000) core reduction from the Fiscal Year 2022 appropriation level.

**DEPARTMENT OF HEALTH AND SENIOR SERVICES
STATE PUBLIC HEALTH LABORATORY**

FINANCIAL SUMMARY

	FY 2021 EXPENDITURE	FY 2022 APPROPRIATION	FY 2023 GOVERNOR RECOMMENDS
State Public Health Laboratory			
TOTAL	\$ 9,067,176	\$ 14,089,002	\$ 14,976,163
General Revenue Fund	1,657,374	2,800,083	2,935,880
Federal Funds	2,127,047	3,482,412	3,559,945
Other Funds	5,282,755	7,806,507	8,480,338
Total Full-time Equivalent Employees	52.04	106.01	105.51

The State Public Health Laboratory (SPHL) provides a broad range of disease control and surveillance, preventive healthcare, emergency preparedness, all-hazards laboratory response, environmental monitoring, and laboratory improvement services. The SPHL operates specialty units in Jefferson City and Poplar Bluff, providing services to physicians, veterinarians, law enforcement, local and district public health personnel, hospitals, private laboratories, public health and other state agencies. The SPHL conducts testing in the fields of immunology, virology, microbiology, tuberculosis, chemistry, environmental bacteriology, advanced molecular detection, and newborn screening that allows medical practitioners to identify harmful conditions and provide appropriate treatment. The SPHL also conducts analyses of water and food to assure its safe use and implements quality standards for Missouri breath alcohol testing. The SPHL is the state reference laboratory, serving the department, local health agencies, and medical professionals and institutions throughout Missouri by confirming results or completing organism identification. The SPHL is the leader in the state for acquiring and implementing advanced technologies and methodologies to detect chemicals and newly emerging or re-emerging diseases of public health consequence.

Fiscal Year 2023 Governor’s Recommendations

- \$438,231 Missouri Public Health Services Fund for increased newborn screening testing costs.
- \$108,396 Safe Drinking Water Fund to continue drinking water testing previously funded by general revenue.
- \$291,972 for the remaining pay periods of the pay plan proposed to begin February 1, 2022, including \$116,683 general revenue.
- \$48,562 for the remaining pay periods of the Fiscal Year 2022 approved pay plan, including \$19,114 general revenue.
- (.5) staff core reduction from the Fiscal Year 2022 appropriation level.

**DEPARTMENT OF HEALTH AND SENIOR SERVICES
DIVISION OF SENIOR AND DISABILITY SERVICES**

FINANCIAL SUMMARY

	FY 2021 EXPENDITURE	FY 2022 APPROPRIATION	FY 2023 GOVERNOR RECOMMENDS
Division of Senior and Disability Services			
TOTAL	\$1,020,970,462	\$1,119,144,171	\$1,548,090,380
General Revenue Fund	354,258,664	371,620,915	491,877,178
Federal Funds	666,681,298	747,460,298	1,055,104,194
Other Funds	30,500	62,958	1,109,008
Total Full-time Equivalent Employees	529.28	526.26	611.69

The Division of Senior and Disability Services is mandated to investigate allegations of abuse, neglect, and financial exploitation of vulnerable seniors and individuals with disabilities based on reports received at a state-wide, toll-free hotline. Designated as the State Unit on Aging, the division is responsible for assuring that a comprehensive, effective, and coordinated home and community-based long-term care delivery system is available for the elderly and individuals with disabilities. The division informs individuals considering long-term care about their options for home care and provides appropriate referrals; authorizes Medicaid-funded home and community-based services; provides care plan management for home care service recipients; and monitors the quality of services provided to participants. The State Long-Term Care Ombudsman Program advocates for the rights of residents in licensed long-term care facilities and educates volunteers to assist residents in facilities across the state. Funding for the Area Agencies on Aging (AAAs) helps provide seniors the services they need to continue living in their communities, including congregate and home-delivered meals, transportation, legal services, health promotion, and other support services authorized under the Older Americans Act. The division also provides guidance, oversight, and monitoring of the programs and services offered by the AAAs. These flexible service delivery systems help empower thousands of elderly individuals and adults with disabilities to live dignified, independent lives in their own homes and communities.

Fiscal Year 2023 Governor’s Recommendations

- \$317,774,686 for standardized market-based provider rate increases to establish a market wage for Personal Care Attendants as well as Value Based Payment incentives, including \$101,801,955 general revenue.
- \$40,566,622 federal funds to meet increases in demand for the MO HealthNet Home and Community Based Services Program.
- \$26,234,737 federal funds for meals and supportive services provided to senior citizens through the Area Agencies on Aging.
- \$23,727,781 to maintain targeted market-based Home and Community Based Services provider rate adjustments, including \$8,079,784 general revenue.
- \$15,775,653 for increased MO HealthNet Home and Community Based Services Program costs, including \$5,371,926 general revenue.
- \$15,100,000 Budget Stabilization Fund for expanding AAA infrastructure to increase production of frozen home-delivered meals for senior citizens.
- \$4,943,883 and 35 staff for MO HealthNet Home and Community Based Services reassessments, including \$687,525 general revenue.
- \$2,389,707 federal funds for the Adult Protective Services Program.
- \$1,398,088 federal funds to enhance, expand, and strengthen home and community-based services through technology, training, and other initiatives.
- \$391,011 to address the change in the Medicaid federal participation percentage.
- \$200,480 federal funds for the Long-Term Care Ombudsman Program.
- \$100,000 federal funds for a new Adult Protective Services case management system.
- \$51,506 to continue the Brain Injury Waiver provider rates from Fiscal Year 2022, including \$17,539 general revenue.
- \$1,612,220 for the remaining pay periods of the pay plan proposed to begin February 1, 2022, including \$731,080 general revenue.
- \$219,596 for the remaining pay periods of the Fiscal Year 2022 approved pay plan, including \$102,693 general revenue.
- \$7,377,536 and 50.43 staff reallocated from the Division of Community and Public Health, including \$3,072,750 general revenue.
- (\$24,087,648) federal funds core reduction from the Fiscal Year 2022 appropriation level.
- (\$4,829,649) federal funds core reduction for one-time expenditures.

**DEPARTMENT OF HEALTH AND SENIOR SERVICES
DIVISION OF REGULATION AND LICENSURE**

FINANCIAL SUMMARY

	FY 2021 EXPENDITURE	FY 2022 APPROPRIATION	FY 2023 GOVERNOR RECOMMENDS
Division of Regulation and Licensure			
TOTAL	\$ 34,705,569	\$ 40,706,814	\$ 43,439,695
General Revenue Fund	8,830,597	8,744,016	9,573,894
Federal Funds	13,723,676	14,216,242	15,053,573
Other Funds	12,151,296	17,746,556	18,812,228
Total Full-time Equivalent Employees	472.57	437.27	441.02

The Division of Regulation and Licensure is responsible for assuring that the care and services provided by hospitals, ambulatory surgical centers, home health agencies, hospice providers, adult day care providers, nursing facilities (including skilled care, assisted living, residential care, and intermediate care for individuals with intellectual disabilities), emergency medical service agencies, emergency medical technicians, and those authorized to prescribe or dispense controlled substances meet state and/or federal standards. The division fulfills its regulatory responsibilities through license issuance, inspections and surveys, compliance monitoring visits, complaint investigations, enforcement activities, and the provision of education and training. For Medicare and Medicaid providers, the division performs federal certification functions on behalf of the Centers for Medicare and Medicaid Services. Population-based need calculations are performed by the division to assist the Missouri Health Facilities Review Committee when determining whether health facility building projects or equipment replacement requests are appropriate. The division also includes the Family Care Safety Registry, which registers caregivers and provides background screenings to families and employers who want to hire a caregiver for children, the elderly, and people with disabilities. The Board of Nursing Home Administrators and the Missouri Health Facilities Review Committee are also part of the division. The board licenses, tests, and provides oversight for nursing home administrators. The committee focuses on healthcare cost containment through a certificate of need process. The Division also operates the Medical Marijuana Program pursuant to Article XIV, Section 1 of the Missouri Constitution.

Fiscal Year 2023 Governor’s Recommendations

- \$800,000 Opioid Addiction Treatment and Recovery Fund for statewide distribution of the overdose reversal medicine naloxone.
- \$204,098 and two staff for the Time Critical Diagnosis Program.
- \$1,532,409 for the remaining pay periods of the pay plan proposed to begin February 1, 2022, including \$495,893 general revenue.
- \$248,768 for the remaining pay periods of the Fiscal Year 2022 approved pay plan, including \$77,147 general revenue.
- \$55,096 and 1.75 staff transferred from the Department of Social Services for conducting background checks through the Family Care Safety Registry.
- (\$107,490) core reduction for one-time expenditures, including (\$2,356) general revenue.

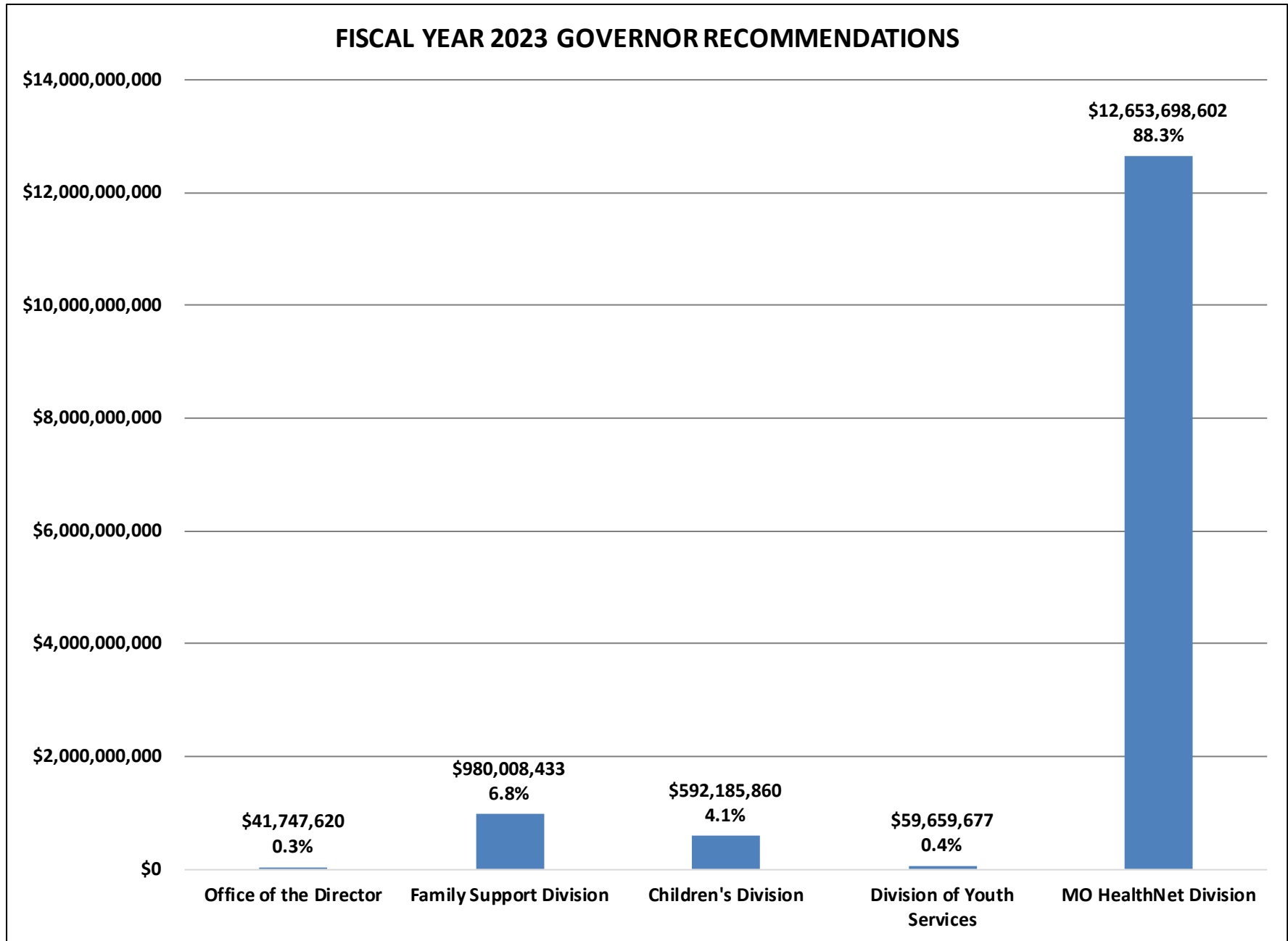
DEPARTMENT OF SOCIAL SERVICES

FINANCIAL SUMMARY

	FY 2021 EXPENDITURE	FY 2022 APPROPRIATION	FY 2023 REQUEST	FY 2023 GOVERNOR RECOMMENDS
Office of the Director	\$ 21,531,977	\$ 39,811,887	\$ 40,976,998	\$ 41,747,620
Family Support Division	661,173,733	896,631,367	987,419,253	980,008,433
Children's Division	579,413,910	531,055,083	543,823,568	592,185,860
Division of Youth Services	44,589,727	56,624,573	57,025,676	59,659,677
MO HealthNet Division	8,802,636,174	9,078,203,011	11,876,534,450	12,653,698,602
State Legal Expense Fund Transfer	0	1	1	1
DEPARTMENTAL TOTAL	\$ 10,109,345,521	\$ 10,602,325,922	\$ 13,505,779,946	\$ 14,327,300,193
General Revenue Fund	1,969,170,812	1,827,710,426	2,224,125,610	2,550,201,128
Victims of Crime - Federal Funds	51,838,514	67,325,699	67,331,809	67,074,655
Children's Health Insurance Program Fund	0	380,866,989	531,929,998	538,805,945
Title XIX - Federal Funds	4,213,528,814	4,005,389,525	6,084,277,321	6,544,692,738
Child Care and Development Block Grant Federal Fund	0	4,920,884	5,034,454	5,261,494
Budget Stabilization Fund	0	0	0	40,000,000
Temporary Assistance for Needy Families - Federal Funds	159,489,957	207,968,156	206,546,303	207,498,257
CHIP Increased Enhancement Fund	18,750,000	0	0	0
DSS - Federal and Other Funds	695,651,993	820,221,996	832,579,315	846,598,943
Division of Youth Services Child Benefits Fund	0	200,000	200,000	200,000
Federal Stimulus Funds - American Recovery and Reinvestment Act (2009)	8,322,492	28,000,000	10,000,000	3,000,000
Federal Stimulus Funds - CARES Act (2020)	58,344,540	120,338,506	74,034,723	62,402,620
Federal Stimulus Funds - ARPA (2021)	0	0	141,249,605	137,035,106
Uncompensated Care Fund	92,794,914	92,794,914	92,794,914	92,794,914
Pharmacy Rebates Fund	227,829,017	258,173,245	261,836,577	261,864,771
Third Party Liability Collections Fund	14,156,382	18,304,634	18,315,009	18,383,308
Federal Reimbursement Allowance Fund	1,908,113,227	2,002,868,557	2,174,397,780	2,172,937,371
Pharmacy Reimbursement Allowance Fund	147,923,590	132,704,332	143,786,296	143,788,060
Child Support Enforcement Fund	3,624,840	3,974,110	3,986,298	3,994,166
Nursing Facility Reimbursement Allowance Fund	294,750,190	366,296,405	366,296,405	366,296,405
Nursing Facility Quality of Care Fund	88,286	101,695	102,603	108,342
Health Initiatives Fund	31,300,593	28,736,972	28,752,310	28,858,331
Ground Emergency Medical Transportation Fund	7,839,637	29,010,812	29,011,281	29,066,387
Blind Pension Fund	34,761,605	37,262,368	37,928,008	37,262,368
Healthy Families Trust Fund	65,359,015	45,100,817	45,100,817	45,100,817
Life Sciences Research Trust Fund	33,366,132	26,700,272	26,700,272	26,700,272
Missouri Rx Plan Fund	391,858	3,227,939	3,231,663	3,255,346
Premium Fund	9,080,000	13,059,854	13,059,854	13,059,854
Alternative Care Trust Fund	14,762,343	16,000,000	18,000,000	16,000,000
Ambulance Service Reimbursement Allowance Fund	20,362,113	27,819,348	27,819,541	27,820,667
Other Funds	27,744,657	37,247,467	37,351,180	37,237,928
Total Full-time Equivalent Employees	6,293.20	6,547.78	6,642.28	6,630.55
General Revenue Fund	2,212.97	2,371.74	2,412.04	2,407.29
Federal Funds	3,878.13	3,813.40	3,867.40	3,857.42
Other Funds	202.10	362.64	362.84	365.84

¹ Does not include \$1,762,385,162 appropriated in House Bill 14 (2022) introduced January 5, 2022 during the second regular session of the 101st General Assembly and does not include \$202,108,545 recommended in Fiscal Year 2022 Supplemental Appropriations. See the Supplemental section of the Missouri budget for details regarding the Department of Social Services supplemental appropriations.

² Does not include \$76,965,833 appropriated in House Bill 20 (2022). See the American Rescue Plan Act section of the Missouri budget for details regarding the additional Department of Social Services appropriations.



**DEPARTMENT OF SOCIAL SERVICES
OFFICE OF THE DIRECTOR**

FINANCIAL SUMMARY

	FY 2021 EXPENDITURE	FY 2022 APPROPRIATION	FY 2023 GOVERNOR RECOMMENDS
Office of the Director	\$ 211,928	\$ 193,946	\$ 348,092
Federal Grants and Donations	179,403	2,033,999	2,033,999
Human Resource Center	506,040	535,811	569,259
Missouri Medicaid Audit and Compliance	3,581,928	4,628,138	5,035,886
Recovery Audit and Compliance	0	1,200,000	1,200,000
Systems Management	5,700,364	7,000,000	7,000,000
Finance and Administrative Services	4,290,431	5,328,879	5,348,055
Revenue Maximization	74,744	3,000,000	3,000,000
Neglected and Delinquent Children	673,148	1,568,510	1,818,072
Legal Services	4,998,233	12,943,019	13,838,412
State Technical Assistance Team	1,315,758	1,379,585	1,555,845
TOTAL	\$ 21,531,977	\$ 39,811,887	\$ 41,747,620
General Revenue Fund	8,254,445	12,730,844	13,871,951
Federal Funds	11,649,440	23,373,451	23,973,205
Other Funds	1,628,092	3,707,592	3,902,464
Total Full-time Equivalent Employees	270.11	329.60	328.62

Office of the Director – The Office of the Director includes the director, the director’s staff, the Human Resource Center (HRC), the Missouri Medicaid Audit and Compliance (MMAC) Unit, and the Strategic Performance and Innovations (SPI) Unit. The director provides leadership for over 6,600 employees and the divisions of the Department of Social Services. The HRC guides the Department’s human resource management program, providing leadership, direction and coordination of related services and support to all divisions. The MMAC Unit screens and enrolls Medicaid providers and ensures Medicaid provider payments are in compliance with state and federal requirements. The SPI Unit conducts research, data management and analysis, and improvement and innovation initiatives for the Department.

Division of Finance and Administrative Services – The Division of Finance and Administrative Services provides budgeting, financial, and support services to all divisions within the Department. Responsibilities include: budget management and oversight; fiscal note preparation; compliance, audit coordination and quality control; procurement and contract management; grants and cash management; cost allocation; accounts payable and receivable; payroll; research, data analysis and reporting; Title IV-E eligibility determinations and redeterminations; revenue maximization; emergency management; fleet vehicle management; office coordination and safety; voice telecommunications; supplies/warehouse and inventory management; incoming and outgoing mail services for St. Louis City and St. Louis County; and additional support services throughout four regional offices located in Jefferson City, Kansas City, St. Louis, and Springfield. The Division is also responsible for the administration of the Department tax credit program, Victims of Crime Act program, Family Violence Prevention & Services grant, Community Partnership program, Alternatives to Abortion program, and Temporary Assistance sub-recipient program.

Division of Legal Services – The Division of Legal Services provides comprehensive legal support to the Department and all of its divisions. The Division’s responsibilities include: due process hearings for public assistance and child support recipient appeals; legal representation of the Department in juvenile and circuit courts; coordinating with the Missouri Attorney General’s Office; investigating fraud and abuse of public assistance programs; and conducting background investigations on Department employees. The Division also coordinates the Department’s compliance with applicable federal and state privacy laws, such as the Health Insurance Portability and Accountability Act. The Division also includes the State Technical Assistance Team (STAT), which is responsible for assisting investigations involving the death of a child or any crime against a child, such as child abuse, neglect, sexual abuse, child exploitation, and internet crimes. In addition, STAT also manages and supports Missouri’s Child Fatality Review Program and offers training and outreach to all members of the multidisciplinary teams who protect children.

**DEPARTMENT OF SOCIAL SERVICES
OFFICE OF THE DIRECTOR**

Fiscal Year 2023 Governor's Recommendations

- \$484,182 federal funds for permanency attorneys.
- \$336,751 and five staff to restore funding to the Fiscal Year 2021 level, including \$110,697 general revenue.
- \$301,542 and four staff to fund the HB557 (2021) provision requiring license-exempt residential facilities to register with the Department of Social Services.
- \$102,700 Medicaid Provider Enrollment Fund for the Missouri Medicaid Audit and Compliance Unit.
- \$91,597 for the State Technical Assistance Team.
- \$73,886 for development and delivery of process improvement and performance management within the department, including \$53,225 general revenue.
- \$33,180 and one staff to administer MO HealthNet benefits, pursuant to Section 36(c) of Article IV of the Missouri Constitution, including \$16,590 general revenue.
- \$1,046,995 for the remaining pay periods of the pay plan proposed to begin February 1, 2022, including \$525,891 general revenue.
- \$144,508 for the remaining pay periods of the Fiscal Year 2022 approved pay plan, including \$78,705 general revenue.
- (\$587,614) federal funds and (8.98) staff core reduction from the Fiscal Year 2022 appropriation level.
- (\$91,994) and (two) staff transferred to the Department of Health and Senior Services, including (\$37,140) general revenue.

**DEPARTMENT OF SOCIAL SERVICES
FAMILY SUPPORT DIVISION**

FINANCIAL SUMMARY

	FY 2021 EXPENDITURE	FY 2022 APPROPRIATION	FY 2023 GOVERNOR RECOMMENDS
Family Support Administration	\$ 56,597,601	\$ 97,047,138	\$ 113,011,097
Income Maintenance Field Staff and Operations	73,007,302	87,932,121	133,277,221
Family Support Staff Training	33,388	229,598	229,598
Community Partnerships	8,040,768	8,886,127	8,486,127
Missouri Mentoring Partnership and Adolescent Program	1,649,060	2,043,700	2,043,700
Food Nutrition Education and Outreach	7,501,174	14,343,755	14,343,755
Work Assistance Programs	40,046,812	53,597,734	53,197,734
Temporary Assistance for Needy Families (TANF)	36,305,177	43,305,431	57,336,304
Alternatives to Abortion	6,386,018	6,458,561	6,458,561
Healthy Marriage and Fatherhood Initiative	2,457,678	2,500,000	2,500,000
Adult Supplementation	9,893	10,872	10,872
Supplemental Nursing Care	24,410,711	25,420,885	25,420,885
Blind Pension and Supplemental Aid to the Blind	35,001,942	37,262,368	37,262,368
Community Services Block Grant	22,764,707	51,484,053	39,963,084
Emergency Solutions Program	19,107,885	32,511,553	8,137,510
Food Distribution Programs	4,149,007	9,701,029	5,398,210
Energy Assistance	72,465,413	130,593,294	222,834,110
Assistance for Victims of Sexual Assault and Emergency Shelter Grants	539,653	1,312,137	1,312,137
Domestic Violence	3,960,775	9,105,254	19,966,328
Blind Administration	3,846,551	5,015,977	5,320,014
Rehabilitation Services for the Blind	4,282,041	8,615,187	8,618,385
Business Enterprises	39,291,001	42,003,034	42,003,034
Child Support Field Staff and Operations	26,015,204	35,044,991	36,787,450
Child Support Distributions	121,641,472	125,170,160	69,027,285
Victims of Crime Program	51,662,500	67,036,408	67,062,664
TOTAL	\$ 661,173,733	\$ 896,631,367	\$ 980,008,433
General Revenue Fund	72,360,803	99,916,303	114,650,573
Federal Funds	548,665,319	753,367,804	821,942,907
Other Funds	40,147,611	43,347,260	43,414,953
Total Full-time Equivalent Employees	2,677.85	2,972.07	3,027.07

Administrative Services/Eligibility and Enrollment System – Management, coordination, direction, and general customer support are provided for all Family Support Division programs. The division director and staff monitor the efficiency and effectiveness of service and provide policy direction for Income Maintenance, Child Support, and services for the blind and visually impaired. Administrative Services also provides operational services, human resource support, and systems support to Income Maintenance and Child Support field staff. The Division also manages Missouri’s eligibility and enrollment system for income maintenance and Medicaid services, including the contract for third party eligibility verification services.

Income Maintenance Field Staff and Operations – Staff provide intake services, eligibility determinations, information, and referrals for services provided by the Department. Funding in these sections support communication, including the Family Support Division’s call center operation and technology, along with the salaries, general operating expenses, and training for Income Maintenance eligibility specialists, administrative and supervisory staff, and clerical support positions in Family Support offices.

Family Support Staff Training – This funding provides training for all levels of Family Support Division staff, Income Maintenance and Child Support enforcement staff, as well as community stakeholders and partners. Proper training is key to ensuring program compliance and developing effective staff.

Community Partnerships – Twenty organizations partner with the Department and other state agencies to plan, develop, finance, and monitor strategies to achieve specific core result areas. These areas include safe and healthy children and families, children ready to enter and succeed in school, youth ready to enter the workforce and become productive citizens, and parents working.

DEPARTMENT OF SOCIAL SERVICES
FAMILY SUPPORT DIVISION

Missouri Mentoring Partnership and Adolescent Program – This program provides a preventative intervention program that offers work and teen parent mentoring support, as well as training for youth at risk of entering the welfare and the justice systems. The Adolescent Program helps youth understand healthy relationships and responsibilities of parenthood with programs aimed at delaying sexual involvement and reducing out-of-wedlock pregnancies.

Food Nutrition Education and Outreach – This program offers education and outreach to Supplemental Nutrition Assistance Program (SNAP) recipients. It also provides information on nutrition, physical activity, food safety, and food budgeting. SNAP Outreach also helps low-income individuals buy the food they need for good health, such as fruits, vegetables, and whole grains. These services are provided to individuals eligible for SNAP, especially women; people with children in the home; at-risk, pregnant, and parenting teens; youth; and seniors.

Work Assistance Programs – The Department offers various programs to assist families in obtaining self-sufficiency. Missouri's employment training program, called SkillUP, provides SNAP participants opportunities to gain skills, training, or experience which will improve their employment prospects and assist them with obtaining, retaining, and sustaining employment, reducing their reliance on SNAP benefits. Certain cash benefit (Temporary Assistance) applicants and recipients are required to participate in work or training activities for a set number of hours, or they can lose their cash benefit. Participants can receive assistance and engage in a variety of activities, including barrier resolution for childcare, transportation, and housing; referrals to community resources for substance abuse treatment, mental health treatment, vocational rehabilitation, blind services, and crisis intervention; employment activities including paid, unpaid, and subsidized employment and internships; education and training activities for soft skills, high school or equivalency, short-term training, job search, apprenticeships, and workplace readiness; and assistance with transportation, training, and work expenses. The federally funded Healthcare Industry Training and Education (HITE) program targets low-income individuals and provides job training for high-demand careers with self-sustaining wages in the healthcare industry.

Temporary Assistance for Needy Families (TANF)– TANF is a program designed to provide temporary assistance and relief to families to promote self-sufficiency so parents do not remain dependent on government payments and children do not grow up in poverty. TANF is designed to provide temporary assistance which, coupled with a myriad of other support services, enables parents to find and retain employment, thereby enabling them to support their families without government assistance.

Alternatives to Abortion – Alternatives to Abortion provides services and counseling to pregnant women at or below 185 percent of the federal poverty level to help women carry their unborn child to term instead of having an abortion. It also assists them with caring for their child or placing their child for adoption if they choose.

Healthy Marriage and Fatherhood Initiative – TANF Block Grant funds support fatherhood program initiatives, which encourage paternal involvement in children's lives by connecting fathers with resources to help provide financial assistance to their children, establish legal paternity, and actively participate in caregiving tasks.

Adult Supplementation – The federal government assumed responsibility for Old Age Assistance, Aid to the Permanently and Totally Disabled, and Aid to the Blind programs in January 1974 when it created the Supplemental Security Income (SSI) Program. Recipients who are eligible for SSI, but who receive smaller benefits than their December 1973 payments, receive payments from the state equal to the difference. Recipients who are not eligible for SSI, but who received payments under one of the earlier programs, receive payments from the state equal to the amount they received in December 1973. No new cases can be added to this program, and consequently, the caseload will decline over time.

Supplemental Nursing Care – This state-funded program provides monthly cash benefits to eligible persons in Residential Care Facilities, Assisted Living Facilities, and non-Medicaid certified areas of Intermediate Care Facilities and Skilled Nursing Facilities for use in paying for their care. These grants help low-income seniors and persons with disabilities afford adequate care and remain in a less restrictive environment for long-term care. Persons eligible for these benefits also receive a personal needs monthly allowance.

Blind Pension and Supplemental Aid to the Blind – The Blind Pension program aids the blind who do not qualify for Supplemental Aid to the Blind and who do not own property – excluding homes – worth more than \$29,999.99. Supplemental Aid to the Blind pays benefits to those blind persons who meet certain requirements with reasonable subsistence in accordance with standards developed by the Family Support Division. An earmarked state property tax provides revenue to the Blind Pension Fund.

DEPARTMENT OF SOCIAL SERVICES
FAMILY SUPPORT DIVISION

Community Services Block Grant (CSBG) and Emergency Solutions Grants – CSBG funds are used to address and reduce poverty conditions such as unemployment, inadequate education, malnutrition, inadequate housing, unmet emergency needs, and inadequate available income. Federal statutes require that 90 percent of CSBG funding be passed through to Community Action Agencies and/or other not-for-profit organizations. The federally funded Emergency Solutions Grant Program provides services necessary to help homeless individuals and those at risk of homelessness to quickly regain stability in permanent housing.

Food Distribution – The federally funded Food Distribution Program enables the Family Support Division to provide USDA commodities and administrative funds to not-for-profit food banks to store, ship, and distribute food to eligible individuals and families. The Food Distribution Program also provides commodities for the Summer Food Service Program and other charitable institutions.

Energy Assistance – The Low-Income Home Energy Assistance Program is a federally funded block grant which provides heating assistance payments, winter and summer crisis assistance, and weatherization assistance to low-income households.

Assistance for Victims of Sexual Assault and Emergency Shelter Grants – The Victims of Sexual Assault Program provides support services on a contractual basis to programs throughout the state that serve victims who have been subjected to non-consensual conduct of a sexual nature. The Emergency Shelter Domestic Violence Program provides emergency shelter funding on a contractual basis to domestic violence shelters throughout the state.

Domestic Violence – This program issues contracts to domestic violence shelters and programs throughout the state. These shelters provide residential facilities for domestic violence victims and their children. In addition, shelters provide support services such as hotline calls, professional therapy, legal advocacy, crisis intervention, support groups, community education, and case management.

Blind Administration – This program funds field and central office staff to administer the Services for the Visually Impaired programs. Rehabilitation Services for the Blind administers six programs that provide blind and visually impaired individuals with services they need to obtain or maintain employment and independent living skills commensurate with their goals and abilities.

Rehabilitation Services for the Blind/Business Enterprises – Professional staff in Rehabilitation Services for the Blind counsel and train blind and visually impaired Missourians, arrange for the purchase of other services, and help the visually impaired find jobs. Services include rehabilitation, vocational rehabilitation, diagnosis and treatment of eye disease, equipment and supplies for blind preschool children, the Public Building Vending Program, and the Readers for the Blind Program.

Child Support Field Staff and Operations – Child Support staff provide services to locate missing parents, establish paternity, medical support, and financial child support obligations, and enforce the collection of support payments for TANF, MO HealthNet, and non-TANF families that apply for child support services. The state retains approximately 35 percent of all assigned child support collected on current and former TANF cases.

Child Support Distributions – Distributions are made to reimburse counties that have signed a cooperative agreement with the Department of Social Services to provide judicial assistance in the establishment and enforcement of child support obligations. Child support collection and prosecution costs incurred by the counties are reimbursed by the federal government at a rate of 66 percent. Distributions are also made to families, and to refund overpayments from federal and state income tax refund intercepts.

Victims of Crime Program – The Victims of Crime Program provides grants to crime victim service agencies within state and local government to provide high-quality services that are directly related to the emotional healing and recovery of crime victims. These services include a 24-hour crisis hotline, individual and group counseling, emergency shelter, crisis intervention, court advocacy, emergency transportation, and other services to promote emotional and physical health of victims.

**DEPARTMENT OF SOCIAL SERVICES
FAMILY SUPPORT DIVISION**

Fiscal Year 2023 Governor's Recommendations

- \$93,459,077 federal funds for the Low-Income Home Energy Assistance Program.
- \$30,881,848 and 55 staff to administer MO HealthNet benefits, pursuant to Section 36(c) of Article IV of the Missouri Constitution, including \$6,595,462 general revenue.
- \$16,757,480 for costs associated with the end of the Federal Public Health Emergency, including \$4,384,635.
- \$14,530,873 federal funds for distribution to community-based providers to help citizens experiencing crisis events.
- \$11,249,804 federal funds to distribute funding to domestic violence services providers.
- \$9,687,425 federal funds for the Low-Income Household Water Assistance Program.
- \$6,249,049 federal funds for the Supplemental Nutrition Assistance Program.
- \$3,513,136 federal funds for the Pandemic Electronic Benefits Program.
- \$2,083,773 for a centralized mail system, including \$985,568 general revenue.
- \$300,000 federal funds for the Job's for America's Graduates program.
- \$193,677 to implement document scanning artificial intelligence technology, including \$53,867 general revenue.
- \$3,198 to distribute funding to blind vendors.
- \$7,019,840 for the remaining pay periods of the pay plan proposed to begin February 1, 2022, including \$2,431,437 general revenue.
- \$1,066,819 for the remaining pay periods of the Fiscal Year 2022 approved pay plan, including \$383,301 general revenue.
- (\$57,792,875) core reduction for one-time expenditures, including (\$100,000) general revenue.
- (\$51,696,058) federal funds core reduction from the Fiscal Year 2022 appropriation level.
- (\$4,130,000) federal funds transferred to the Department of Economic Development.

**DEPARTMENT OF SOCIAL SERVICES
CHILDREN'S DIVISION**

FINANCIAL SUMMARY

	FY 2021 EXPENDITURE	FY 2022 APPROPRIATION	FY 2023 GOVERNOR RECOMMENDS
Children's Administration	\$ 5,478,989	\$ 6,684,079	\$ 6,903,125
Children's Field Staff and Operations	88,878,500	89,747,832	136,083,853
Children's Staff Training	240,313	1,659,548	1,659,548
Children's Treatment Services	21,308,111	22,070,556	24,458,778
Crisis Care	1,293,942	2,050,000	2,050,000
Family First Prevention Services Act	140,141	10,372,318	26,274,823
Foster Care	72,074,999	94,476,440	100,331,584
Foster Parent Training	252,464	976,443	976,443
Subsidized Adoption and Guardianship	104,018,214	136,490,721	136,557,330
Family Resource Centers	4,657,468	19,555,955	19,555,955
Independent Living	2,043,057	13,220,777	12,180,141
Transitional Living	1,776,318	2,318,887	2,318,887
Child Assessment Centers	2,830,770	2,950,523	2,950,523
Residential Treatment	59,672,188	72,924,446	64,699,509
Foster Care Case Management Contracts	39,331,859	39,786,333	41,415,136
Title IV-E Contracts	107,073	325,000	325,000
Child Abuse and Neglect Grant	145,260	1,770,784	1,770,784
Foster Care Children's Account	14,762,343	10,000,000	8,000,000
Purchase of Child Care	154,688,587	0	0
Home Visitation	3,772,707	0	0
Foster Youth Educational Assistance	1,475,701	3,174,441	3,174,441
Foster Care Outdoor Program	464,906	500,000	500,000
TOTAL	\$ 579,413,910	\$ 531,055,083	\$ 592,185,860
General Revenue Fund	250,795,521	236,945,897	246,133,816
Federal Funds	313,330,552	277,432,990	329,366,749
Other Funds	15,287,837	16,676,196	16,685,295
Total Full-time Equivalent Employees	2,208.92	1,928.23	1,937.48

Children's Administration – Children's Division Administrative Services provides management, coordination, and general direction for all Children's Division programs. The division director and staff monitor the effectiveness of programs that promote safety, permanency, and well-being for Missouri's children served by the division. Administrative Services provides policy direction, operational services, leadership development, and human resource support to field staff.

CD Field Staff and Operations/Staff Training – This funding covers salaries, expenses, and training for Children's Service workers and support staff to maintain the Children's Division programs in each of the state's 46 judicial circuits. Front-line staff respond to allegations of child abuse or neglect, provide assistance for families in need of services to keep or return children home safely, secure appropriate out-of-home placements for children placed in the Children Division's custody, and locate permanent homes when it is in the best interest of children. Strong emphasis is placed on engaging families through the implementation of a new practice model focused on well-being, safety, and the effects of trauma.

In the spring of 2015, the Children's Division obtained national accreditation by the Council on Accreditation (COA), in accordance with Section 210.113, RSMo. To achieve accreditation, Missouri's child welfare system was reviewed and measured against nationally recognized standards of best practice established by COA. This was the second time the Children's Division achieved accreditation; the first occurred in 2009. The Children's Division is currently in the process of becoming reaccredited a third time.

**DEPARTMENT OF SOCIAL SERVICES
CHILDREN'S DIVISION**

Children's Treatment Services, Family First, Crisis Care, and Prevention Programs – The Children's Treatment Services funding provides a variety of contracted services to child abuse victims and their parents. Specific services include individual and family therapy, respite care, parent aides, intensive family reunification, and other supportive services. The Department is also working to implement changes required by the federal Family First Prevention Services Act, which focuses on prevention services to assist children in remaining safely in their homes and out of state custody. Children's Treatment Services funding also provides for intensive, in-home services to help prevent placement of children in foster care and keep children with their families. Prevention programs such as Crisis Care Centers provide services for families and children to prevent child abuse and neglect and to divert children from the state's custody.

Foster Care, Foster Parent Training, Children's Account, Adoption Subsidy, and Subsidized Guardianship – The Foster Care Program provides monthly room and board payments for children in the custody and care of the Children's Division. Types of placements include traditional foster care, relative care, and kinship care. For children with intensive behavioral or medical needs, specialized placements are provided. Payments are made for non-Medicaid medical and dental services, clothing, transportation, foster parent training, respite care, and other needs.

The Children's Account is comprised of funds received from a variety of sources on behalf of children in the division's custody. These monies are used to offset the cost of maintaining the child in foster care and to pay for any special expenses of the child.

The Adoption Subsidy Program and Subsidized Guardianship Program provide financial assistance to parents who adopt or become legal guardians of special needs children in order to move these children from foster care into permanent family arrangements.

Foster Youth Educational Assistance – This funding provides financial assistance for tuition and other fees related to post-secondary education, certificate programs, or career and vocational training to youth in foster care and former foster care youth. The program gives the division the opportunity to provide funding to assist eligible youth interested in pursuing higher education to reach their goals and reduce student loan debt.

Family Resource Centers – The purpose of these centers located in St. Louis, Kansas City, Springfield, Jefferson City, and Southeast Missouri is to prevent adoption disruption and promote family well-being through the provision of supportive services, crisis intervention, respite services, and training on accessing community resources. Centers also provide extreme recruitment services aimed at locating family or kinship connections for children in foster care.

Child Assessment Centers – Child Assessment Centers provide a child friendly setting where children reported to have been sexually abused can be interviewed by multi-disciplinary team members and receive a single medical examination.

Residential Treatment, Transitional Living, and Independent Living – Residential facilities are used when foster family care cannot meet the children's treatment needs. The division contracts with a wide range of residential programs, ranging from small group homes to large, self-contained, resident campuses. Facilities must be licensed by the Children's Division and may also be accredited by one of three nationally recognized accrediting organizations. Independent Living programs assist foster care children, ages 15 to 21, in learning the necessary skills for the transition from foster care to adult independent living in the community. Transitional Living placement programs assist foster care children ages 16 to 21 by placing youth in their communities with support services.

Foster Care Case Management Contracts – The Children's Division contracts with private agencies to provide foster care/adoption case management services to children who have been removed from their homes and are under the jurisdiction of the juvenile court. These children have been abused and/or neglected or were found to be at serious risk of such. The goal of the foster care case management contracts is to improve safety, stability, and timely permanency for these children. Approximately 25 percent of children in the custody of the Children's Division are case managed by private contractors.

Title IV-E Contracts – Contracts through the Title IV-E program allow the Children's Division to pass through federal funds to be used for reimbursement to juvenile courts for children in the court's custody placed in juvenile court residential facilities and to the statewide Court Appointed Special Advocate (CASA) agency to support training programs. This includes funding for local governments that provide legal representation on behalf of families in dependency cases.

**DEPARTMENT OF SOCIAL SERVICES
CHILDREN'S DIVISION**

Child Abuse and Neglect Grant – This grant is used to improve the investigation, prosecution, and judicial handling of cases of child abuse and neglect, particularly child sexual abuse and exploitation in a manner that limits additional trauma to the child victim.

Foster Care Outdoor Program – This funding supports a residential licensed or accredited “Outdoor Learning” program related to the treatment of foster children.

Fiscal Year 2023 Governor's Recommendations

- \$40,000,000 Budget Stabilization Fund to replace the Division's case management system.
- \$21,685,234 to implement provisions of the federal Family First Prevention Services Act, including \$7,877,682 general revenue.
- \$1,858,878 federal funds to provide child abuse and prevention program grants.
- \$846,573 and 15 staff to fund the HB557 (2021) provisions requiring license-exempt facilities to register with the Department of Social Services.
- \$653,420 for a rate increase for specialized care providers, including \$398,587 general revenue.
- \$589,540 to address the change in the Medicaid federal participation percentage.
- \$558,065 federal funds to implement birth match requirements enacted in HB429 (2021).
- \$107,300 to make satellite phones available for use by Children's Division employees.
- \$5,392,645 for the remaining pay periods of the pay plan proposed to begin February 1, 2022, including \$3,378,752 general revenue.
- \$848,847 for the remaining pay periods of the Fiscal Year 2022 approved pay plan, including \$534,859 general revenue.
- (\$6,864,351) federal funds core reduction from the Fiscal Year 2022 appropriation level.
- (\$4,347,011) reallocated to the MO HealthNet Division to align department federal earnings and appropriations.
- (\$198,363) and (5.75) staff transferred to other state agencies.

**DEPARTMENT OF SOCIAL SERVICES
DIVISION OF YOUTH SERVICES**

FINANCIAL SUMMARY

	FY 2021 EXPENDITURE	FY 2022 APPROPRIATION	FY 2023 GOVERNOR RECOMMENDS
Administrative Services	\$ 1,747,222	\$ 2,010,494	\$ 2,168,910
Youth Treatment Programs	39,580,236	47,569,268	50,278,751
Raise the Age	0	3,065,325	3,232,530
Juvenile Court Diversion	3,262,269	3,979,486	3,979,486
TOTAL	\$ 44,589,727	\$ 56,624,573	\$ 59,659,677
General Revenue Fund	23,380,061	24,941,763	27,611,717
Federal Funds	16,923,133	23,772,585	24,126,934
Other Funds	4,286,533	7,910,225	7,921,026
Total Full-time Equivalent Employees	927.91	1,087.68	1,087.68

Youth Services Administration – The Youth Services Administrative Unit assumes overall responsibility for designing, implementing, managing, and evaluating all programs operated by the Division of Youth Services (DYS). Five regional offices work with central office staff to ensure program efficiency and effectiveness at the local level.

Youth Treatment – Youth treatment includes residential and non-residential services. Residential Services provide youthful offenders with structured rehabilitation programs to address the youth’s treatment/educational needs and facilitate the youth’s successful and productive transition to aftercare in the community. Services include academic and vocational education. The division operates 4 secure care facilities, 14 moderate care facilities, and 3 community-based facilities. Non-residential services help youthful offenders adjust to community life and become law-abiding and productive citizens. The division also provides the following: case management; community care which includes day treatment, intensive supervision, family counseling, and alternative living; and aftercare contractual services.

Juvenile Court Diversion – The Juvenile Court Diversion Program encourages local communities to develop programs to divert youth from commitment to DYS through contracts with local courts to provide early intervention services to first-time offenders to stop their delinquent behavior.

Fiscal Year 2023 Governor’s Recommendations

- \$1,175,090 to implement Raise the Age, including \$660,562 general revenue.
- \$11,214 to address the change in the Medicaid federal participation percentage.
- \$2,634,001 for the remaining pay periods of the pay plan proposed to begin February 1, 2022, including \$2,308,239 general revenue.
- \$401,103 for the remaining pay periods of the Fiscal Year 2022 approved pay plan, including \$350,501 general revenue.
- (\$1,175,090) core reduction for one-time expenditures, including (\$660,562) general revenue.
- (\$11,214) federal funds core reduction from the Fiscal Year 2022 appropriation level.

**DEPARTMENT OF SOCIAL SERVICES
MO HEALTHNET DIVISION**

FINANCIAL SUMMARY

	FY 2021 EXPENDITURE	FY 2022 APPROPRIATION	FY 2023 GOVERNOR RECOMMENDS
Administrative Services	\$ 123,545,986	\$ 258,930,496	\$ 264,813,137
MO HealthNet Vendor Payments and Managed Care	8,658,777,039	8,798,175,261	12,368,573,559
Blind Pension Medical Benefits	20,313,149	21,097,254	20,311,906
TOTAL	\$ 8,802,636,174	\$ 9,078,203,011	\$ 12,653,698,602
General Revenue Fund	1,614,379,982	1,453,175,618	2,147,933,070
Federal Funds	4,315,357,866	4,557,284,925	7,253,159,963
Other Funds	2,872,898,326	3,067,742,468	3,252,605,569
Total Full-time Equivalent Employees	208.41	230.20	249.70

Administrative Services – The MO HealthNet Division is an intermediary for providing services to both participants and providers. The agency’s structure includes five major sections: Administration, Finance, Program Operations, Evidence-Based Decision Support, and Information Systems. The Administration section coordinates legislative guidance on MO HealthNet issues and completes final review of budget and State Plan Amendments. The Finance section is responsible for budget analysis and rate development, institutional policy and reimbursement, and financial operations and recoveries. The Program Operations section provides the day-to-day oversight of MO HealthNet benefits, outpatient prescription drug reimbursement, and Managed Care programs. The section also develops and implements clinical policy, creates cost containment initiatives, and monitors federal waiver programs. The Evidence-Based Decision Support section assesses the quality of care provided under Managed Care and Fee-For-Service programs, develops and supports evidence-based clinical decisions, and manages the patient-centered medical home program. The Information Systems section manages the primary claims processing system, known as the Medicaid Management Information System (MMIS), as well as tools for pharmacy and clinical services.

Fiscal Year 2023 Governor’s Recommendations

- \$13,135,119 and 19.5 staff to administer MO HealthNet benefits, pursuant to Section 36(c) of Article IV of the Missouri Constitution, including \$4,106,545 general revenue.
- \$7,575,000 for software upgrades to the Medicaid Management Information System (MMIS), including \$1,893,750 general revenue.
- \$5,000,000 to expand the data warehouse component of the MMIS system, including \$500,000 general revenue.
- \$5,000,000 to create participant and provider information portals within the MMIS system, including \$500,000 general revenue.
- \$4,977,126 to establish a health information exchange within the MMIS system, including \$2,488,563 general revenue.
- \$1,764,307 for increased costs associated with the operations of the MMIS system, including \$642,951 general revenue.
- \$1,500,000 to automate health information sharing with healthcare providers within the MMIS system, including \$150,000 general revenue.
- \$1,000,000 federal funds for the Money Follows the Person program.
- \$810,389 for the remaining pay periods of the pay plan proposed to begin February 1, 2022, including \$249,953 general revenue.
- \$120,700 for the remaining pay periods of the Fiscal Year 2022 approved pay plan, including \$35,464 general revenue.
- (\$35,000,000) federal and other funds core reduction from the Fiscal Year 2022 appropriation level.

**DEPARTMENT OF SOCIAL SERVICES
MO HEALTHNET DIVISION**

**MEDICAID EXPENDITURES
SELECTED SERVICES AND ANNUAL TOTALS**

	FY 2021 EXPENDITURE	FY 2022 APPROPRIATION	FY 2023 GOVERNOR RECOMMENDS
Missouri Rx Plan	\$ 3,663,929	\$ 6,554,552	\$ 6,554,552
Pharmacy and PFRA	1,391,285,832	1,428,832,204	2,123,469,688
Medicare Part D - Clawback	226,272,772	220,978,651	279,237,034
Physician Related Services	613,934,546	530,944,526	662,321,263
Certified Community Behavioral Health Organizations	0	91,203,073	262,469,096
Dental	1,065,233	3,496,687	8,794,645
Premium Payments	288,112,941	294,287,207	387,615,851
Nursing Facilities and NFRA	873,373,806	1,050,321,669	1,176,187,080
Home Health	3,945,119	7,042,757	8,185,559
Rehabilitation and Specialty Services	307,942,592	317,114,586	269,906,992
Non-Emergency Medical Transportation	51,921,751	57,214,776	63,306,751
Managed Care	2,277,428,151	2,039,148,026	3,981,713,923
Hospital Care	718,900,897	669,807,697	767,794,386
FRA	1,613,555,660	1,712,194,972	1,940,503,568
Children's Health Insurance Program	122,324,585	123,228,665	161,577,742
Show-Me Healthy Babies	58,347,790	60,296,982	53,161,019
Federally Qualified Health Centers	6,163,598	10,902,467	8,902,467
School District Claiming	40,623,758	41,896,295	84,381,821
Health Homes	25,599,892	30,363,682	26,891,359
Blind Pension Medical Benefits	20,313,149	21,097,254	20,311,906
Complex Rehab Technology Products	11,810,367	13,385,541	11,638,517
Ground Emergency Medical Transport	22,503,820	88,960,246	83,960,246
TOTAL	\$ 8,679,090,188	\$ 8,819,272,515	\$ 12,388,885,465
General Revenue Fund	1,581,409,543	1,397,752,419	2,081,942,645
Federal Funds	4,232,278,814	4,365,925,467	7,065,630,902
Other Funds	2,865,401,831	3,055,594,629	3,241,311,918

Vendor Payments – The Medicaid Program is a federal-state partnership to pay for the health care of those who cannot pay for their own care. Federal law sets the minimum services for any state that opts to administer the Medicaid Program. These services include hospital; physician; Early and Periodic Screening, Diagnostic and Treatment; lab and x-ray; skilled nursing home care; home health care; Federally Qualified Health Centers; rural health clinics; and non-emergency transportation. Additional State Plan services include pharmacy and dental benefits. Services (except pharmacy) are provided to most children, custodial parents, and pregnant women through managed care contracts.

In addition to Medicaid State Plan Services, Missouri provides breast and cervical cancer treatment for uninsured women under the age of 65. The State Children’s Health Insurance Program (CHIP) covers uninsured children up to 300 percent of the federal poverty level. Families with incomes above 150 percent of the federal poverty level must pay premiums to receive coverage for their children. The Show-Me Healthy Babies program, as part of CHIP, offers services for targeted low-income unborn children from families with household incomes up to 300 percent of the federal poverty level. The Blind Pension Medical Benefits Program covers individuals receiving blind pension benefits who do not meet categorical eligibility criteria for Medicaid.

Under Amendment 2, Missouri Constitution Article IV, Section 36(c), effective July 1, 2021, the department shall extend Medicaid coverage to persons ages 19-64 with income under 133 percent of the federal poverty level plus five percent of the applicable family size.

**DEPARTMENT OF SOCIAL SERVICES
MO HEALTHNET DIVISION**

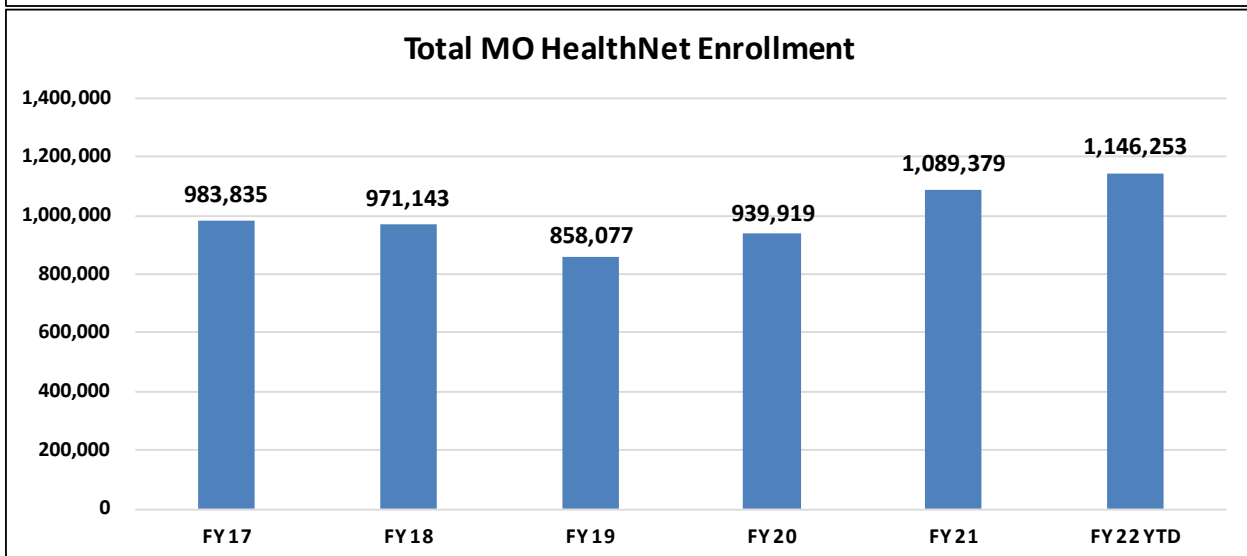
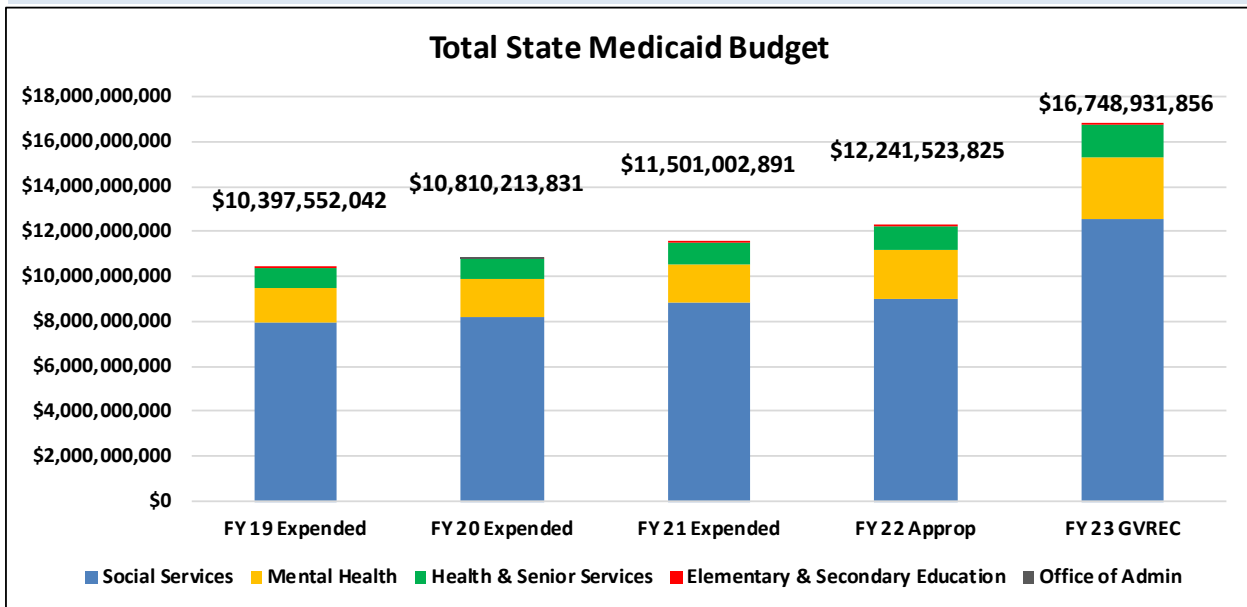
Fiscal Year 2023 Governor's Recommendations

- \$2,954,491,576 for the additional costs of existing MO HealthNet programs, including \$478,280,043 general revenue.
- \$215,611,273 to rebase nursing facility rates, including \$73,419,951 general revenue.
- \$184,998,725 for an actuarially required rate adjustment for managed care plans, including \$62,001,163 general revenue.
- \$134,181,668 federal funds for additional authority to expend Children's Health Insurance Plan program earnings.
- \$89,248,472 to increase MO HealthNet provider rates to 75 percent of Medicare rates, including \$30,390,889 general revenue.
- \$71,630,523 to address the change in the Medicaid federal participation percentage, including \$51,310,458 general revenue.
- \$43,045,368 for increases in the pharmacy program due to new specialty drugs, therapies, utilization, and inflation, including \$14,620,005 general revenue.
- \$29,035,274 for increases in Medicare Part A and Part B premiums, including \$9,333,333 general revenue.
- \$16,000,000 federal funds for increased authority for school districts due to increased costs associated with the Non-Emergency Medical Transportation Program.
- \$24,379,288 to implement the provisions of the federal Family First Prevention Services Act, including \$14,807,821 general revenue.
- \$2,254,930 for an actuarial cost increase for the non-emergency medical transportation contract, including \$767,849 general revenue.
- \$613,581 to increase hospice facility rates, including \$209,783 general revenue.
- \$4,347,011 reallocated from the Children's Division to align department earnings and appropriations.
- (\$109,963,486) core reduction from the Fiscal Year 2022 appropriation level, including (\$24,298,080) general revenue.
- (\$90,261,253) core reduction for one-time expenditures, including (\$31,000,000) general revenue.

**DEPARTMENT OF SOCIAL SERVICES
MO HEALTHNET DIVISION
TOTAL STATE MEDICAID**

FINANCIAL SUMMARY

	FY 2021 EXPENDITURE	FY 2022 APPROPRIATION	FY 2023 GOVERNOR RECOMMENDS
Department of Social Services	\$ 8,811,918,466	\$ 9,005,360,918	\$12,541,886,336
Department of Mental Health	1,699,826,866	2,138,263,703	2,726,132,521
Department of Health & Senior Services	984,065,764	1,083,399,204	1,466,412,999
Department of Elementary & Secondary Education	5,191,795	14,500,000	14,500,000
Office of Administration	0	0	0
Total State Medicaid	\$11,501,002,891	\$12,241,523,825	\$16,748,931,856
General Revenue Fund	2,537,011,135	2,373,407,590	3,459,498,871
Federal Funds	6,076,123,561	6,776,026,849	10,006,848,664
Other Funds	2,887,868,195	3,092,089,386	3,282,584,321



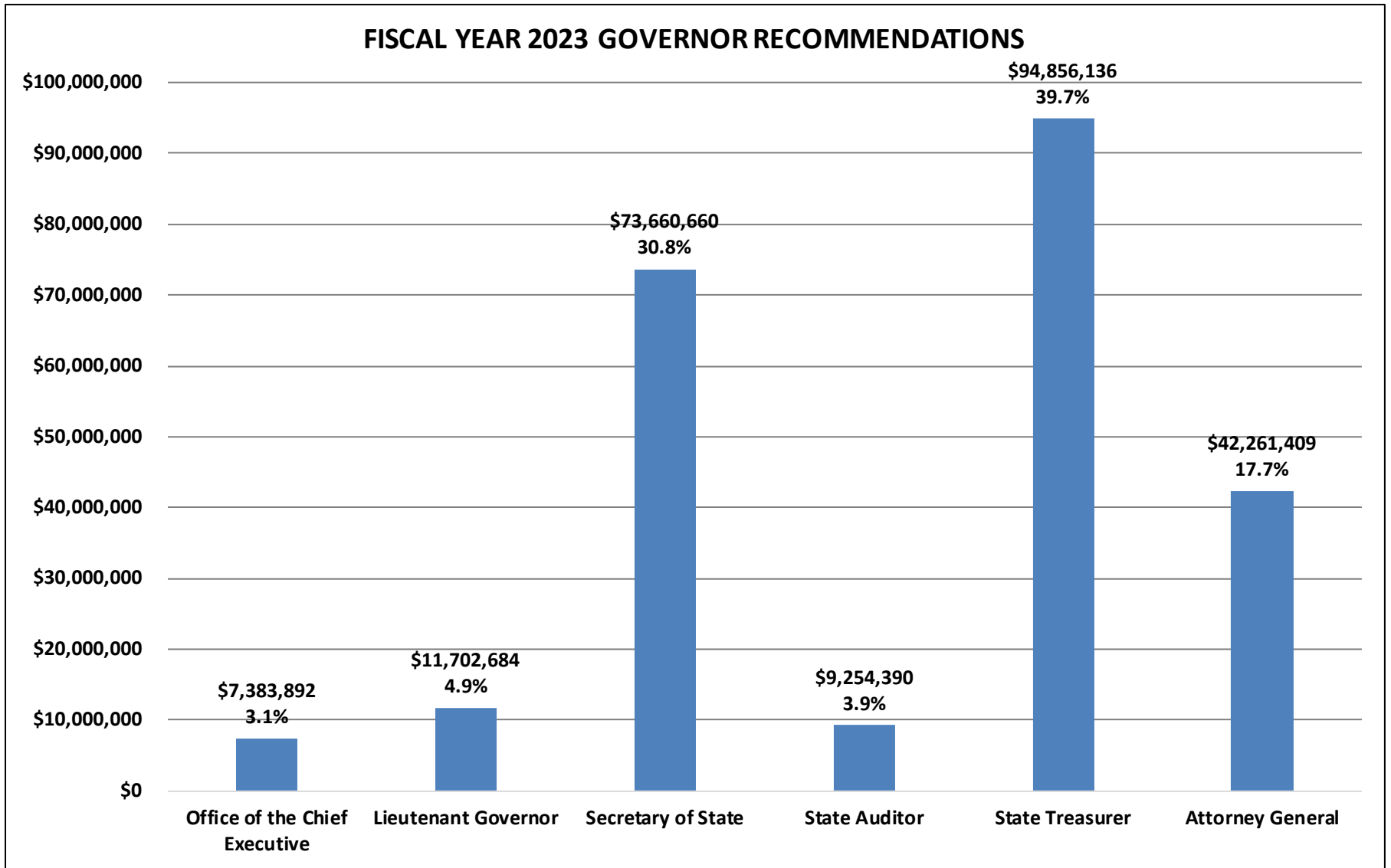
ELECTED OFFICIALS

FINANCIAL SUMMARY

	FY 2021 EXPENDITURE	FY 2022 APPROPRIATION	FY 2023 REQUEST	FY 2023 GOVERNOR RECOMMENDS
Office of the Chief Executive	\$ 3,291,094	\$ 7,230,272	\$ 7,254,681	\$ 7,383,892
Lieutenant Governor	8,249,427	11,189,860	9,007,521	11,702,684
Secretary of State	34,486,370	60,926,754	75,164,069	73,660,660
State Auditor	7,004,559	8,744,910	8,822,924	9,254,390
State Treasurer	55,771,379	66,665,066	94,748,592	94,856,136
Attorney General	26,782,198	43,388,199	41,109,950	42,261,409
TOTAL	\$ 135,585,027	\$ 198,145,061	\$ 236,107,737	\$ 239,119,171
General Revenue Fund	56,976,441	75,800,608	104,325,543	106,557,618
Federal Funds	12,927,501	38,760,101	38,809,418	39,098,023
Federal Stimulus Funds	4,511,751	4,240,336	3,340,336	3,340,336
Other Funds	61,169,334	79,344,016	89,632,440	90,123,194
Total Full-time Equivalent Employees	744.62	982.02	985.02	983.02
General Revenue Fund	488.65	625.08	622.08	622.08
Federal Funds	72.61	94.63	94.63	94.63
Other Funds	183.36	262.31	268.31	266.31

¹ Does not include \$2,070,772 and 2.67 staff appropriated in HB 14 (2022) introduced January 5, 2022 during the second regular session of the 101st General Assembly and does not include \$4,000,000 recommended in Fiscal Year 2022 Supplemental Appropriations. See the Supplemental section of the Missouri Budget for details regarding the Elected Officials supplemental appropriations.

ELECTED OFFICIALS



OFFICE OF THE CHIEF EXECUTIVE

FINANCIAL SUMMARY

	FY 2021 EXPENDITURE	FY 2022 APPROPRIATION	FY 2023 GOVERNOR RECOMMENDS
Governor's Office and Mansion	\$ 2,410,242	\$ 3,200,271	\$ 3,353,891
National Guard Emergency	880,852	4,000,001	4,000,001
Special Audits	0	30,000	30,000
TOTAL	\$ 3,291,094	\$ 7,230,272	\$ 7,383,892
General Revenue Fund	3,105,935	7,033,423	7,174,159
Federal Funds	2,995	3,611	3,848
Other Funds	182,164	193,238	205,885
Total Full-time Equivalent Employees	29.88	36.50	36.50

GOVERNOR'S OFFICE AND MANSION

Article IV, Section 1 of the Missouri Constitution vests the state's executive power in the Governor. This section of the budget includes the statutory salary of the Governor, funds for personnel, and expense and equipment in the Governor's office and the mansion.

Fiscal Year 2023 Governor's Recommendations

- \$127,538 for the remaining pay periods of the pay plan proposed to begin February 1, 2022, including \$116,604 general revenue.
- \$22,736 for the remaining pay periods of the Fiscal Year 2022 approved pay plan, including \$20,786 general revenue.
- \$1,673 for pay plan for the statewide elected officials.
- \$1,673 for the remaining pay periods of the Fiscal Year 2022 approved pay plan for the statewide elected officials.

NATIONAL GUARD EMERGENCY/HOMELAND SECURITY

The Missouri National Guard, when called to active duty by the Governor under Section 41.480, RSMo, has the authority to restore law and order and assist in the disaster relief of any section of the state where circumstances exceed the resources of local civil authorities. The most common use of the guard has been for cleanup and security following natural disasters, such as a flood or tornado.

Fiscal Year 2023 Governor's Recommendations

Continue funding at the current level.

SPECIAL AUDITS

Section 26.060, RSMo, authorizes the Governor to call for special audits of any entity receiving state funds when the public interest of the state will be served.

Fiscal Year 2023 Governor's Recommendations

Continue funding at the current level.

LIEUTENANT GOVERNOR

FINANCIAL SUMMARY

	FY 2021 EXPENDITURE	FY 2022 APPROPRIATION	FY 2023 GOVERNOR RECOMMENDS
Lieutenant Governor	\$ 498,129	\$ 1,786,676	\$ 814,924
Arts and Cultural Development	7,751,298	9,403,184	10,887,760
TOTAL	\$ 8,249,427	\$ 11,189,860	\$ 11,702,684
General Revenue Fund	7,128,235	9,084,543	10,497,367
Federal Funds	1,121,192	2,105,317	1,205,317
Total Full-time Equivalent Employees	15.29	23.00	23.00

LIEUTENANT GOVERNOR

Article IV, Section 10 of the Missouri Constitution establishes the qualifications of the Lieutenant Governor and the office's powers and responsibilities as ex officio president of the Senate. The statutory salary of the Lieutenant Governor, funds for personnel and expense and equipment costs in operating the Office of the Lieutenant Governor are included in this section.

Fiscal Year 2023 Governor's Recommendations

- \$22,212 for the remaining pay periods of the pay plan proposed to begin February 1, 2022.
- \$3,874 for the remaining pay periods of the Fiscal Year 2022 approved pay plan.
- \$1,081 for pay plan for the statewide elected officials.
- \$1,081 for the remaining pay periods of the Fiscal Year 2022 approved pay plan for the statewide elected officials.
- (\$1,000,000) core reduction for one-time expenditures.

ARTS AND CULTURAL DEVELOPMENT

Missouri Arts Council – The Missouri Arts Council oversees the distribution of state and federal funds in support of the arts. Funds are distributed statewide on a matching-grant basis to Missouri nonprofit organizations through a competitive process with specific guidelines, evaluation criteria, and a citizen advisory panel review. Grants are provided in a wide range of specific arts discipline and program areas. Council staff provides assistance and expertise in arts and nonprofit management, community development, grant writing, fundraising, marketing, arts education, board development, and program development.

Missouri Humanities Council – The Missouri Humanities Council is the state affiliate of the National Endowment for the Humanities. The council's mission is to help citizens of Missouri explore subjects including history, literature, languages, law, philosophy, and ethics, and consider the ideas that shape and facilitate participatory democracy. Council programs help communities understand and share their unique history, and to utilize those stories as a resource that can generate new economic development opportunities. Programs also help local institutions develop the capacity to engage the public in lifelong learning activities.

Public Television and Public Radio – Funds are distributed to Missouri public television and radio stations for instructional, local programming, and operating assistance.

Fiscal Year 2023 Governor's Recommendations

- \$1,950,000 transferred to the Missouri Arts Council Trust Fund pursuant to Section 143.183, RSMo.
- \$325,000 transferred to the Missouri Humanities Council Trust Fund pursuant to Section 143.183, RSMo.
- \$325,000 transferred to the Missouri Public Broadcasting Corporation Special Fund pursuant to Section 143.183, RSMo.
- \$71,870 transferred to the Missouri Arts Council Trust Fund for the remaining pay periods of the pay plan proposed to begin February 1, 2022, and related fringe costs.
- \$12,706 transferred to the Missouri Arts Council Trust Fund for the remaining pay periods of the Fiscal Year 2022 approved pay plan and related fringe costs.
- (\$1,200,000) core reduction for one-time expenditures, including (\$300,000) general revenue.

SECRETARY OF STATE

FINANCIAL SUMMARY

	FY 2021 EXPENDITURE	FY 2022 APPROPRIATION	FY 2023 GOVERNOR RECOMMENDS
Administration	\$ 12,800,694	\$ 18,868,671	\$ 19,597,577
Elections	12,823,418	26,704,496	38,384,496
Record Preservation Programs	225,164	475,000	475,000
Missouri Library Programs	8,637,094	14,878,587	15,203,587
TOTAL	\$ 34,486,370	\$ 60,926,754	\$ 73,660,660
General Revenue Fund	19,624,342	21,450,129	33,998,259
Federal Funds	11,380,248	30,781,974	30,823,876
Other Funds	3,481,780	8,694,651	8,838,525
Total Full-time Equivalent Employees	209.77	267.30	267.30

Article IV, Section 14 of the Missouri Constitution sets forth responsibilities of the Secretary of State.

ADMINISTRATION

The Office of the Secretary of State provides services as follows:

Administrative Services – Provides central budgeting, payroll, human resources, accounting, supplies, and mailroom services for all areas of the office. Responsibilities also include publication of the official manual of the State of Missouri, the Constitution, corporation laws, securities laws, the uniform commercial code manual, notary public laws, trademark laws, primary election returns, and the state and general assembly roster.

Elections Services – Prepares ballots, certifies candidates, canvasses election returns, certifies initiative petitions, and maintains the statewide voter registration database.

Record Services – Provides for the maintenance, retention, preservation, and disposal of official records of the state and local governments of Missouri.

Administrative Rules and Legal Services – Serves as the central filing office for all rules and regulations promulgated by departments of the State of Missouri.

Securities Services – Works to protect Missouri investors from fraud and maintains an orderly securities market in the state. The Securities Commissioner administers the Missouri Uniform Securities Act.

Business Services – Administers the laws and filings of corporations and non-profit organizations. The division is the central filing office and custodian of all filings on business and professional loans. Additionally, the division commissions public notaries.

Missouri State Library – Supports or works in concert with public, academic, and institutional libraries of the state with grant support, consultant services, development of criteria for establishment of libraries, collection development, and resource sharing. The library serves as a research and reference library for state government and the legislature and as the central outlet for census data information.

ELECTED OFFICIALS SECRETARY OF STATE

Wolfner Library - Provides a variety of Braille, large print books, audio books, and playback equipment for eligible citizens who are blind or have visual impairments, physical disabilities, or learning disabilities. The federal government, through the National Library Service, provides production of the materials, equipment, and postal charges for their distribution. The State of Missouri pays for staffing and the cost of housing the collections of material and equipment for staff to operate the service.

Fiscal Year 2023 Governor's Recommendations

- \$620,244 for the remaining pay periods of the pay plan proposed to begin February 1, 2022, including \$461,424 general revenue.
- \$105,968 for the remaining pay periods of the Fiscal Year 2022 approved pay plan, including \$79,012 general revenue.
- \$1,347 for pay plan for the statewide elected officials.
- \$1,347 for the remaining pay periods of the Fiscal Year 2022 approved pay plan for the statewide elected officials.

ELECTIONS

Initiative, Referendum, and Constitutional Amendments Expenses - Funds are provided to allow for the publication of the texts of initiative petitions and referendums in newspapers prior to their consideration by the electorate of the State of Missouri.

Absentee Ballots – Funds are provided to allow for fees and costs for establishing and maintaining the business reply and postage-free mail for absentee envelopes returned by voters, in accordance with Section 115.285, RSMo.

Election Printing and Federal Election Reform – Provisional ballot envelopes must be provided for local election authorities to use in elections of federal candidates, statewide candidates, or statewide issues. In addition, the Elections Division must print and distribute voter registration applications in accordance with federal laws.

Fiscal Year 2023 Governor's Recommendations

- \$6,300,000 for state election administration costs and to reimburse local election authorities.
- \$5,250,000 for publishing the full texts of any statewide ballot measures in local newspapers throughout the state.
- \$130,000 for reimbursement to local election authorities for absentee ballot return postage costs.

RECORD PRESERVATION PROGRAMS

Local Records Grants – These funds are user fees designated for local records preservation. Missouri local governments submit proposals that address their specific needs in archive/records management. The Historical Records Advisory Board in concert with the Local Records Program Fiscal Grants Officer establish and implement funding priorities and audit the return of money to local governments.

Document Preservation – These funds are private donations designated for preservation of documents of legal, historical, and genealogical importance to the State of Missouri.

Fiscal Year 2023 Governor's Recommendations

Continue funding at the current level.

**ELECTED OFFICIALS
SECRETARY OF STATE**

MISSOURI LIBRARY PROGRAMS

State Aid for Public Libraries – The Missouri Constitution authorizes the state to support and aid public libraries. Consistent with this authority and the procedure set out in Section 181.060, RSMo, the Missouri State Library distributes funds to eligible public libraries on the basis of population served by the library district. A public library becomes eligible for participation if it has voted for a local tax of at least ten cents per one hundred dollars assessed valuation. Local libraries use state funds to supplement local support.

Library Networking Fund – Section 143.183, RSMo, authorizes the transfer from general revenue of ten percent of the annual estimate of income taxes generated from nonresident athletes and entertainers to the Library Networking Fund for distribution to public libraries for the acquisition of library materials.

Federal Aid for Public Libraries – The Missouri State Library administers federal grants under the federal Library Services and Construction Act. The library distributes funds to local public libraries for personnel, books, other library materials, and for general operating expenses to develop and improve library services. In addition, funds are available to local groups of libraries for improving local library cooperation. All costs for cooperative projects, except book purchases and building construction, are eligible for funding.

Fiscal Year 2023 Governor's Recommendations

- \$325,000 transferred to the Library Networking Fund, pursuant to Section 143.183, RSMo.

STATE AUDITOR

FINANCIAL SUMMARY

	FY 2021 EXPENDITURE	FY 2022 APPROPRIATION	FY 2023 GOVERNOR RECOMMENDS
State Auditor			
TOTAL	\$ 7,004,559	\$ 8,744,910	\$ 9,254,390
General Revenue Fund	5,083,958	6,803,106	7,190,040
Federal Funds	925,513	935,588	994,698
Other Funds	995,088	1,006,216	1,069,652
Total Full-time Equivalent Employees	102.14	167.77	167.77

Article IV, Section 13 of the Missouri Constitution establishes qualifications and responsibilities of the State Auditor. The State Auditor's Office works to ensure the proper use of public funds by performing audits of state agencies, boards and commissions, the circuit court system, counties in Missouri that do not have a county auditor, and other political subdivisions upon petition by the voters. All audits are performed in accordance with generally accepted government auditing standards issued by the Comptroller General of the United States. The audit reports are delivered to the Governor, the General Assembly, the auditee, and interested citizens. The State Auditor also provides an annual audit of the state's comprehensive annual financial report and federal grant programs administered by the state, reviews and registers general obligation bond issues of the state's political subdivisions, prepares fiscal notes for ballot initiatives, performs an Annual Forfeiture Report, and reviews property tax rates proposed by political subdivisions for compliance with state law.

Fiscal Year 2023 Governor's Recommendations

- \$430,119 for the remaining pay periods of the pay plan proposed to begin February 1, 2022, including \$326,111 general revenue.
- \$76,667 for the remaining pay periods of the Fiscal Year 2022 approved pay plan, including \$58,129 general revenue.
- \$1,347 for pay plan for the statewide elected officials.
- \$1,347 for the remaining pay periods of the Fiscal Year 2022 approved pay plan for the statewide elected officials.

STATE TREASURER

FINANCIAL SUMMARY

	FY 2021 EXPENDITURE	FY 2022 APPROPRIATION	FY 2023 GOVERNOR RECOMMENDS
Administration	\$ 3,694,274	\$ 5,165,066	\$ 6,356,136
Issuing Duplicate and Outlawed Checks	2,973,294	4,000,000	13,000,000
Abandoned Fund Account	49,103,811	57,500,000	75,500,000
TOTAL	\$ 55,771,379	\$ 66,665,066	\$ 94,856,136
General Revenue Fund	7,473,294	12,500,000	30,500,000
Other Funds	48,298,085	54,165,066	64,356,136
Total Full-time Equivalent Employees	43.84	50.40	54.40

ADMINISTRATION

Article IV, Section 15 of the Missouri Constitution describes the duties and responsibilities of the State Treasurer. The State Treasurer is responsible for receiving and investing state moneys, posting receipts to the proper funds, and signing warrants drawn according to law. As custodian of those funds, the Treasurer determines the amount of state moneys not needed for current operating expenses and invests those funds in interest-bearing time deposits in Missouri banking institutions or in short-term United States government obligations. The Treasurer is required to give due consideration to the preservation of state funds and the comparative yields available. The Treasurer also must determine whether the general welfare of the state is better served by investing state funds in United States securities or within the Missouri banking system.

The Treasurer also administers the state's unclaimed property law by collecting unclaimed or abandoned funds and property belonging to Missouri citizens and trying to locate the owners.

Fiscal Year 2023 Governor's Recommendations

- \$1,000,000 Missouri Empowerment Scholarship Accounts Program Fund and four staff to implement the new program.
- \$163,442 other funds for the remaining pay periods of the pay plan proposed to begin February 1, 2022.
- \$24,934 other funds for the remaining pay periods of the Fiscal Year 2022 approved pay plan.
- \$1,347 State Treasurer's General Operations Fund for pay plan for the statewide elected officials.
- \$1,347 State Treasurer's General Operations Fund for the remaining pay periods of the Fiscal Year 2022 approved pay plan for the statewide elected officials.

ISSUING DUPLICATE AND OUTLAWED CHECKS

These functions allow payment of claims against the state in cases where checks are not presented for payment within 12 months of issuance as required by law.

Fiscal Year 2023 Governor's Recommendations

- \$9,000,000 to pay claims against the state in cases where checks are not presented for payment within 12 months of issuance as required by law.

**ELECTED OFFICIALS
STATE TREASURER**

ABANDONED FUND ACCOUNT

In accordance with Section 447.543, RSMo, the Abandoned Fund Account has the two-fold purpose of receiving funds that have remained unclaimed for a period of seven years and making the payment of valid claims. Any time the fund exceeds 1/12th of the prior year's disbursements, the Treasurer may, and at least once every year shall, transfer the excess to general revenue. If verified claims for payment should reduce the balance in the account to less than 1/24th of the prior year's disbursements, the Treasurer shall transfer from general revenue an amount sufficient to restore the fund to 1/12th of the prior year's disbursements.

Fiscal Year 2023 Governor's Recommendations

- \$9,000,000 for transfer into the Abandoned Fund Account for the payment of claims.
- \$9,000,000 Abandoned Fund Account for payment of claims for abandoned property.

ATTORNEY GENERAL

FINANCIAL SUMMARY

	FY 2021 EXPENDITURE	FY 2022 APPROPRIATION	FY 2023 GOVERNOR RECOMMENDS
Administration	\$ 25,070,444	\$ 39,694,187	\$ 38,506,265
Missouri Office of Prosecution Services	1,711,754	3,694,012	3,755,144
TOTAL	\$ 26,782,198	\$ 43,388,199	\$ 42,261,409
General Revenue Fund	14,560,677	18,929,407	17,197,793
Federal Funds	4,009,304	9,173,947	9,410,620
Other Funds	8,212,217	15,284,845	15,652,996
Total Full-time Equivalent Employees	343.70	437.05	434.05

Established by Article IV, Section 12 of the Missouri Constitution, the Attorney General takes legal action to protect the rights and interests of the state, litigates appeals to which the state is a party, provides opinions regarding state law, and assists prosecuting attorneys in the prosecution of cases. The Office of the Attorney General has several responsibilities for which specific funds have been established by law.

Section 27.080, RSMo, establishes The Attorney General's Court Costs Fund to receive deposits and make payments of court costs in litigation requiring the appearance of the Attorney General. This fund is supplemented by a transfer from general revenue.

Section 416.081, RSMo, creates the Antitrust Revolving Fund which is composed of deposits of ten percent of any court settlement of antitrust litigation involving the Attorney General. This fund is supplemented by a transfer from general revenue.

Section 287.220, RSMo, authorizes the Attorney General to charge the Second Injury Fund for the cost of defending the fund.

Section 56.750, RSMo, establishes the Missouri Office of Prosecution Services within the Attorney General's Office. The Prosecution Services Office is funded primarily through fees assessed as court costs in criminal cases. The office was established to develop uniform training and procedures for Missouri's prosecuting attorneys.

Sections 407.1095 to 407.1110, RSMo, establish a no-call database to be maintained by the Attorney General for citizens who object to receiving telephone solicitations at home.

Fiscal Year 2023 Governor's Recommendations

- \$1,266,003 for the remaining pay periods of the pay plan proposed to begin February 1, 2022, including \$751,950 general revenue.
- \$224,567 for the remaining pay periods of the Fiscal Year 2022 approved pay plan, including \$133,796 general revenue.
- \$1,456 for pay plan for the statewide elected officials.
- \$1,456 for the remaining pay periods of the Fiscal Year 2022 approved pay plan for the statewide elected officials.
- (\$2,620,272) and (three) staff core reduction for one-time expenditures.

JUDICIARY

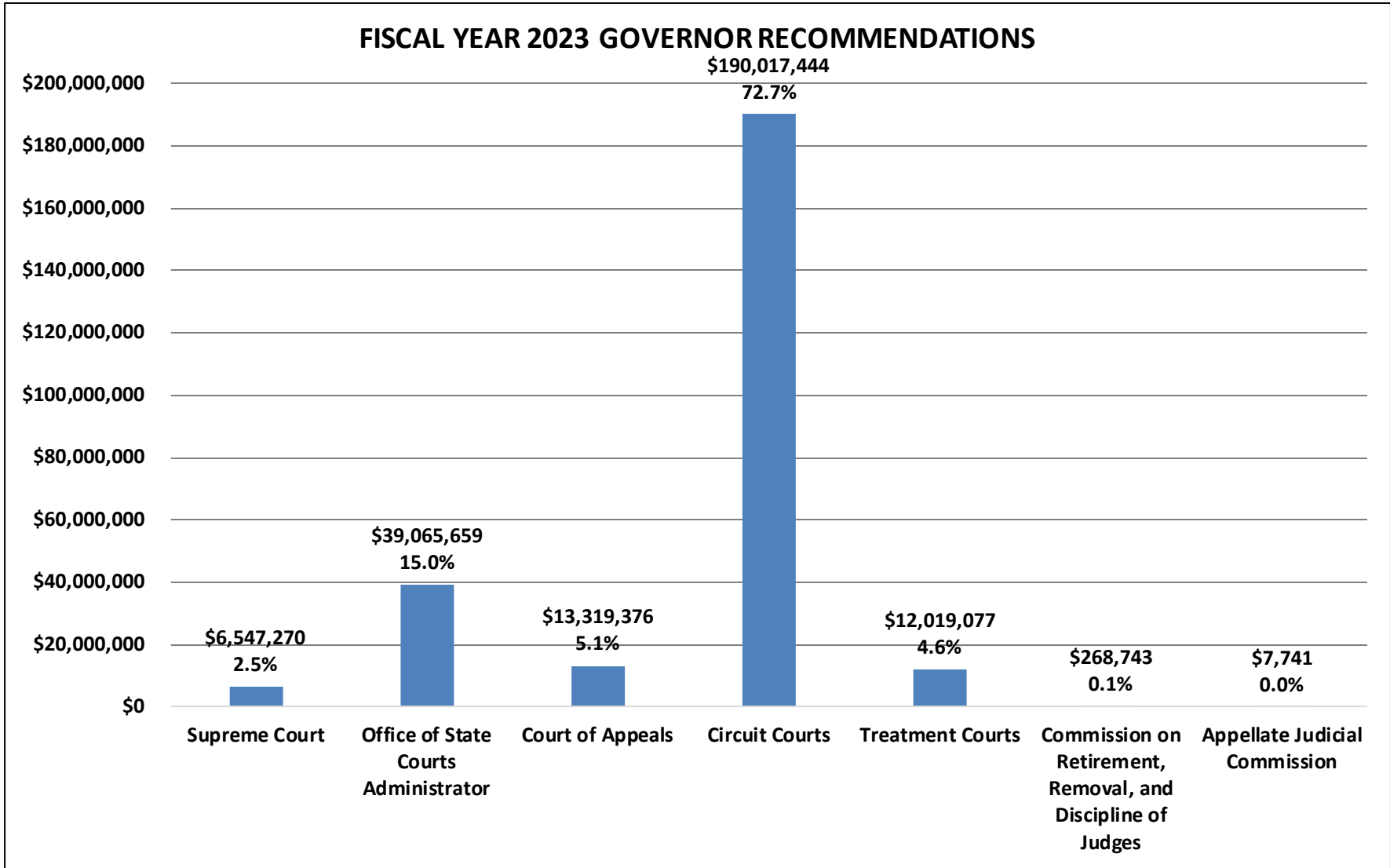
FINANCIAL SUMMARY

	FY 2021 EXPENDITURE	FY 2022 APPROPRIATION	FY 2023 REQUEST	FY 2023 GOVERNOR RECOMMENDS
Supreme Court	\$ 5,417,905	\$ 6,271,235	\$ 7,830,509	\$ 6,547,270
Office of State Courts Administrator	29,287,200	38,210,859	42,189,406	39,065,659
Court of Appeals	12,327,749	12,648,271	14,211,564	13,319,376
Circuit Courts	156,736,625	177,183,335	187,517,447	190,017,444
Treatment Courts	8,991,120	11,990,937	12,023,407	12,019,077
Commission on Retirement, Removal, and Discipline of Judges	244,165	261,061	275,052	268,743
Appellate Judicial Commission	7,742	7,741	7,741	7,741
TOTAL	\$ 213,012,506	\$ 246,573,439	\$ 264,055,126	\$ 261,245,310
General Revenue Fund	197,349,408	216,781,681	233,504,014	230,621,878
Federal Funds	4,230,984	14,767,438	14,916,104	15,454,550
Third Party Liability Collections Fund	306,959	411,596	414,403	436,956
Statewide Court Automation Fund	2,330,611	5,336,965	5,932,162	5,449,786
Supreme Court Publications Revolving Fund	12,388	150,676	150,676	150,676
Missouri CASA Fund	66,405	100,000	100,000	100,000
Crime Victims' Compensation Fund	887,200	887,200	887,200	887,200
Circuit Courts Escrow Fund	17	5,500	5,500	5,500
Juvenile Justice Preservation Fund	0	2,500,000	2,500,000	2,500,000
Basic Civil Legal Services Fund	7,559,124	5,102,383	5,115,067	5,108,764
State Court Administration Revolving Fund	130,369	230,000	230,000	230,000
Domestic Relations Resolution Fund	139,041	300,000	300,000	300,000
Total Full-time Equivalent Employees	3,095.21	3,481.05	3,499.05	3,484.55
General Revenue Fund	3,012.52	3,278.30	3,299.30	3,284.80
Federal Funds	44.25	142.25	139.25	139.25
Other Funds	38.44	60.50	60.50	60.50

¹ Does not include \$4,631,965 appropriated in House Bill 14 (2022) introduced January 5, 2022 during the second regular session of the 101st General Assembly and does not include \$126,090,258 recommended in Fiscal Year 2022 Supplemental Appropriations. See the Supplemental section of the Missouri Budget for details regarding the Judiciary supplemental appropriations.

² Does not include \$5,000,000 appropriated in House Bill 20 (2022). See the American Rescue Plan Act section of the Missouri Budget for details regarding the additional Judiciary appropriations.

JUDICIARY



**JUDICIARY
SUPREME COURT**

FINANCIAL SUMMARY

	FY 2021 EXPENDITURE	FY 2022 APPROPRIATION	FY 2023 GOVERNOR RECOMMENDS
Judicial Proceedings and Review			
TOTAL	\$ 5,417,905	\$ 6,271,235	\$ 6,547,270
General Revenue Fund	5,245,396	5,580,914	5,821,631
Federal Funds	160,121	539,645	574,963
Other Funds	12,388	150,676	150,676
Total Full-time Equivalent Employees	59.23	83.00	83.00

The Supreme Court has exclusive appellate jurisdiction in all cases involving the validity of a treaty or statute of the United States or of a statute or provision of the Missouri Constitution; the construction of the state’s revenue laws; the title to any state office; and in all cases where the punishment imposed is death. In addition, the court may transfer cases from the Court of Appeals if the cases involve questions of general interest or importance; the court thinks the existing law should be reexamined; the lower court opinion conflicts with prior opinions; or for other reasons provided by rule of the court. The Court of Appeals also may order a case transferred to the Supreme Court after opinion either by order of the Court of Appeals itself, or by the request of a dissenting Court of Appeals judge.

The Constitution authorizes the Court to establish Court practice and procedure rules and to temporarily transfer judicial personnel. In addition to its decision-making powers, the Supreme Court supervises all lower state courts (assisted by the Office of State Courts Administrator), licenses all lawyers practicing in Missouri, and disciplines those guilty of Rules of Professional Conduct violations.

Fiscal Year 2023 Governor’s Recommendations

- \$207,546 for the remaining pay periods of the pay plan proposed to begin February 1, 2022, including \$177,571 general revenue.
- \$36,281 for the remaining pay periods of the Fiscal Year 2022 approved pay plan, including \$30,938 general revenue.
- \$28,704 for pay plan for the members of the Judiciary.
- \$3,504 for pay plan for Judiciary staff statutory salary requirements.

JUDICIARY
OFFICE OF STATE COURTS ADMINISTRATOR

FINANCIAL SUMMARY

	FY 2021 EXPENDITURE	FY 2022 APPROPRIATION	FY 2023 GOVERNOR RECOMMENDS
State Courts Administrator	\$ 12,741,382	\$ 15,491,848	\$ 16,007,963
Court Improvement Projects	11,278,645	13,235,131	13,406,409
Statewide Court Automation	4,330,610	7,336,965	7,449,786
Judicial Training and Education Transfer	936,563	2,146,915	2,201,501
TOTAL	\$ 29,287,200	\$ 38,210,859	\$ 39,065,659
General Revenue Fund	14,775,765	18,463,311	19,034,012
Federal Funds	3,719,521	8,361,000	8,525,897
Other Funds	10,791,914	11,386,548	11,505,750
Total Full-time Equivalent Employees	199.08	243.25	243.25

The Office of State Courts Administrator fulfills the Supreme Court’s administrative obligations. Staff provides technical assistance, statistical analysis, financial system analysis, continuing education, and automation support functions for the courts. The office assists in policy direction for the Statewide Judicial Information System and Missouri Court Automation, collects and analyzes caseload data from the courts, develops and operates appellate and circuit record-keeping systems, develops and operates administrative systems, prepares the judicial budget, and maintains the personnel system for the courts. The office processes payrolls for all state-paid circuit court employees and all other state expenditures of the Supreme Court and circuit courts. The office’s fundamental goal is to build an integrated court system that renders geography largely irrelevant with greater efficiency, wider access, and enhanced accountability for the litigant.

Fiscal Year 2023 Governor’s Recommendations

- \$685,849 for the remaining pay periods of the pay plan proposed to begin February 1, 2022, including \$444,732 general revenue.
- \$114,365 for the remaining pay periods of the Fiscal Year 2022 approved pay plan, including \$71,383 general revenue.
- \$46,254 transferred to the Judicial Training and Education Fund for the remaining pay periods of the pay plan proposed to begin February 1, 2022, and related fringe costs.
- \$8,332 transferred to the Judicial Training and Education Fund for the remaining pay periods of the Fiscal Year 2022 approved pay plan and related fringe costs.

**JUDICIARY
COURT OF APPEALS**

FINANCIAL SUMMARY

	FY 2021 EXPENDITURE	FY 2022 APPROPRIATION	FY 2023 GOVERNOR RECOMMENDS
Court of Appeals - Western District	\$ 4,266,547	\$ 4,339,730	\$ 4,574,941
Court of Appeals - Eastern District	5,427,683	5,582,906	5,907,480
Court of Appeals - Southern District	2,633,519	2,725,635	2,836,955
TOTAL	\$ 12,327,749	\$ 12,648,271	\$ 13,319,376
General Revenue Fund	12,327,749	12,648,271	13,319,376
Total Full-time Equivalent Employees	148.20	159.35	161.85

Missouri’s current appellate structure is a single Court of Appeals consisting of three districts. The Eastern District sits in St. Louis, the Western District in Kansas City, and the Southern District holds sessions in Springfield and Poplar Bluff. Missouri Statute sets the number of judges in each district: 14 in the Eastern District, 11 in the Western District, and 7 in the Southern District.

The Court of Appeals may issue and determine original remedial writs and has general appellate jurisdiction in all cases not within the exclusive jurisdiction of the Supreme Court. The Court of Appeals may transfer cases not within the Supreme Court’s exclusive jurisdiction to the Supreme Court when involving an important issue that should be decided by the state’s highest court.

Fiscal Year 2023 Governor’s Recommendations

- \$131,328 and 2.5 staff to enhance appellate court security.
- \$358,033 for the remaining pay periods of the pay plan proposed to begin February 1, 2022.
- \$119,136 for pay plan for the members of the Judiciary.
- \$62,608 for the remaining pay periods of the Fiscal Year 2022 approved pay plan.

**JUDICIARY
CIRCUIT COURTS**

FINANCIAL SUMMARY

	FY 2021 EXPENDITURE	FY 2022 APPROPRIATION	FY 2023 GOVERNOR RECOMMENDS
Circuit Court Personnel	\$ 91,439,767	\$ 106,022,790	\$ 117,423,859
Circuit Court Administration	7,579,917	15,272,876	15,272,876
Circuit Court Judges and Commissioners	57,011,495	54,987,669	56,420,709
CASA Programs	566,405	600,000	600,000
Domestic Relations	139,041	300,000	300,000
TOTAL	\$ 156,736,625	\$ 177,183,335	\$ 190,017,444
General Revenue Fund	155,757,471	167,829,446	180,151,298
Federal Funds	351,342	5,866,793	6,353,690
Other Funds	627,812	3,487,096	3,512,456
Total Full-time Equivalent Employees	2,684.06	2,986.70	2,987.70

Missouri Constitution Article V, Section 1 establishes the 46 Missouri Circuit Courts with Chapter 478, RSMo, detailing the boundaries, circuit numbers, and geographic locations. The circuit court, the exclusive trial court in Missouri, is comprised of circuit judges, associate circuit judges, and municipal judges. Municipalities under 400,000 population may, and those over 400,000 must, make provision for judges to hear municipal ordinance violations. If such provision is not made, municipalities will file such cases before an associate circuit judge.

Fiscal Year 2023 Governor's Recommendations

- \$223,595 for criminal case interpreter services.
- \$152,481 and one staff for an additional treatment court commissioner for the 29th judicial circuit.
- \$9,733,341 for the remaining pay periods of the pay plan proposed to begin February 1, 2022, including \$9,263,849 general revenue.
- \$1,172,580 for pay plan for the members of the Judiciary.
- \$957,965 for the remaining pay periods of the Fiscal Year 2022 approved pay plan, including \$915,200 general revenue.
- \$594,147 for pay plan for Judiciary staff statutory salary requirements.

**JUDICIARY
TREATMENT COURTS**

FINANCIAL SUMMARY

	FY 2021 EXPENDITURE	FY 2022 APPROPRIATION	FY 2023 GOVERNOR RECOMMENDS
Treatment Courts			
TOTAL	\$ 8,991,120	\$ 11,990,937	\$ 12,019,077
General Revenue Fund	8,991,120	11,990,937	12,019,077
Total Full-time Equivalent Employees	2.63	6.00	6.00

The treatment court program uses court authority to identify those offenders for whom costly incarceration is neither necessary nor an efficient allocation of scarce public resources. Based on the circumstance, judges divert defendants to treatment court programs at various stages of the judicial process. Treatment courts provide an additional tool to reduce the number of people entering the court and penal systems. Additionally, treatment programs decrease the negative consequences of drug and alcohol abuse by reducing the number of additional cases filed involving family disputes, abuse and neglect, truancy, property crimes, and crimes of violence.

The Missouri Veterans’ Treatment Courts are hybrid drug and mental health courts that use the drug court model to serve veterans struggling with addiction, serious mental illness, and/or co-occurring disorders. These courts use a coordinated response that involves cooperation and collaboration with the U.S. Department of Veterans Affairs healthcare networks, the Veterans’ Benefits Administration, volunteer veteran mentors and veterans’ family support organizations.

Any circuit may establish a treatment court that combines judicial supervision, drug testing, and treatment of treatment court participants. The Treatment Court Coordinating Commission is composed of eight members: one member selected by the director of the Department of Corrections, one member selected by the director of the Department of Social Services, one member selected by the director of the Department of Mental Health, one member selected by the director of the Department of Public Safety, one member selected by the Office of State Courts Administrator, and three members selected by the Supreme Court. The commission is to evaluate, secure, coordinate, and allocate funding resources to the various treatment courts around the state.

Fiscal Year 2023 Governor’s Recommendations

- \$23,939 transferred to the Drug Court Resources Fund for the remaining pay periods of the pay plan proposed to begin February 1, 2022, and related fringe costs.
- \$4,201 transferred to the Drug Court Resources Fund for the remaining pay periods of the Fiscal Year 2022 approved pay plan and related fringe costs.

JUDICIARY

COMMISSION ON RETIREMENT, REMOVAL, AND DISCIPLINE OF JUDGES

FINANCIAL SUMMARY

	FY 2021 EXPENDITURE	FY 2022 APPROPRIATION	FY 2023 GOVERNOR RECOMMENDS
Commission on Retirement, Removal, and Discipline of Judges			
TOTAL	\$ 244,165	\$ 261,061	\$ 268,743
General Revenue Fund	244,165	261,061	268,743
Total Full-time Equivalent Employees	2.01	2.75	2.75

The Commission on Retirement, Removal, and Discipline of Judges receives and investigates all requests and suggestions concerning retirement for disability and all complaints concerning misconduct of judges, members of the judicial commissions, and members of this commission. The commission is composed of two citizens appointed by the Governor who are not members of the bar, two lawyers appointed by the governing body of the Missouri Bar, one judge of the Court of Appeals selected by a majority of the judges of the Court of Appeals, and one judge of the circuit courts selected by a majority of the circuit judges of this state.

Fiscal Year 2023 Governor's Recommendations

- \$3,546 for the remaining pay periods of the pay plan proposed to begin February 1, 2022.
- \$3,504 for pay plan for Judiciary staff statutory salary requirements.
- \$632 for the remaining pay periods of the Fiscal Year 2022 approved pay plan.

JUDICIARY
APPELLATE JUDICIAL COMMISSION

FINANCIAL SUMMARY

	FY 2021 EXPENDITURE	FY 2022 APPROPRIATION	FY 2023 GOVERNOR RECOMMENDS
Appellate Judicial Commission			
TOTAL	\$ 7,742	\$ 7,741	\$ 7,741
General Revenue Fund	7,742	7,741	7,741
Total Full-time Equivalent Employees	0.00	0.00	0.00

The Appellate Judicial Commission consists of a judge of the Supreme Court, one member of the bar from each appeals district, and one citizen not a member of the bar from each appeals district. The commission considers vacant judgeships of the Supreme Court and the Court of Appeals.

Fiscal Year 2023 Governor’s Recommendations

Continue funding at the current level.

OFFICE OF THE STATE PUBLIC DEFENDER

FINANCIAL SUMMARY

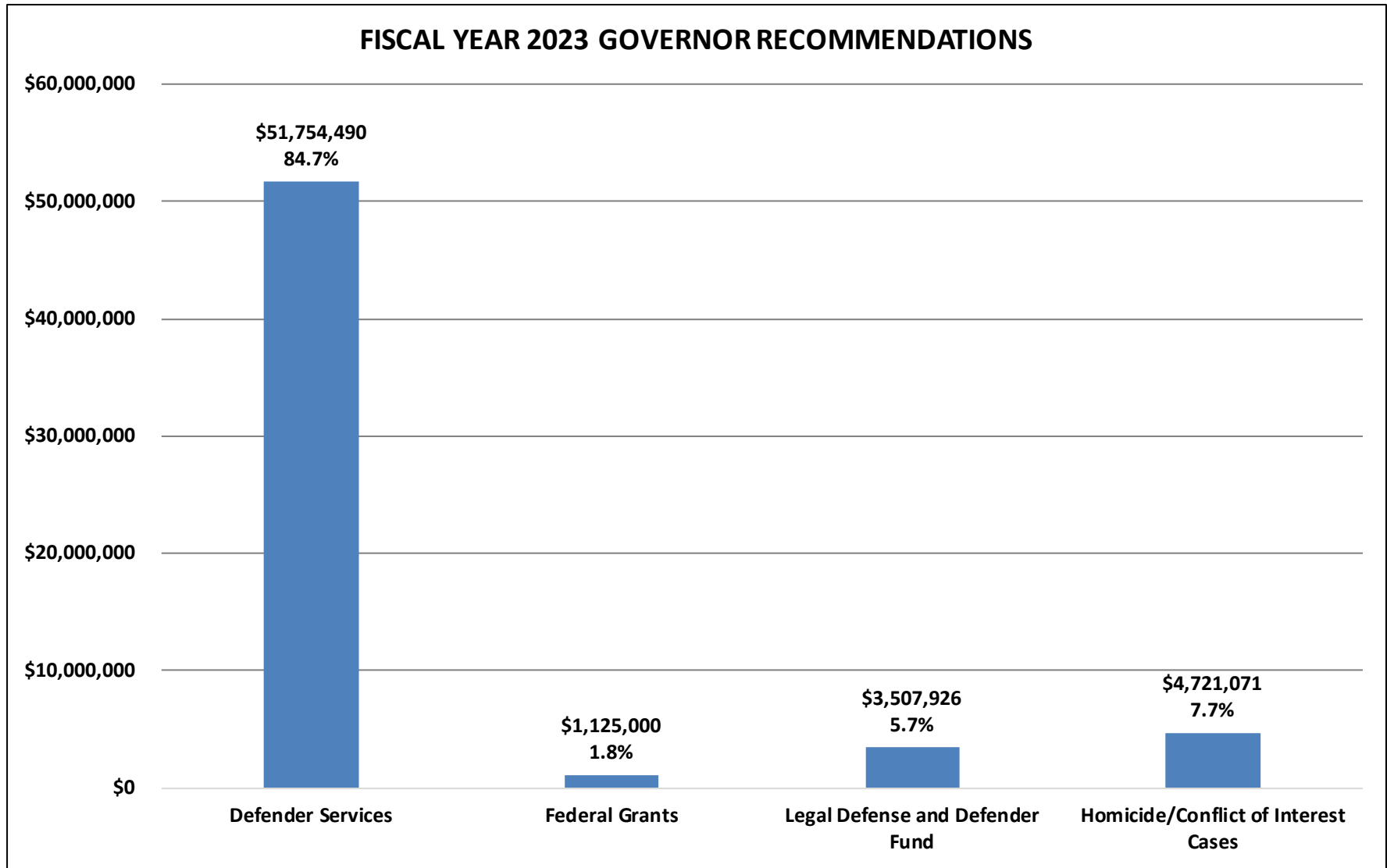
	FY 2021 EXPENDITURE	FY 2022 APPROPRIATION	FY 2023 REQUEST	FY 2023 GOVERNOR RECOMMENDS
Defender Services	\$ 44,258,126	\$ 48,708,135	\$ 50,706,992	\$ 51,754,490
Federal Grants	99,000	625,000	1,125,000	1,125,000
Legal Defense and Defender Fund	1,303,663	2,748,609	3,500,019	3,507,926
Homicide/Conflict of Interest Cases	4,720,901	4,721,071	4,721,071	4,721,071
DEPARTMENTAL TOTAL	\$ 50,381,690	\$ 56,802,815 ¹	\$ 60,053,082	\$ 61,108,487
PERSONAL SERVICE				
General Revenue Fund	35,007,730	39,476,166	41,269,940	42,562,730
Legal Defense and Defender Fund	140,943	142,353	143,763	151,670
EXPENSE AND EQUIPMENT				
General Revenue Fund	13,971,297	13,953,040	14,158,123	13,912,831
Federal Funds	25,000	0	500,000	500,000
Legal Defense and Defender Fund	1,104,711	2,456,256	3,193,838	3,193,838
PROGRAM SPECIFIC DISTRIBUTION				
Federal Funds	74,000	625,000	625,000	625,000
Legal Defense and Defender Fund	58,009	150,000	162,418	162,418
TOTAL				
General Revenue Fund	48,979,027	53,429,206	55,428,063	56,475,561
Federal Funds	99,000	625,000	1,125,000	1,125,000
Legal Defense and Defender Fund	1,303,663	2,748,609	3,500,019	3,507,926
Total Full-time Equivalent Employees	612.02	672.13	708.13	684.13
General Revenue Fund	610.03	670.13	706.13	682.13
Other Funds	1.99	2.00	2.00	2.00

¹ Does not include \$920,848 appropriated in HB 14 (2022) introduced January 5, 2022 during the second regular session of the 101st General Assembly. See the Supplemental section of the Missouri Budget for details regarding the Office of Public Defender supplemental appropriations.

The Office of the State Public Defender seeks to fulfill the constitutional guarantee of legal counsel in Missouri state courts for indigent persons accused or convicted of criminal offenses. The system also provides civil commitment defense representation under Missouri's sexually violent predator laws.

Fiscal Year 2023 Governor's Recommendations

- \$750,000 Legal Defense and Defender Fund for the expenditure of intercepted client funds.
- \$590,286 and 12 staff to provide investigative and paralegal support for public defenders.
- \$500,000 federal funds for grants, gifts, or other resources to support the expenses of the office.
- \$2,235,977 for the remaining pay periods of the pay plan proposed to begin February 1, 2022, including \$2,228,070 general revenue.
- \$392,264 for the remaining pay periods of the Fiscal Year 2022 approved pay plan, including \$390,854 general revenue.
- (\$162,855) core reduction for one-time expenditures.

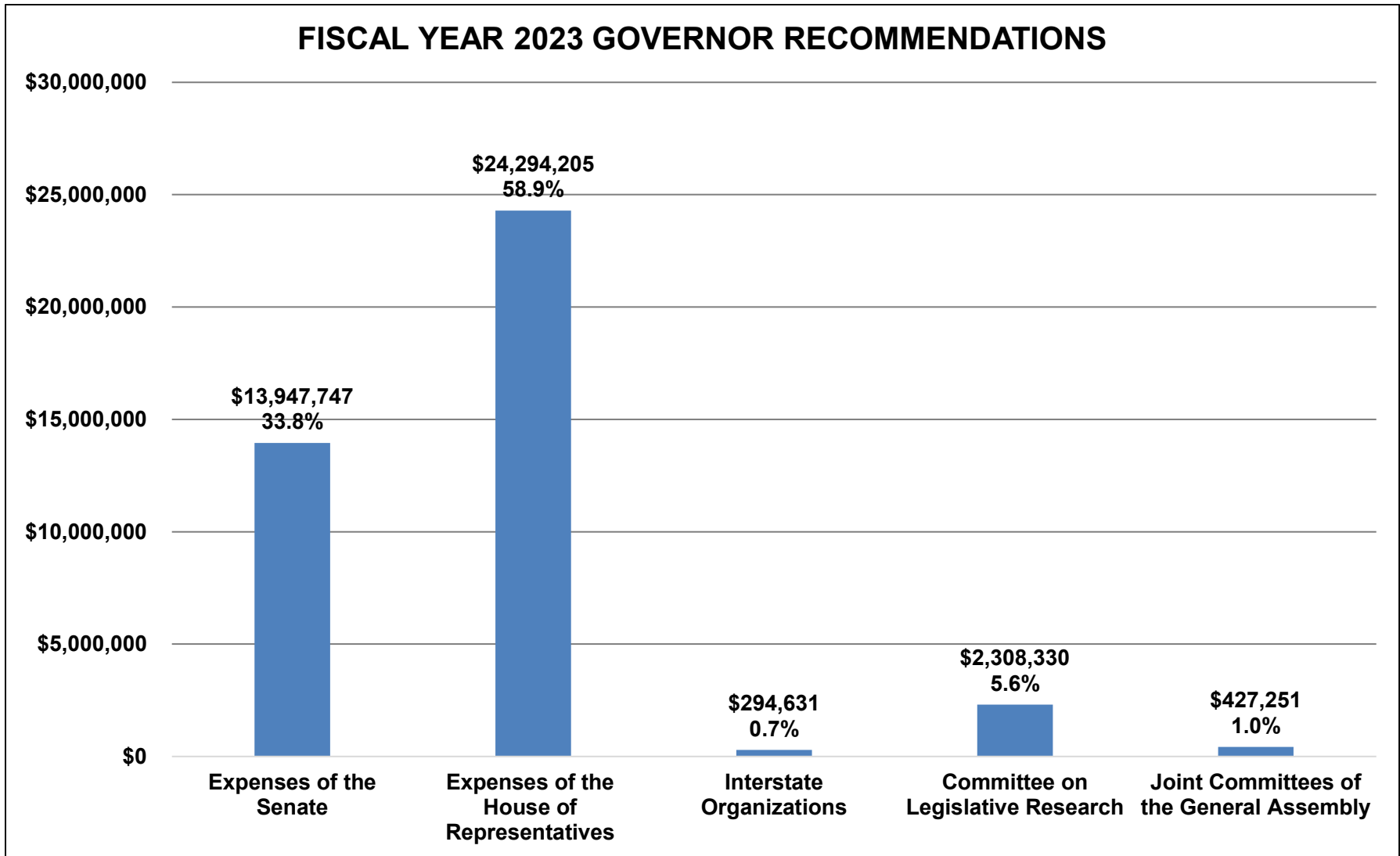


GENERAL ASSEMBLY

FINANCIAL SUMMARY

	FY 2021 EXPENDITURE	FY 2022 APPROPRIATION	FY 2023 REQUEST	FY 2023 GOVERNOR RECOMMENDS
Expenses of the Senate	\$ 12,014,031	\$ 13,281,208	\$ 13,391,350	\$ 13,947,747
Expenses of the House of Representatives	22,584,130	23,358,374	23,550,641	24,294,205
Interstate Organizations	294,631	302,631	302,631	294,631
Committee on Legislative Research	1,606,188	2,190,359	2,208,205	2,308,330
Joint Committees of the General Assembly	349,573	403,657	407,227	427,251
TOTAL	\$ 36,848,553	\$ 39,536,229 ¹	\$ 39,860,054	\$ 41,272,164
General Revenue Fund	36,775,709	39,160,240	39,483,137	40,890,042
House of Representatives Revolving Fund	13,416	45,000	45,000	45,000
Senate Revolving Fund	28,176	40,000	40,000	40,000
Statutory Revision Fund	31,252	290,989	291,917	297,122
Total Full-time Equivalent Employees	610.95	691.17	691.17	691.17
General Revenue Fund	610.95	689.92	689.92	689.92
Other Funds	0.00	1.25	1.25	1.25

¹ Does not include \$555,577 appropriated in HB 14 (2022) introduced January 5, 2022 during the second regular session of the 101st General Assembly. See the Supplemental section of the Missouri Budget for details regarding the General Assembly supplemental appropriations.



**GENERAL ASSEMBLY
SENATE**

FINANCIAL SUMMARY

	FY 2021 EXPENDITURE	FY 2022 APPROPRIATION	FY 2023 GOVERNOR RECOMMENDS
Salaries of Members	\$ 1,168,242	\$ 1,241,876	\$ 1,272,408
Mileage of Members	80,865	105,807	105,807
Per Diem of Members	306,100	306,100	306,100
Senate Contingent Expenses	10,341,834	11,402,425	12,038,432
Joint Contingent Expenses	116,990	225,000	225,000
TOTAL	\$ 12,014,031	\$ 13,281,208	\$ 13,947,747
General Revenue Fund	11,985,855	13,241,208	13,907,747
Senate Revolving Fund	28,176	40,000	40,000
Total Full-time Equivalent Employees	190.22	221.54	221.54

The Senate is comprised of 34 members elected for four-year terms. The budget of the Senate includes funding for members' statutory salaries, staff support, interim committee expenses, and travel expense reimbursements, including lodging, meals, and mileage.

Fiscal Year 2023 Governor's Recommendations

- \$541,131 for the remaining pay periods of the pay plan proposed to begin February 1, 2022.
- \$94,876 for the remaining pay periods of the Fiscal Year 2022 approved pay plan.
- \$15,266 for pay plan for the members of the General Assembly.
- \$15,266 for the remaining pay periods of the Fiscal Year 2022 approved pay plan for the members of the General Assembly.

**GENERAL ASSEMBLY
HOUSE OF REPRESENTATIVES**

FINANCIAL SUMMARY

	FY 2021 EXPENDITURE	FY 2022 APPROPRIATION	FY 2023 GOVERNOR RECOMMENDS
Salaries of Members	\$ 5,800,146	\$ 5,934,332	\$ 6,080,706
Mileage of Members	394,531	510,047	510,047
Per Diem of Members	1,468,807	1,500,000	1,500,000
Representatives' Expense Vouchers	1,160,650	1,401,515	1,405,265
House Contingent Expenses	13,644,713	13,885,839	14,666,831
House of Representatives Revolving Fund	13,416	45,000	45,000
Redistricting Expenses	101,867	81,641	86,356
TOTAL	\$ 22,584,130	\$ 23,358,374	\$ 24,294,205
General Revenue Fund	22,570,714	23,313,374	24,249,205
House of Representatives Revolving Fund	13,416	45,000	45,000
Total Full-time Equivalent Employees	392.24	436.38	436.38

The House of Representatives is comprised of 163 members elected for two-year terms. The budget of the House includes funding for members' statutory salaries, staff support, interim committee expenses, and travel expense reimbursements, including lodging, meals, and mileage.

Fiscal Year 2023 Governor's Recommendations

- \$670,377 for the remaining pay periods of the pay plan proposed to begin February 1, 2022.
- \$119,080 for the remaining pay periods of the Fiscal Year 2022 approved pay plan.
- \$73,187 for pay plan for the members of the General Assembly.
- \$73,187 for the remaining pay periods of the Fiscal Year 2022 approved pay plan for the members of the General Assembly.

**GENERAL ASSEMBLY
INTERSTATE ORGANIZATIONS**

FINANCIAL SUMMARY

	FY 2021 EXPENDITURE	FY 2022 APPROPRIATION	FY 2023 GOVERNOR RECOMMENDS
Administration			
TOTAL	\$ 294,631	\$ 302,631	\$ 294,631
General Revenue Fund	294,631	302,631	294,631
Total Full-time Equivalent Employees	0.00	0.00	0.00

Missouri dues to the National Conference of State Legislatures are paid from these funds.

Fiscal Year 2023 Governor’s Recommendations

- (\$8,000) core reduction from the Fiscal Year 2022 appropriation level.

**GENERAL ASSEMBLY
COMMITTEE ON LEGISLATIVE RESEARCH**

FINANCIAL SUMMARY

	FY 2021 EXPENDITURE	FY 2022 APPROPRIATION	FY 2023 GOVERNOR RECOMMENDS
Administration	\$ 467,322	\$ 499,666	\$ 531,678
Statute Publication	31,252	290,989	297,122
Oversight Division	1,107,614	1,399,704	1,479,530
TOTAL	\$ 1,606,188	\$ 2,190,359	\$ 2,308,330
General Revenue Fund	1,574,936	1,899,370	2,011,208
Statutory Revision Fund	31,252	290,989	297,122
Total Full-time Equivalent Employees	23.38	27.25	27.25

Sections 23.010 through 23.190, RSMo, establish a permanent joint committee of the General Assembly. It is comprised of the chair of the Senate Appropriations Committee and nine other senators, and the chair of the House Budget Committee and nine other representatives. As outlined in Missouri statutes, the Committee on Legislative Research employs staff to perform the following services for the members of the General Assembly:

- Prepare the online and print versions of the Revised Statutes of Missouri for publication,
- Review all Truly Agreed to and Finally Passed legislation,
- Assign sections of drafted and passed legislation for placement in the statutes,
- Provide research and reference services on legislative issues,
- Prepare fiscal notes for legislation introduced in either house of the General Assembly,
- Conduct management and performance evaluations of state agencies,
- Make investigations into legislative and governmental institutions to aid the General Assembly, and
- Maintain a legislative library for a reference service to the General Assembly and public.

Fiscal Year 2023 Governor’s Recommendations

- \$100,125 for the remaining pay periods of the pay plan proposed to begin February 1, 2022, including \$94,920 general revenue.
- \$17,846 for the remaining pay periods of the Fiscal Year 2022 approved pay plan, including \$16,918 general revenue.

**GENERAL ASSEMBLY
JOINT COMMITTEES**

FINANCIAL SUMMARY

	FY 2021 EXPENDITURE	FY 2022 APPROPRIATION	FY 2023 GOVERNOR RECOMMENDS
Joint Committee on Administrative Rules	\$ 139,298	\$ 146,034	\$ 154,577
Joint Committee on Public Employee Retirement	135,064	178,013	188,560
Joint Committee on Education	75,211	79,610	84,114
TOTAL	\$ 349,573	\$ 403,657	\$ 427,251
General Revenue Fund	349,573	403,657	427,251
Total Full-time Equivalent Employees	5.11	6.00	6.00

These are statutory committees comprised of members of the House and Senate.

Fiscal Year 2023 Governor's Recommendations

- \$20,024 for the remaining pay periods of the pay plan proposed to begin February 1, 2022.
- \$3,570 for the remaining pay periods of the Fiscal Year 2022 approved pay plan.

STATEWIDE REAL ESTATE

FINANCIAL SUMMARY

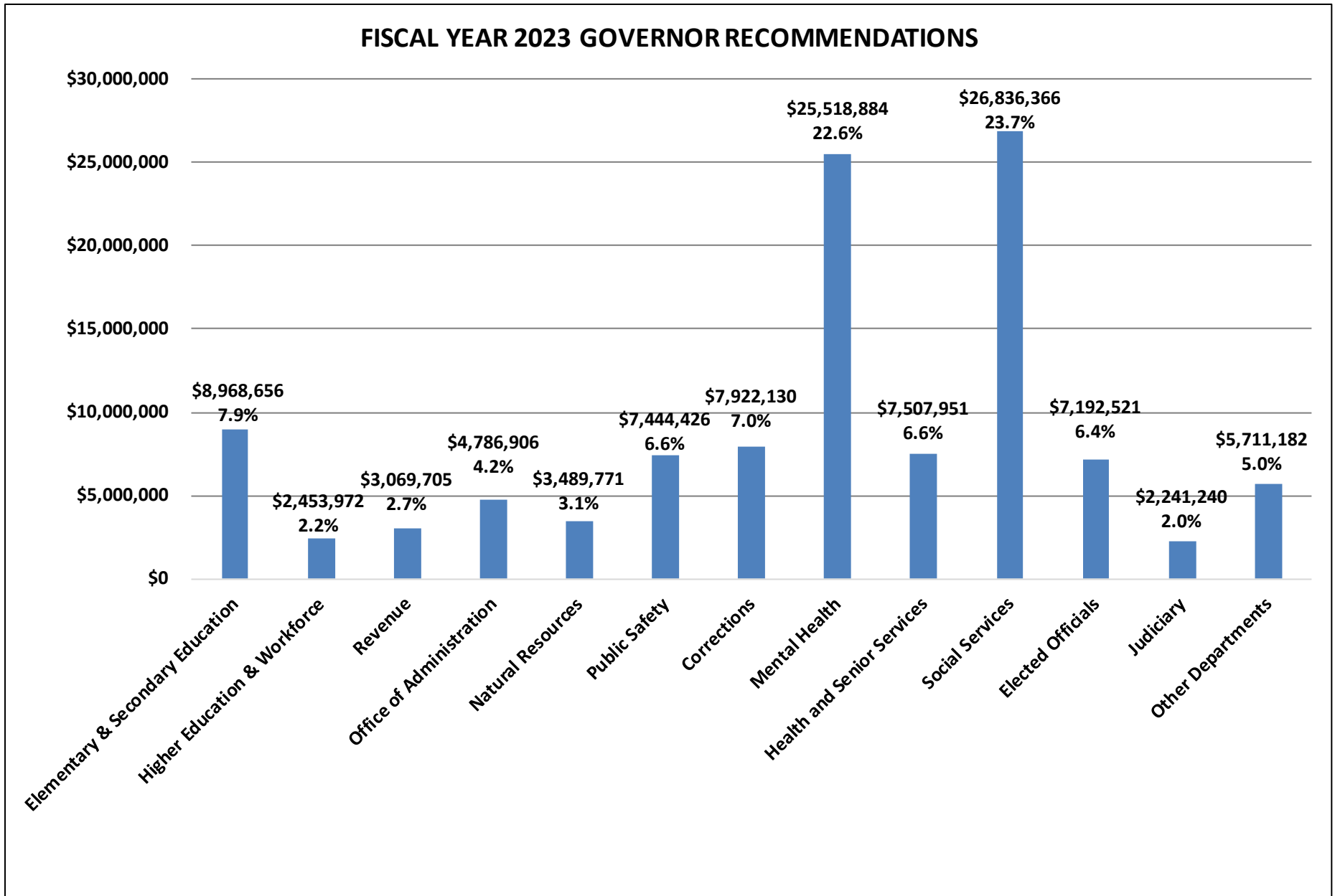
	FY 2021 EXPENDITURE	FY 2022 APPROPRIATION	FY 2023 REQUEST	FY 2023 GOVERNOR RECOMMENDS
Department of Elementary and Secondary Education	\$ 8,012,704	\$ 8,407,875	\$ 8,572,614	\$ 8,968,656
Department of Higher Education & Workforce Development	1,853,427	2,173,830	2,327,408	2,453,972
Department of Revenue	2,714,885	2,784,377	2,888,901	3,069,705
Office of Administration	3,962,998	4,072,798	4,507,659	4,786,906
Department of Agriculture	843,338	880,998	889,335	945,856
Department of Natural Resources	2,944,745	3,108,998	3,305,133	3,489,771
Department of Economic Development	359,125	387,180	349,891	377,403
Department of Commerce & Insurance	1,891,936	2,028,373	2,059,979	2,184,503
Department of Labor and Industrial Relations	1,956,025	2,013,911	2,070,115	2,203,420
Department of Public Safety	5,159,856	7,114,855	7,153,751	7,444,426
Department of Corrections	6,957,802	7,615,019	7,277,640	7,922,130
Department of Mental Health	22,842,576	24,440,979	24,510,844	25,518,884
Department of Health and Senior Services	5,108,512	6,354,855	7,141,586	7,507,951
Department of Social Services	24,375,704	26,001,600	25,397,146	26,836,366
Elected Officials	6,078,718	6,192,895	6,785,467	7,192,521
Judiciary	2,393,963	2,786,862	2,091,386	2,241,240
State Legal Expense Fund Transfer	0	1	1	1
TOTAL	\$ 97,456,314	\$ 106,365,406	\$ 107,328,856	\$ 113,143,711
General Revenue Fund	70,594,884	75,514,034	75,521,403	79,454,605
Federal Funds	16,498,290	19,367,568	20,180,869	21,464,900
Other Funds	10,363,140	11,483,804	11,626,584	12,224,206

The Office of Administration's Division of Facilities Management, Design and Construction (FMDC) oversees all leased facilities, state-owned facilities, and most institutional facilities. FMDC continues, as possible, to terminate leases and consolidate state agencies within state-owned space. FMDC has implemented several initiatives to reduce facility costs, including extensive contract negotiations and energy reduction.

FMDC manages over 14.2 million square feet of facility space. The division oversees and manages 606 lease contracts, totaling nearly 3 million square feet, with approximately 5.1 million square feet within state-owned facilities, and approximately 6.2 million square feet of institutional space. In addition, the division oversees 22 parking lease contracts and 14 storage/warehouse leases.

Fiscal Year 2023 Governor's Recommendations

- \$4,002,052 for increased leasing costs, including \$2,581,123 general revenue.
- \$1,455,600 federal funds for personal protective equipment warehousing space for the Department of Health and Senior Services.
- \$227,530 for leasing a training facility for the Department of Corrections.
- \$188,000 federal funds for personal protective equipment warehousing space for the Department of Public Safety.
- \$1,585,273 federal and other funds for the remaining pay periods of the pay plan proposed to begin February 1, 2022, including \$1,312,549 general revenue.
- \$286,195 federal and other funds for the remaining pay periods of the Fiscal Year 2022 approved pay plan, including \$235,714 general revenue.
- \$31,585 transferred from the Office of Administration.
- \$2,070 transferred from the Department of Economic Development.
- (\$900,000) core reduction from the Fiscal Year 2022 appropriation level, including (\$450,000) general revenue.
- (\$100,000) federal and other funds reallocated to realign funding sources.



SUPPLEMENTAL APPROPRIATIONS

The Governor's recommendations for Fiscal Year 2022 Emergency Supplemental Appropriations include \$58.4 million general revenue, \$5.0 billion federal funds, and \$174.5 million other funds, for a total of \$5.3 billion.

SUPPLEMENTAL RECOMMENDATIONS FISCAL YEAR 2022

	GENERAL REVENUE	FEDERAL FUNDS	OTHER FUNDS	TOTAL
Department of Elementary and Secondary Education	\$ 1,111,278	3,149,516,409	\$ 32,213	\$ 3,150,659,900
Department of Higher Education and Workforce Development	52,367	409,847	22,231	484,445
Department of Revenue	1,401,791	7,890	697,165	2,106,846
Department of Transportation	0	28,175	9,932,785	9,960,960
Office of Administration	14,727,997	3,792,620	5,054,652	23,575,269
Department of Agriculture	349,838	67,850	209,957	627,645
Department of Natural Resources	641,165	10,675,014	1,251,836	12,568,015
Department of Conservation	0	0	1,993,245	1,993,245
Department of Economic Development	191,662	601,548	1,714	794,924
Department of Commerce and Insurance	26,109	0	1,212,912	1,239,021
Department of Labor and Industrial Relations	44,771	1,365,613	259,538	1,669,922
Department of Public Safety	1,002,847	807,695	8,814,973	10,625,515
Department of Corrections	11,538,661	59,749	287,295	11,885,705
Department of Mental Health	11,600,262	60,042	29,996	11,690,300
Department of Health and Senior Services	786,320	27,737,660	255,236	28,779,216
Department of Social Services	6,210,127	1,612,214,262	143,960,773	1,762,385,162
Elected Officials	1,669,210	120,165	281,397	2,070,772
Judiciary	4,301,535	257,097	73,333	4,631,965
State Public Defender	917,553	0	3,295	920,848
General Assembly	553,408	0	2,169	555,577
Statewide Real Estate	1,312,669	160,929	114,313	1,587,911
American Rescue Plan Act	0	224,988,138	0	224,988,138
TOTAL	\$ 58,439,570	\$ 5,032,870,703	\$ 174,491,028	\$ 5,265,801,301

STATEWIDE PAY PLAN

H.B. Sec. Various	CURRENT REQUEST	GOVERNOR RECOMMENDS
PERSONAL SERVICE		
General Revenue Fund	\$ 0	\$ 54,975,481
Federal Funds	0	13,409,452
Other Funds	0	51,393,982
TOTAL	\$ 0	\$ 119,778,915

The Governor recommends \$119,778,915 for a supplemental pay plan and associated fringes.

SUPPLEMENTAL APPROPRIATIONS

**DEPARTMENT OF ELEMENTARY AND SECONDARY EDUCATION
DIVISION OF FINANCIAL AND ADMINISTRATIVE SERVICES
ELEMENTARY AND SECONDARY SCHOOL EMERGENCY RELIEF**

H.B. Sec. 14.010	CURRENT REQUEST	GOVERNOR RECOMMENDS
PERSONAL SERVICE		
Federal Stimulus Funds	\$ 410,000	\$ 410,000
EXPENSE AND EQUIPMENT		
Federal Stimulus Funds	1,077,000	1,077,000
PROGRAM SPECIFIC DISTRIBUTION		
Federal Stimulus Funds	<u>2,105,875,509</u>	<u>2,105,875,509</u>
TOTAL	\$ <u>2,107,362,509</u>	\$ <u>2,107,362,509</u>

The Governor recommends \$2,107,362,509 and two staff for distribution to public schools.

**DEPARTMENT OF ELEMENTARY AND SECONDARY EDUCATION
DIVISION OF FINANCIAL AND ADMINISTRATIVE SERVICES
EMERGENCY ASSISTANCE FOR NON-PUBLIC SCHOOLS**

H.B. Sec. 14.015	CURRENT REQUEST	GOVERNOR RECOMMENDS
PROGRAM SPECIFIC DISTRIBUTION		
Federal Stimulus Funds	\$ 99,697,852	\$ 99,697,852

The Governor recommends \$99,697,852 for distribution to non-public schools.

**DEPARTMENT OF ELEMENTARY AND SECONDARY EDUCATION
DIVISION OF FINANCIAL AND ADMINISTRATIVE SERVICES
SCHOOL NUTRITION SERVICES**

H.B. Sec. 14.020	CURRENT REQUEST	GOVERNOR RECOMMENDS
PROGRAM SPECIFIC DISTRIBUTION		
Federal Funds	\$ 139,553,246	\$ 202,530,885
Federal Stimulus Funds	<u>17,073,503</u>	<u>17,073,503</u>
TOTAL	\$ <u>156,626,749</u>	\$ <u>219,604,388</u>

The Governor recommends \$219,604,388 to reimburse schools for free meals offered to students and to address revenue loss due to school closures and COVID-19 restrictions.

SUPPLEMENTAL APPROPRIATIONS

**DEPARTMENT OF ELEMENTARY AND SECONDARY EDUCATION
OFFICE OF COLLEGE AND CAREER READINESS
MISSOURI HEALTHY SCHOOLS**

H.B. Sec. 14.025	CURRENT REQUEST	GOVERNOR RECOMMENDS
PERSONAL SERVICE		
Federal Stimulus Funds	\$ 51,288	\$ 25,644
EXPENSE AND EQUIPMENT		
Federal Stimulus Funds	350,056	375,700
TOTAL	\$ 401,344	\$ 401,344

The Governor recommends \$401,344 and one staff to disseminate the Centers for Disease Control’s COVID-19 guidance to schools.

**DEPARTMENT OF ELEMENTARY AND SECONDARY EDUCATION
OFFICE OF CHILDHOOD
CHILD CARE PROGRAMS**

H.B. Sec. 14.030	CURRENT REQUEST	GOVERNOR RECOMMENDS
PROGRAM SPECIFIC DISTRIBUTION		
Federal Stimulus Funds	\$ 721,832,921	\$ 721,272,944

The Governor recommends \$721,272,944 for child care programs.

**DEPARTMENT OF REVENUE
DIVISION OF MOTOR VEHICLE AND DRIVER LICENSING
CDL MEDICAL CERTIFICATION MAIL-IN**

H.B. Sec. 14.045	CURRENT REQUEST	GOVERNOR RECOMMENDS
PERSONAL SERVICE		
State Highways and Transportation Department Fund	\$ 51,624	\$ 51,624
EXPENSE AND EQUIPMENT		
State Highways and Transportation Department Fund	22,890	22,890
TOTAL	\$ 74,514	\$ 74,514

The Governor recommends \$74,514 and four staff for commercial motor vehicle drivers’ licenses (CDL) medical certifications to be received by mail, fax, or e-mail.

SUPPLEMENTAL APPROPRIATIONS

**DEPARTMENT OF NATURAL RESOURCES
DIVISION OF ENERGY
LOW-INCOME WEATHERIZATION**

	CURRENT REQUEST	GOVERNOR RECOMMENDS
H.B. Sec. 14.110		

PROGRAM SPECIFIC DISTRIBUTION				
Federal Stimulus Funds	\$	10,384,342	\$	10,384,342

The Governor recommends \$10,384,342 for low-income weatherization available through the American Rescue Plan Act.

**DEPARTMENT OF ECONOMIC DEVELOPMENT
STRATEGY AND PERFORMANCE DIVISION
NATIONAL SECURITY CROSSROADS**

	CURRENT REQUEST	GOVERNOR RECOMMENDS
H.B. Sec. 14.125		

PROGRAM SPECIFIC DISTRIBUTION				
Federal Funds	\$	0	\$	548,757

The Governor recommends \$548,757 for a grant in support of the National Security Crossroads.

**DEPARTMENT OF HEALTH AND SENIOR SERVICES
DIVISION OF SENIOR AND DISABILITY SERVICES
OLDER AMERICANS ACT SERVICES**

	CURRENT REQUEST	GOVERNOR RECOMMENDS
H.B. Sec. 14.165		

PROGRAM SPECIFIC DISTRIBUTION				
Federal Stimulus Funds	\$	26,234,737	\$	26,234,737

The Governor recommends \$26,234,737 to enhance senior services provided by Area Agencies on Aging.

SUPPLEMENTAL APPROPRIATIONS

**DEPARTMENT OF SOCIAL SERVICES
MISSOURI HEALTHNET DIVISION
MISSOURI MEDICAID AUDIT AND COMPLIANCE**

H.B. Sec. 14.175	CURRENT REQUEST	GOVERNOR RECOMMENDS
------------------	--------------------	------------------------

PERSONAL SERVICES		
General Revenue Fund	\$ 4,165	\$ 0
Medicaid Stabilization Fund	0	4,165
Federal Funds	4,165	4,165
EXPENSE AND EQUIPMENT		
General Revenue Fund	1,365	0
Medicaid Stabilization Fund	0	1,365
Federal Funds	1,365	1,365
TOTAL	\$ 11,060	\$ 11,060

The Governor recommends \$11,060 of additional funding and one staff necessary to operate MO HealthNet programs for Fiscal Year 2022.

**DEPARTMENT OF SOCIAL SERVICES
FAMILY SUPPORT DIVISION
INCOME MAINTENANCE FIELD STAFF & OPERATIONS**

H.B. Sec. 14.180	CURRENT REQUEST	GOVERNOR RECOMMENDS
------------------	--------------------	------------------------

PERSONAL SERVICES		
General Revenue Fund	\$ 340,654	\$ 0
Medicaid Stabilization Fund	0	340,654
Federal Funds	1,021,961	1,021,961
EXPENSE AND EQUIPMENT		
General Revenue Fund	6,039,777	695,418
Medicaid Stabilization Fund	0	3,258,108
Federal Funds	18,119,334	11,860,578
TOTAL	\$ 25,521,726	\$ 17,176,719

The Governor recommends \$17,176,719 of additional funding and 55 staff necessary to operate MO HealthNet programs for Fiscal Year 2022, and for increased costs associated with the end of the Federal Public Health Emergency.

SUPPLEMENTAL APPROPRIATIONS

**DEPARTMENT OF SOCIAL SERVICES
FAMILY SUPPORT DIVISION
FAMILY ASSISTANCE MANAGEMENT INFORMATION SYSTEM**

H.B. Sec. 14.185	CURRENT REQUEST	GOVERNOR RECOMMENDS
------------------	--------------------	------------------------

EXPENSE AND EQUIPMENT		
General Revenue Fund	\$ 7,421	\$ 7,421
Federal Funds	<u>12,369</u>	<u>12,369</u>
TOTAL	\$ 19,790	\$ 19,790

The Governor recommends \$19,790 for increased costs associated with the end of the Federal Public Health Emergency.

**DEPARTMENT OF SOCIAL SERVICES
FAMILY SUPPORT DIVISION
MISSOURI ELIGIBILITY DETERMINATION AND ENROLLMENT PERIOD**

H.B. Sec. 14.190	CURRENT REQUEST	GOVERNOR RECOMMENDS
------------------	--------------------	------------------------

EXPENSE AND EQUIPMENT		
General Revenue Fund	\$ 47,869	\$ 47,869
Federal Funds	<u>143,606</u>	<u>143,606</u>
TOTAL	\$ 191,475	\$ 191,475

The Governor recommends \$191,475 for increased costs associated with the end of the Federal Public Health Emergency.

**DEPARTMENT OF SOCIAL SERVICES
FAMILY SUPPORT DIVISION
ELIGIBILITY VERIFICATION**

H.B. Sec. 14.195	CURRENT REQUEST	GOVERNOR RECOMMENDS
------------------	--------------------	------------------------

EXPENSE AND EQUIPMENT		
General Revenue Fund	\$ 2,687,803	\$ 1,378,452
Medicaid Stabilization Fund	0	1,140,127
Federal Funds	<u>9,870,175</u>	<u>8,766,274</u>
TOTAL	\$ 12,557,978	\$ 11,284,853

The Governor recommends \$11,284,853 for additional funding necessary to operate MO HealthNet programs for Fiscal Year 2022, and for increased costs associated with the end of the Federal Public Health Emergency.

SUPPLEMENTAL APPROPRIATIONS

**DEPARTMENT OF SOCIAL SERVICES
FAMILY SUPPORT DIVISION
TEMPORARY ASSISTANCE FOR NEEDY FAMILIES**

H.B. Sec. 14.200	CURRENT REQUEST	GOVERNOR RECOMMENDS
------------------	--------------------	------------------------

PROGRAM SPECIFIC DISTRIBUTION			
Federal Stimulus Funds	\$	14,530,873	\$ 14,530,873

The Governor recommends \$14,530,573 for distribution to community-based providers for citizens experiencing crisis events.

**DEPARTMENT OF SOCIAL SERVICES
FAMILY SUPPORT DIVISION
LOW-INCOME HOME ENERGY ASSISTANCE PROGRAM**

H.B. Sec. 14.205	CURRENT REQUEST	GOVERNOR RECOMMENDS
------------------	--------------------	------------------------

PROGRAM SPECIFIC DISTRIBUTION			
Federal Stimulus Funds	\$	93,459,077	\$ 93,459,077

The Governor recommends \$93,459,077 for the Low-Income Home Energy Assistance Program.

**DEPARTMENT OF SOCIAL SERVICES
CHILDREN'S DIVISION
RESIDENTIAL TREATMENT**

H.B. Sec. 14.210	CURRENT REQUEST	GOVERNOR RECOMMENDS
------------------	--------------------	------------------------

EXPENSE AND EQUIPMENT			
General Revenue Fund	\$	0	\$ 398,587
Federal Funds		0	254,833
TOTAL	\$	0	\$ 653,420

The Governor recommends \$653,420 for a specialized care rate increase.

SUPPLEMENTAL APPROPRIATIONS

**DEPARTMENT OF SOCIAL SERVICES
MISSOURI HEALTHNET DIVISION
MO HEALTHNET ADMINISTRATION**

H.B. Sec. 14.215	CURRENT REQUEST	GOVERNOR RECOMMENDS
PERSONAL SERVICES		
General Revenue Fund	\$ 134,641	\$ 0
Medicaid Stabilization Fund	0	134,641
Federal Funds	160,483	160,483
EXPENSE AND EQUIPMENT		
General Revenue Fund	938,773	0
Medicaid Stabilization Fund	0	938,773
Federal Funds	942,585	942,585
TOTAL	\$ 2,176,482	\$ 2,176,482

The Governor recommends \$2,176,482 of additional funding and 19.5 staff necessary to operate MO HealthNet programs for Fiscal Year 2022.

**DEPARTMENT OF SOCIAL SERVICES
MISSOURI HEALTHNET DIVISION
MEDICAID MANAGEMENT INFORMATION SYSTEMS**

H.B. Sec. 14.220	CURRENT REQUEST	GOVERNOR RECOMMENDS
EXPENSE AND EQUIPMENT		
General Revenue Fund	\$ 1,812,401	\$ 0
Medicaid Stabilization Fund	0	1,812,401
Federal Funds	5,437,201	5,437,201
TOTAL	\$ 7,249,602	\$ 7,249,602

The Governor recommends \$7,249,602 of additional funding necessary to operate MO HealthNet programs for Fiscal Year 2022.

SUPPLEMENTAL APPROPRIATIONS

**DEPARTMENT OF SOCIAL SERVICES
MISSOURI HEALTHNET DIVISION
PHARMACY**

H.B. Sec. 14.225	CURRENT REQUEST	GOVERNOR RECOMMENDS
------------------	--------------------	------------------------

PROGRAM SPECIFIC DISTRIBUTION		
General Revenue Fund	\$ 91,847,571	\$ 0
Medicaid Stabilization Fund	0	87,232,546
Federal Funds	337,905,779	186,940,957
Pharmacy Rebate Fund	3,326,669	3,326,669
Pharmacy Reimbursement Allowance Fund	7,397,936	7,397,936
TOTAL	<u>\$ 440,477,955</u>	<u>\$ 284,898,108</u>

The Governor recommends \$284,898,108 for additional funding necessary to operate MO HealthNet programs for Fiscal Year 2022.

**DEPARTMENT OF SOCIAL SERVICES
MISSOURI HEALTHNET DIVISION
CLAWBACK**

H.B. Sec. 14.225	CURRENT REQUEST	GOVERNOR RECOMMENDS
------------------	--------------------	------------------------

PROGRAM SPECIFIC DISTRIBUTION		
General Revenue Fund	\$ 41,709,081	\$ 0
Medicaid Stabilization Fund	0	22,523,506
TOTAL	<u>\$ 41,709,081</u>	<u>\$ 22,523,506</u>

The Governor recommends \$22,523,506 for additional funding necessary to operate MO HealthNet programs for Fiscal Year 2022.

**DEPARTMENT OF SOCIAL SERVICES
MISSOURI HEALTHNET DIVISION
PHYSICIAN SERVICES**

H.B. Sec. 14.230	CURRENT REQUEST	GOVERNOR RECOMMENDS
------------------	--------------------	------------------------

PROGRAM SPECIFIC DISTRIBUTION		
General Revenue Fund	\$ 7,089,309	\$ 0
Medicaid Stabilization Fund	0	7,632,670
Federal Funds	35,559,193	53,106,412
TOTAL	<u>\$ 42,648,502</u>	<u>\$ 60,739,082</u>

The Governor recommends \$60,739,082 for additional funding necessary to operate MO HealthNet programs for Fiscal Year 2022.

SUPPLEMENTAL APPROPRIATIONS

**DEPARTMENT OF SOCIAL SERVICES
MISSOURI HEALTHNET DIVISION
CERTIFIED COMMUNITY BEHAVIORAL HEALTH ORGANIZATIONS**

H.B. Sec. 14.230	CURRENT REQUEST	GOVERNOR RECOMMENDS
------------------	--------------------	------------------------

PROGRAM SPECIFIC DISTRIBUTION		
General Revenue Fund	\$ 10,903,788	\$ 0
Medicaid Stabilization Fund	0	9,632,034
Federal Funds	<u>23,062,571</u>	<u>12,092,098</u>
TOTAL	\$ 33,966,359	\$ 21,724,132

The Governor recommends \$21,724,132 for additional funding necessary to operate MO HealthNet programs for Fiscal Year 2022.

**DEPARTMENT OF SOCIAL SERVICES
MISSOURI HEALTHNET DIVISION
DENTAL**

H.B. Sec. 14.235	CURRENT REQUEST	GOVERNOR RECOMMENDS
------------------	--------------------	------------------------

PROGRAM SPECIFIC DISTRIBUTION		
General Revenue Fund	\$ 294,718	\$ 0
Medicaid Stabilization Fund	0	222,696
Federal Funds	<u>536,947</u>	<u>410,173</u>
TOTAL	\$ 831,665	\$ 632,869

The Governor recommends \$632,869 for additional funding necessary to operate MO HealthNet programs for Fiscal Year 2022.

**DEPARTMENT OF SOCIAL SERVICES
MISSOURI HEALTHNET DIVISION
PREMIUM PAYMENTS**

H.B. Sec. 14.240	CURRENT REQUEST	GOVERNOR RECOMMENDS
------------------	--------------------	------------------------

PROGRAM SPECIFIC DISTRIBUTION		
General Revenue Fund	\$ 2,250,715	\$ 0
Medicaid Stabilization Fund	0	6,731,297
Federal Funds	<u>6,744,283</u>	<u>16,211,989</u>
TOTAL	\$ 8,994,998	\$ 22,943,286

The Governor recommends \$22,943,286 for additional funding necessary to operate MO HealthNet programs for Fiscal Year 2022.

SUPPLEMENTAL APPROPRIATIONS

**DEPARTMENT OF SOCIAL SERVICES
MISSOURI HEALTHNET DIVISION
NURSING FACILITIES**

H.B. Sec. 14.245	CURRENT REQUEST	GOVERNOR RECOMMENDS
------------------	--------------------	------------------------

PROGRAM SPECIFIC DISTRIBUTION		
Medicaid Stabilization Fund	\$ 0	\$ 4,066,371
Federal Funds	0	<u>10,060,293</u>
TOTAL	<u>\$ 0</u>	<u>\$ 14,126,664</u>

The Governor recommends \$14,126,664 for additional funding necessary to operate MO HealthNet programs for Fiscal Year 2022.

**DEPARTMENT OF SOCIAL SERVICES
MISSOURI HEALTHNET DIVISION
REHABILITATION AND SPECIALTY SERVICES**

H.B. Sec. 14.250	CURRENT REQUEST	GOVERNOR RECOMMENDS
------------------	--------------------	------------------------

PROGRAM SPECIFIC DISTRIBUTION		
General Revenue Fund	\$ 21,888,371	\$ 0
Medicaid Stabilization Fund	0	<u>25,158,608</u>
TOTAL	<u>\$ 21,888,371</u>	<u>\$ 25,158,608</u>

The Governor recommends \$25,158,608 for additional funding necessary to operate MO HealthNet programs for Fiscal Year 2022.

**DEPARTMENT OF SOCIAL SERVICES
MISSOURI HEALTHNET DIVISION
NON-EMERGENCY MEDICAL TRANSPORTATION**

H.B. Sec. 14.250	CURRENT REQUEST	GOVERNOR RECOMMENDS
------------------	--------------------	------------------------

PROGRAM SPECIFIC DISTRIBUTION		
General Revenue Fund	\$ 929,873	\$ 0
Medicaid Stabilization Fund	0	1,293,764
Federal Funds	1,819,703	<u>2,543,281</u>
TOTAL	<u>\$ 2,749,576</u>	<u>\$ 3,837,045</u>

The Governor recommends \$3,837,045 for additional funding necessary to operate MO HealthNet programs for Fiscal Year 2022.

SUPPLEMENTAL APPROPRIATIONS

**DEPARTMENT OF SOCIAL SERVICES
MISSOURI HEALTHNET DIVISION
MANAGED CARE**

H.B. Sec. 14.255	CURRENT REQUEST	GOVERNOR RECOMMENDS
------------------	--------------------	------------------------

PROGRAM SPECIFIC DISTRIBUTION		
General Revenue Fund	\$ 267,307,088	\$ 0
Medicaid Stabilization Fund	0	227,227,158
Federal Funds	1,056,405,201	598,483,903
Federal Reimbursement Allowance Fund	29,062,468	12,583,324
Healthy Families Trust Fund	0	11,205,738
Life Sciences Research Trust Fund	0	3,487,128
TOTAL	<u>\$ 1,352,774,757</u>	<u>\$ 852,987,251</u>

The Governor recommends \$852,987,251 for additional funding necessary to operate MO HealthNet programs for Fiscal Year 2022.

**DEPARTMENT OF SOCIAL SERVICES
MISSOURI HEALTHNET DIVISION
HOSPITAL CARE**

H.B. Sec. 14.260	CURRENT REQUEST	GOVERNOR RECOMMENDS
------------------	--------------------	------------------------

PROGRAM SPECIFIC DISTRIBUTION		
General Revenue Fund	\$ 19,411,730	\$ 0
Medicaid Stabilization Fund	0	19,413,360
Federal Funds	101,704,742	102,866,619
TOTAL	<u>\$ 121,116,472</u>	<u>\$ 122,279,979</u>

The Governor recommends \$122,279,979 for additional funding necessary to operate MO HealthNet programs for Fiscal Year 2022.

**DEPARTMENT OF SOCIAL SERVICES
MISSOURI HEALTHNET DIVISION
HEALTH HOMES**

H.B. Sec. 14.265	CURRENT REQUEST	GOVERNOR RECOMMENDS
------------------	--------------------	------------------------

PROGRAM SPECIFIC DISTRIBUTION		
General Revenue Fund	\$ 1,330,100	\$ 0
Medicaid Stabilization Fund	0	782,530
TOTAL	<u>\$ 1,330,100</u>	<u>\$ 782,530</u>

The Governor recommends \$782,530 for additional funding necessary to operate MO HealthNet programs for Fiscal Year 2022.

SUPPLEMENTAL APPROPRIATIONS

**DEPARTMENT OF SOCIAL SERVICES
MISSOURI HEALTHNET DIVISION
FEDERAL REIMBURSEMENT ALLOWANCE**

H.B. Sec. 14.270	CURRENT REQUEST	GOVERNOR RECOMMENDS
------------------	--------------------	------------------------

PROGRAM SPECIFIC DISTRIBUTION		
Federal Reimbursement Allowance Fund	\$ 105,855,158	\$ 105,855,158

The Governor recommends \$105,855,158 for additional funding necessary to operate MO HealthNet programs for Fiscal Year 2022.

**DEPARTMENT OF SOCIAL SERVICES
MISSOURI HEALTHNET DIVISION
CHILDREN'S HEALTH INSURANCE PROGRAM**

H.B. Sec. 14.275	CURRENT REQUEST	GOVERNOR RECOMMENDS
------------------	--------------------	------------------------

PROGRAM SPECIFIC DISTRIBUTION		
General Revenue Fund	\$ 9,556,949	\$ 0
Medicaid Stabilization Fund	0	10,298,554
Federal Funds	<u>30,811,264</u>	<u>33,324,291</u>
TOTAL	\$ <u>40,368,213</u>	\$ <u>43,622,845</u>

The Governor recommends \$43,622,845 for additional funding necessary to operate MO HealthNet programs for Fiscal Year 2022.

**DEPARTMENT OF SOCIAL SERVICES
MISSOURI HEALTHNET DIVISION
SCHOOL DISTRICT CLAIMING AUTHORITY**

H.B. Sec. 14.280	CURRENT REQUEST	GOVERNOR RECOMMENDS
------------------	--------------------	------------------------

PROGRAM SPECIFIC DISTRIBUTION		
Federal Funds	\$ 0	\$ 26,485,526

The Governor recommends \$26,485,526 for additional funding necessary to operate MO HealthNet programs for Fiscal Year 2022.

SUPPLEMENTAL APPROPRIATIONS

**DEPARTMENT OF SOCIAL SERVICES
MISSOURI HEALTHNET DIVISION
GENERAL REVENUE TRANSFER**

H.B. Sec. 14.285	CURRENT REQUEST	GOVERNOR RECOMMENDS
------------------	--------------------	------------------------

TRANSFER General Revenue Fund	\$ 65,000,000	\$ 65,000,000
----------------------------------	---------------	---------------

The Governor recommends \$65,000,000 of additional funding necessary to operate MO HealthNet programs for Fiscal Year 2022.

**DEPARTMENT OF SOCIAL SERVICES
MISSOURI HEALTHNET DIVISION
FEDERAL REIMBURSEMENT ALLOWANCE TRANSFER**

H.B. Sec. 14.290	CURRENT REQUEST	GOVERNOR RECOMMENDS
------------------	--------------------	------------------------

TRANSFER Federal Reimbursement Allowance Fund	\$ 65,000,000	\$ 65,000,000
--	---------------	---------------

The Governor recommends \$65,000,000 of additional funding necessary to operate MO HealthNet programs for Fiscal Year 2022.

**STATE TREASURER
ADMINISTRATION
MISSOURI EMPOWERMENT SCHOLARSHIP ACCOUNTS PROGRAM**

H.B. Sec. 14.320	CURRENT REQUEST	GOVERNOR RECOMMENDS
------------------	--------------------	------------------------

PERSONAL SERVICE General Revenue Fund	\$ 190,975	\$ 127,317
EXPENSE AND EQUIPMENT General Revenue Fund	809,025	809,025
TOTAL	\$ 1,000,000	\$ 936,342

The Governor recommends \$936,342 and four staff to begin implementation of the Missouri Empowerment Scholarship Accounts Program.

SUPPLEMENTAL APPROPRIATIONS

**DEPARTMENT OF NATURAL RESOURCES
DIVISION OF ENVIRONMENTAL QUALITY
WATER INFRASTRUCTURE AND LEAD SERVICE LINES**

H.B. Sec. 14.355	CURRENT REQUEST	GOVERNOR RECOMMENDS
PERSONAL SERVICE		
Federal Stimulus Funds	\$ 0	\$ 129,230
EXPENSE AND EQUIPMENT		
Federal Stimulus Funds	0	27,818
PROGRAM SPECIFIC DISTRIBUTION		
Federal Stimulus Funds	0	77,500,000
TOTAL	\$ 0	\$ 77,657,048

The Governor recommends \$77,657,048 and 11 staff for wastewater, drinking water, and stormwater improvements, and lead service line inventories available through the American Rescue Plan Act.

**DEPARTMENT OF ECONOMIC DEVELOPMENT
BUSINESS AND COMMUNITY SOLUTIONS DIVISION
ARPA CAPACITY BUILDING**

H.B. Sec. 14.360	CURRENT REQUEST	GOVERNOR RECOMMENDS
PERSONAL SERVICE		
Federal Stimulus Funds	\$ 0	\$ 343,096
EXPENSE AND EQUIPMENT		
Federal Stimulus Funds	0	208,191
TOTAL	\$ 0	\$ 551,287

The Governor recommends \$551,287 and 15 staff for the administration of programs funded through the American Rescue Plan Act.

SUPPLEMENTAL APPROPRIATIONS

**DEPARTMENT OF ECONOMIC DEVELOPMENT
STRATEGY AND PERFORMANCE DIVISION
RURAL BROADBAND GRANT PROGRAM**

H.B. Sec. 14.365	CURRENT REQUEST	GOVERNOR RECOMMENDS
PERSONAL SERVICE		
Federal Stimulus Funds	\$ 0	\$ 136,494
EXPENSE AND EQUIPMENT		
Federal Stimulus Funds	0	643,309
TOTAL	\$ 0	\$ 779,803

The Governor recommends \$779,803 and five staff for broadband planning efforts.

**DEPARTMENT OF PUBLIC SAFETY
STATE EMERGENCY MANAGEMENT AGENCY
STATE AGENCY COVID RESPONSE**

H.B. Sec. 14.370	CURRENT REQUEST	GOVERNOR RECOMMENDS
PROGRAM SPECIFIC DISTRIBUTION		
Federal Stimulus Funds	\$ 0	\$ 100,000,000

The Governor recommends \$100,000,000 available through the American Rescue Plan Act for state agencies to respond to the COVID-19 pandemic.

**DEPARTMENT OF SOCIAL SERVICES
FAMILY SUPPORT DIVISION
VICTIMS OF CRIME**

H.B. Sec. 14.375	CURRENT REQUEST	GOVERNOR RECOMMENDS
PROGRAM SPECIFIC DISTRIBUTION		
Federal Stimulus Funds	\$ 0	\$ 12,000,000

The Governor recommends \$12,000,000 to provide additional funding to organizations providing assistance to victims of crime.

SUPPLEMENTAL APPROPRIATIONS

**DEPARTMENT OF SOCIAL SERVICES
MISSOURI HEALTHNET DIVISION
MO HEALTHNET TELEMEDICINE**

H.B. Sec. 14.380	CURRENT REQUEST	GOVERNOR RECOMMENDS
EXPENSE AND EQUIPMENT Federal Stimulus Funds	\$ 0	\$ 34,000,000

The Governor recommends \$34,000,000 to increase access to telehealth programs.

SUPPLEMENTAL APPROPRIATIONS

The Governor’s recommendations for Fiscal Year 2022 Supplemental Appropriations include \$117.3 million general revenue, \$372.4 million federal funds, and \$404.9 million other funds, for a total of \$894.7 million.

SUPPLEMENTAL RECOMMENDATIONS FISCAL YEAR 2022

	GENERAL REVENUE	FEDERAL FUNDS	OTHER FUNDS	TOTAL
Department of Elementary and Secondary Education	\$ 3,370,812	110,058,818	165,391,000	\$ 278,820,630
Department of Higher Education and Workforce Development	0	0	6,000,000	6,000,000
Department of Revenue	1,136,489	0	55,146,392	56,282,881
Department of Transportation	0	5,500,000	4,700,000	10,200,000
Office of Administration	64,353,531	2,621,968	108,038	67,083,537
Department of Natural Resources	0	0	500,000	500,000
Department of Economic Development	0	8,259,837	0	8,259,837
Department of Labor and Industrial Relations	150,000	1,592,881	45,000,000	46,742,881
Department of Public Safety	2,914,647	4,600,000	0	7,514,647
Department of Corrections	16,345,035	0	0	16,345,035
Department of Mental Health	1,400,406	25,429,185	0	26,829,591
Department of Health and Senior Services	1,423,898	36,334,981	0	37,758,879
Department of Social Services	22,250,351	177,858,194	2,000,000	202,108,545
Elected Officials	4,000,000	0	0	4,000,000
Judiciary	0	0	126,090,258	126,090,258
American Rescue Plan Act	0	185,000	0	185,000
TOTAL	117,345,169	372,440,864	404,935,688	894,721,721

DEPARTMENT OF ELEMENTARY AND SECONDARY EDUCATION DIVISION OF FINANCIAL AND ADMINISTRATIVE SERVICES SCHOOL FOUNDATION

	CURRENT REQUEST	GOVERNOR RECOMMENDS
H.B. Sec. 15.005		

PROGRAM SPECIFIC DISTRIBUTION

General Revenue Fund	\$ 14,144,287	\$ 2,400,812
----------------------	---------------	--------------

The Governor recommends \$2,400,812 for the foundation formula prior year correction.

SUPPLEMENTAL APPROPRIATIONS

**DEPARTMENT OF ELEMENTARY AND SECONDARY EDUCATION
DIVISION OF FINANCIAL AND ADMINISTRATIVE SERVICES
GOVERNOR’S EMERGENCY EDUCATION RELIEF**

H.B. Sec. 15.010	CURRENT REQUEST	GOVERNOR RECOMMENDS
------------------	--------------------	------------------------

PROGRAM SPECIFIC DISTRIBUTION Federal Stimulus Funds	\$ 4,860,758	\$ 4,860,758
---	--------------	--------------

The Governor recommends \$4,860,758 for distributions to the free public schools.

**DEPARTMENT OF ELEMENTARY AND SECONDARY EDUCATION
DIVISION OF FINANCIAL AND ADMINISTRATIVE SERVICES
SCHOOL DISTRICT TRUST FUND**

H.B. Sec. 15.015	CURRENT REQUEST	GOVERNOR RECOMMENDS
------------------	--------------------	------------------------

PROGRAM SPECIFIC DISTRIBUTION School District Trust Fund	\$ 0	\$ 153,891,000
---	------	----------------

The Governor recommends \$153,891,000 for distribution to school districts based upon additional projected revenue.

**DEPARTMENT OF ELEMENTARY AND SECONDARY EDUCATION
OFFICE OF COLLEGE AND CAREER READINESS
MISSOURI PROJECT AWARE**

H.B. Sec. 15.020	CURRENT REQUEST	GOVERNOR RECOMMENDS
------------------	--------------------	------------------------

PERSONAL SERVICE Federal Funds	\$ 51,288	\$ 25,644
EXPENSE AND EQUIPMENT Federal Funds	14,978	14,978
PROGRAM SPECIFIC DISTRIBUTION Federal Funds	<u>1,691,955</u>	<u>1,717,599</u>
TOTAL	\$ <u>1,758,221</u>	\$ <u>1,758,221</u>

The Governor recommends \$1,758,221 and one staff for Missouri Project AWARE to address the mental health needs of youth.

SUPPLEMENTAL APPROPRIATIONS

**DEPARTMENT OF ELEMENTARY AND SECONDARY EDUCATION
OFFICE OF QUALITY SCHOOLS
TITLE I**

	CURRENT REQUEST	GOVERNOR RECOMMENDS
H.B. Sec. 15.025		

PROGRAM SPECIFIC DISTRIBUTION		
Federal Funds	\$ 27,000,000	\$ 27,000,000

The Governor recommends \$27,000,000 for the Title I program.

**DEPARTMENT OF ELEMENTARY AND SECONDARY EDUCATION
OFFICE OF QUALITY SCHOOLS
HOMELESS CHILDREN AND YOUTH**

	CURRENT REQUEST	GOVERNOR RECOMMENDS
H.B. Sec. 15.030		

PROGRAM SPECIFIC DISTRIBUTION		
Federal Stimulus Funds	\$ 12,822,529	\$ 12,822,529

The Governor recommends \$12,822,529 to address the urgent needs of homeless children and youth.

**DEPARTMENT OF ELEMENTARY AND SECONDARY EDUCATION
OFFICE OF QUALITY SCHOOLS
CHARTER SCHOOL CLOSURE REFUND**

	CURRENT REQUEST	GOVERNOR RECOMMENDS
H.B. Sec. 15.035		

PROGRAM SPECIFIC DISTRIBUTION		
General Revenue Fund	\$ 376,415	\$ 376,415

The Governor recommends \$376,415 for distribution of charter school closure refunds.

SUPPLEMENTAL APPROPRIATIONS

**DEPARTMENT OF ELEMENTARY AND SECONDARY EDUCATION
OFFICE OF SPECIAL EDUCATION
IDEA PART B GRANTS**

H.B. Sec. 15.040	CURRENT REQUEST	GOVERNOR RECOMMENDS
PROGRAM SPECIFIC DISTRIBUTION		
Federal Stimulus Funds	\$ 46,541,208	\$ 46,541,208

The Governor recommends \$46,541,208 for distribution of IDEA Part B Special Education grants.

**DEPARTMENT OF ELEMENTARY AND SECONDARY EDUCATION
OFFICE OF CHILDHOOD
ADMINISTRATION**

H.B. Sec. 15.045	CURRENT REQUEST	GOVERNOR RECOMMENDS
PERSONAL SERVICE		
General Revenue Fund	\$ 100,000	\$ 100,000
Federal Funds	755,992	778,315
Federal Stimulus Funds	0	44,646
EXPENSE AND EQUIPMENT		
General Revenue Fund	870,000	870,000
Federal Funds	500,000	507,022
Federal Stimulus Funds	0	14,044
TOTAL	\$ 2,225,992	\$ 2,314,027

The Governor recommends \$2,314,027 and ten staff for the administration of the Office of Childhood.

**DEPARTMENT OF ELEMENTARY AND SECONDARY EDUCATION
OFFICE OF CHILDHOOD
EARLY CHILDHOOD SPECIAL EDUCATION**

H.B. Sec. 15.050	CURRENT REQUEST	GOVERNOR RECOMMENDS
PROGRAM SPECIFIC DISTRIBUTION		
General Revenue Fund	\$ 3,000,000	\$ 0
Federal Stimulus Funds	3,253,268	3,253,268
Early Childhood Development, Education and Care Fund	0	3,000,000
TOTAL	\$ 6,253,268	\$ 6,253,268

The Governor recommends \$6,253,268 for Early Childhood Special Education services.

SUPPLEMENTAL APPROPRIATIONS

**DEPARTMENT OF ELEMENTARY AND SECONDARY EDUCATION
OFFICE OF CHILDHOOD
EARLY CHILDHOOD COMPREHENSIVE SYSTEMS**

H.B. Sec. 15.055	CURRENT REQUEST	GOVERNOR RECOMMENDS
------------------	--------------------	------------------------

PROGRAM SPECIFIC DISTRIBUTION		
Federal Funds	\$ 255,600	\$ 255,600

The Governor recommends \$255,600 to establish collaborations between early childhood teachers, health providers, and families.

**DEPARTMENT OF ELEMENTARY AND SECONDARY EDUCATION
OFFICE OF CHILDHOOD
EARLY CHILDHOOD PROGRAM**

H.B. Sec. 15.060	CURRENT REQUEST	GOVERNOR RECOMMENDS
------------------	--------------------	------------------------

PROGRAM SPECIFIC DISTRIBUTION		
Federal Funds	\$ 6,000,000	\$ 6,000,000

The Governor recommends \$6,000,000 for early childhood education grants.

**DEPARTMENT OF ELEMENTARY AND SECONDARY EDUCATION
OFFICE OF CHILDHOOD
FIRST STEPS**

H.B. Sec. 15.065	CURRENT REQUEST	GOVERNOR RECOMMENDS
------------------	--------------------	------------------------

PROGRAM SPECIFIC DISTRIBUTION		
Federal Stimulus Funds	\$ 3,788,587	\$ 3,706,223
Part C Early Intervention Fund	<u>8,500,000</u>	<u>8,500,000</u>
TOTAL	\$ <u>12,288,587</u>	\$ <u>12,206,223</u>

The Governor recommends \$12,206,223 for the First Steps program.

SUPPLEMENTAL APPROPRIATIONS

**DEPARTMENT OF ELEMENTARY AND SECONDARY EDUCATION
OFFICE OF CHILDHOOD
HOME VISITING**

H.B. Sec. 15.070	CURRENT REQUEST	GOVERNOR RECOMMENDS
PROGRAM SPECIFIC DISTRIBUTION		
Federal Funds	\$ 2,000,000	\$ 2,000,000
Federal Stimulus Funds	<u>516,984</u>	<u>516,984</u>
TOTAL	\$ 2,516,984	\$ 2,516,984

The Governor recommends \$2,516,984 for the maternal, infant, and early childhood home visiting program.

**DEPARTMENT OF HIGHER EDUCATION AND WORKFORCE DEVELOPMENT
STUDENT LOAN PROGRAMS
FEDERAL STUDENT LOAN**

H.B. Sec. 15.075	CURRENT REQUEST	GOVERNOR RECOMMENDS
PERSONAL SERVICE		
Guaranty Agency Operating Fund	\$ 0	\$ 6,000,000

The Governor recommends \$6,000,000 for payment of fees or refunds for loan collections.

**DEPARTMENT OF HIGHER EDUCATION AND WORKFORCE DEVELOPMENT
STUDENT LOAN PROGRAMS
COLLECTION PAYMENTS TRANSFER**

H.B. Sec. 15.080	CURRENT REQUEST	GOVERNOR RECOMMENDS
TRANSFER		
Federal Student Loan Reserve Fund	\$ 0	\$ 5,000,000

The Governor recommends \$5,000,000 for transfer to the Guaranty Agency Operating Fund for payment of fees for collection of defaulted loans.

SUPPLEMENTAL APPROPRIATIONS

**DEPARTMENT OF REVENUE
MOTOR VEHICLE AND DRIVER LICENSING DIVISION
MOTOR VEHICLE PLATE RENEWALS**

H.B. Sec. 15.085	CURRENT REQUEST	GOVERNOR RECOMMENDS
------------------	--------------------	------------------------

EXPENSE AND EQUIPMENT State Highways and Transportation Department Fund	\$ 0	\$ 226,204
--	------	------------

The Governor recommends \$226,204 for increased license plate manufacturing and titling production costs.

**DEPARTMENT OF REVENUE
TAXATION AND MOTOR VEHICLE LICENSING DIVISION**

H.B. Sec. 15.090	CURRENT REQUEST	GOVERNOR RECOMMENDS
------------------	--------------------	------------------------

EXPENSE AND EQUIPMENT General Revenue Fund	\$ 510,000	\$ 432,770
---	------------	------------

The Governor recommends \$432,770 for updates to the integrated tax system to support the implementation of legislation.

**DEPARTMENT OF REVENUE
TAXATION DIVISION
MOTOR FUEL TAX DISTRIBUTION**

H.B. Sec. 15.095	CURRENT REQUEST	GOVERNOR RECOMMENDS
------------------	--------------------	------------------------

PROGRAM SPECIFIC DISTRIBUTION Motor Fuel Tax Fund	\$ 0	\$ 20,829,687
--	------	---------------

The Governor recommends \$20,829,687 for the distribution of motor fuel tax collections to counties, incorporated cities, towns, and villages within the state.

SUPPLEMENTAL APPROPRIATIONS

**DEPARTMENT OF REVENUE
TAXATION DIVISION
MOTOR FUEL REFUNDS INCREASE**

H.B. Sec. 15.100	CURRENT REQUEST	GOVERNOR RECOMMENDS
------------------	--------------------	------------------------

PROGRAM SPECIFIC DISTRIBUTION		
State Highways and Transportation Department Fund	\$ 227,000	\$ 227,000

The Governor recommend \$227,000 for increased non-highway use related motor fuel tax refunds.

**DEPARTMENT OF REVENUE
TAXATION DIVISION
PARKS SALES TAX TRANSFER**

H.B. Sec. 15.105	CURRENT REQUEST	GOVERNOR RECOMMENDS
------------------	--------------------	------------------------

TRANSFER		
Parks Sales Tax Fund	\$ 28,132	\$ 28,132

The Governor recommends \$28,132 for transfer to the General Revenue Fund due to increased sales tax collections and related costs.

**DEPARTMENT OF REVENUE
TAXATION DIVISION
SOIL AND WATER SALES TAX TRANSFER**

H.B. Sec. 15.110	CURRENT REQUEST	GOVERNOR RECOMMENDS
------------------	--------------------	------------------------

TRANSFER		
Soil and Water Sales Tax Fund	\$ 28,132	\$ 28,132

The Governor recommends \$28,132 for transfer to the General Revenue Fund due to increased sales tax collections and related costs.

SUPPLEMENTAL APPROPRIATIONS

**DEPARTMENT OF REVENUE
AMENDMENT 3 TRANSFER**

	CURRENT REQUEST	GOVERNOR RECOMMENDS
H.B. Sec. 15.115		

TRANSFER		
General Revenue Fund	\$ 703,719	\$ 703,719

The Governor recommends \$703,719 for transfer to the State Highways and Transportation Department Fund for collection costs that exceeded the constitutional three percent limit.

**DEPARTMENT OF REVENUE
MISSOURI STATE LOTTERY COMMISSION**

	CURRENT REQUEST	GOVERNOR RECOMMENDS
H.B. Sec. 15.120		

EXPENSE AND EQUIPMENT		
Lottery Enterprise Fund	\$ 293,715	\$ 5,359,864

The Governor recommends \$5,359,864 for vendor costs associated with increased ticket sales.

**DEPARTMENT OF REVENUE
MISSOURI STATE LOTTERY COMMISSION**

	CURRENT REQUEST	GOVERNOR RECOMMENDS
H.B. Sec. 15.125		

EXPENSE AND EQUIPMENT		
State Lottery Fund	\$ 1,740,752	\$ 28,730,637

The Governor recommends \$28,730,637 for Lottery prize payouts.

**DEPARTMENT OF REVENUE
MISSOURI STATE LOTTERY COMMISSION**

	CURRENT REQUEST	GOVERNOR RECOMMENDS
H.B. Sec. 15.130		

TRANSFER		
State Lottery Fund	\$ 3,381,325	\$ 62,128,327

The Governor recommends \$62,128,327 for transfer to the Lottery Proceeds Fund for public education.

SUPPLEMENTAL APPROPRIATIONS

**DEPARTMENT OF TRANSPORTATION
SAFETY AND OPERATIONS**

	CURRENT REQUEST	GOVERNOR RECOMMENDS
H.B. Sec. 15.135		

EXPENSE AND EQUIPMENT

State Road Fund

\$ 1,000,000 \$ 1,000,000

The Governor recommends \$1,000,000 for winter safety and operations staff travel expenses.

**DEPARTMENT OF TRANSPORTATION
FLEET, FACILITIES, AND INFORMATION SYSTEMS**

	CURRENT REQUEST	GOVERNOR RECOMMENDS
H.B. Sec. 15.140		

EXPENSE AND EQUIPMENT

State Road Fund

\$ 3,500,000 \$ 3,500,000

The Governor recommends \$3,500,000 for fleet vehicle repairs.

**DEPARTMENT OF TRANSPORTATION
MULTIMODAL OPERATIONS
FEDERAL TRANSIT PROGRAMS**

	CURRENT REQUEST	GOVERNOR RECOMMENDS
H.B. Sec. 15.145		

PROGRAM SPECIFIC DISTRIBUTION

Federal Stimulus Funds

\$ 12,903,690 \$ 5,000,000

The Governor recommends \$5,000,000 to assist public transit providers.

**DEPARTMENT OF TRANSPORTATION
MULTIMODAL OPERATIONS
FEDERAL AVIATION ASSISTANCE**

	CURRENT REQUEST	GOVERNOR RECOMMENDS
H.B. Sec. 15.150		

PROGRAM SPECIFIC DISTRIBUTION

Federal Stimulus Funds

\$ 2,207,000 \$ 500,000

The Governor recommends \$500,000 to support general aviation, reliever, and small commercial service airports.

SUPPLEMENTAL APPROPRIATIONS

**DEPARTMENT OF TRANSPORTATION
MULTIMODAL OPERATIONS
PORT AUTHORITY ASSISTANCE**

H.B. Sec. 15.155	CURRENT REQUEST	GOVERNOR RECOMMENDS
PROGRAM SPECIFIC DISTRIBUTION		
State Transportation Funds	\$ 200,000	\$ 200,000

The Governor recommends \$200,000 to assist port authorities.

**OFFICE OF ADMINISTRATION
COMMISSIONER'S OFFICE
PRESCRPTION DRUG MONITORING PROGRAM**

H.B. Sec. 15.160	CURRENT REQUEST	GOVERNOR RECOMMENDS
PERSONAL SERVICE		
Opioid Addiction Treatment and Recovery Fund	\$ 36,250	\$ 90,000
EXPENSE AND EQUIPMENT		
Opioid Addiction Treatment and Recovery Fund	18,038	18,038
TOTAL	\$ 54,288	\$ 108,038

The Governor recommends \$108,038 and two staff to implement the Prescription Drug Monitoring Program.

**OFFICE OF ADMINISTRATION
INFORMATION TECHNOLOGY SERVICES DIVISION
INFORMATION TECHNOLOGY CONSOLIDATION**

H.B. Sec. 15.165	CURRENT REQUEST	GOVERNOR RECOMMENDS
PERSONAL SERVICE		
General Revenue Fund	\$ 289,360	\$ 289,360
Federal Stimulus Funds	339,145	339,145
EXPENSE AND EQUIPMENT		
General Revenue Fund	779,219	779,219
Federal Stimulus Funds	1,782,823	1,782,823
PROGRAM SPECIFIC DISTRIBUTION		
General Revenue Fund	1,175	1,175
TOTAL	\$ 3,191,722	\$ 3,191,722

The Governor recommends \$726,974 and 3.55 staff to restore funding to support Department of Economic Development information technology expenditures, \$342,780 to replace Department of Social Security's information technology equipment lost in the Elm Street fire, and \$2,121,983 federal funds to support Department of Health and Senior Services and Department of Labor and Industrial Relations information technology expenditures.

SUPPLEMENTAL APPROPRIATIONS

**OFFICE OF ADMINISTRATION
FACILITIES MANAGEMENT, DESIGN AND CONSTRUCTION
ASSET MANAGEMENT**

H.B. Sec. 15.170	CURRENT REQUEST	GOVERNOR RECOMMENDS
------------------	--------------------	------------------------

EXPENSE AND EQUIPMENT		
General Revenue Fund	\$ 727,600	\$ 727,600

The Governor recommends \$727,600 for replacement of office equipment and furniture due to the Elm Street fire.

**OFFICE OF ADMINISTRATION
ASSIGNED PROGRAMS
CHILDREN'S TRUST FUND**

H.B. Sec. 15.175	CURRENT REQUEST	GOVERNOR RECOMMENDS
------------------	--------------------	------------------------

EXPENSE AND EQUIPMENT		
Federal Stimulus Funds	\$ 200,000	\$ 200,000
PROGRAM SPECIFIC DISTRIBUTION		
Federal Stimulus Funds	<u>300,000</u>	<u>300,000</u>
TOTAL	\$ 500,000	\$ 500,000

The Governor recommends \$500,000 to increase federal spending authority for the Children's Trust Fund.

**OFFICE OF ADMINISTRATION
FRINGE BENEFITS
OASDHI**

H.B. Sec. 15.180	CURRENT REQUEST	GOVERNOR RECOMMENDS
------------------	--------------------	------------------------

TRANSFER		
General Revenue Fund	\$ 7,839,127	\$ 7,839,127

The Governor recommends \$7,839,127 to restore appropriation authority to the OASDHI transfer appropriation.

SUPPLEMENTAL APPROPRIATIONS

**OFFICE OF ADMINISTRATION
FRINGE BENEFITS
MISSOURI STATE EMPLOYEES' RETIREMENT SYSTEM**

H.B. Sec. 15.185	CURRENT REQUEST	GOVERNOR RECOMMENDS
------------------	--------------------	------------------------

TRANSFER			
General Revenue Fund	\$	27,200,485	\$ 27,200,485

The Governor recommends \$27,200,485 to restore appropriation authority to the MOSERS transfer appropriation.

**OFFICE OF ADMINISTRATION
FRINGE BENEFITS
MISSOURI CONSOLIDATED HEALTH CARE PLAN**

H.B. Sec. 15.190	CURRENT REQUEST	GOVERNOR RECOMMENDS
------------------	--------------------	------------------------

TRANSFER			
General Revenue Fund	\$	27,516,565	\$ 27,516,565

The Governor recommends \$27,516,565 to restore appropriation authority to the MCHCP transfer appropriation.

**DEPARTMENT OF NATURAL RESOURCES
DIVISION OF STATE PARKS
ROCK ISLAND TRAIL SECURITY AND MAINTENANCE**

H.B. Sec. 15.195	CURRENT REQUEST	GOVERNOR RECOMMENDS
------------------	--------------------	------------------------

PERSONAL SERVICE			
Rock Island Trail State Park Endowment Fund	\$	0	\$ 50,257
EXPENSE AND EQUIPMENT			
Rock Island Trail State Park Endowment Fund		0	449,743
TOTAL	\$	0	\$ 500,000

The Governor recommends \$500,000 and five staff for Rock Island Trail security and maintenance.

SUPPLEMENTAL APPROPRIATIONS

**DEPARTMENT OF ECONOMIC DEVELOPMENT
BUSINESS AND COMMUNITY SOLUTIONS DIVISION
ARPA STATEWIDE PLANNING, RESEARCH, AND NETWORKS FUNDING**

H.B. Sec. 15.200	CURRENT REQUEST	GOVERNOR RECOMMENDS
PROGRAM SPECIFIC DISTRIBUTION		
Federal Stimulus Funds	\$ 6,800,000	\$ 6,300,000

The Governor recommends \$6,300,000 for economic recovery planning and tourism projects.

**DEPARTMENT OF ECONOMIC DEVELOPMENT
BUSINESS AND COMMUNITY SOLUTIONS DIVISION
MISSOURI COMMUNITY SERVICE COMMISSION**

H.B. Sec. 15.205	CURRENT REQUEST	GOVERNOR RECOMMENDS
PERSONAL SERVICE		
Community Service Commission Fund	\$ 14,500	\$ 14,500
Federal Stimulus Funds	11,500	11,500
EXPENSE AND EQUIPMENT		
Community Service Commission Fund	3,177	3,177
Federal Stimulus Funds	3,177	3,177
PROGRAM SPECIFIC DISTRIBUTION		
Community Service Commission Fund	503,829	614,917
Federal Stimulus Funds	<u>1,312,566</u>	<u>1,312,566</u>
TOTAL	\$ <u>1,848,749</u>	\$ <u>1,959,837</u>

The Governor recommends \$1,959,837 to expend available federal grant funding related to the operations of the AmeriCorps program in Missouri.

**DEPARTMENT OF ECONOMIC DEVELOPMENT
DIVISION OF TOURISM
STATEWIDE TOURISM MARKETING**

H.B. Sec. 15.210	CURRENT REQUEST	GOVERNOR RECOMMENDS
EXPENSE AND EQUIPMENT		
Division of Tourism Supplemental Revenue Fund	\$ 0	\$ 3,000,000
PROGRAM SPECIFIC DISTRIBUTION		
Division of Tourism Supplemental Revenue Fund	<u>0</u>	<u>2,000,000</u>
TOTAL	\$ <u>0</u>	\$ <u>5,000,000</u>

The Governor recommends \$5,000,000 to expend Fiscal Year 2021 carryover funding.

SUPPLEMENTAL APPROPRIATIONS

**DEPARTMENT OF LABOR AND INDUSTRIAL RELATIONS
DEPARTMENT ADMINISTRATION
ADMINISTRATIVE FUND TRANSFER**

	CURRENT REQUEST	GOVERNOR RECOMMENDS
H.B. Sec. 15.215		

TRANSFER		
Federal Stimulus Funds	\$ 91,894	\$ 91,894

The Governor recommends \$91,894 for transfer to the Department of Labor and Industrial Relations Administrative Fund for operational costs.

**DEPARTMENT OF LABOR AND INDUSTRIAL RELATIONS
DEPARTMENT ADMINISTRATION
ADMINISTRATIVE FUND TRANSFER**

	CURRENT REQUEST	GOVERNOR RECOMMENDS
H.B. Sec. 15.220		

TRANSFER		
Federal Stimulus Funds	\$ 87,237	\$ 87,237

The Governor recommends \$87,237 for transfer to the Department of Labor and Industrial Relations Administrative Fund for operational costs.

**DEPARTMENT OF LABOR AND INDUSTRIAL RELATIONS
DIVISION OF WORKERS' COMPENSATION
LINE OF DUTY TRANSFER**

	CURRENT REQUEST	GOVERNOR RECOMMENDS
H.B. Sec. 15.225		

TRANSFER		
General Revenue Fund	\$ 150,000	\$ 150,000

The Governor recommends \$150,000 for transfer to the Line of Duty Compensation Fund for families of emergency personnel who died in the line of duty.

SUPPLEMENTAL APPROPRIATIONS

**DEPARTMENT OF LABOR AND INDUSTRIAL RELATIONS
DIVISION OF WORKERS' COMPENSATION
LINE OF DUTY COMPENSATION**

H.B. Sec. 15.230	CURRENT REQUEST	GOVERNOR RECOMMENDS
------------------	--------------------	------------------------

PROGRAM SPECIFIC DISTRIBUTION Line of Duty Compensation Fund	\$ 150,000	\$ 150,000
---	------------	------------

The Governor recommends \$150,000 for distribution to families of emergency personnel who died in the line of duty.

**DEPARTMENT OF LABOR AND INDUSTRIAL RELATIONS
DIVISION OF WORKERS' COMPENSATION
TORT VICTIMS' COMPENSATION PAYMENTS**

H.B. Sec. 15.235	CURRENT REQUEST	GOVERNOR RECOMMENDS
------------------	--------------------	------------------------

PROGRAM SPECIFIC DISTRIBUTION Tort Victims' Compensation Fund	\$ 45,000,000	\$ 45,000,000
--	---------------	---------------

The Governor recommends \$45,000,000 for the payment of claims to tort victims.

**DEPARTMENT OF LABOR AND INDUSTRIAL RELATIONS
DIVISION OF WORKERS' COMPENSATION
BASIC CIVIL LEGAL SERVICES TRANSFER**

H.B. Sec. 15.240	CURRENT REQUEST	GOVERNOR RECOMMENDS
------------------	--------------------	------------------------

TRANSFER Tort Victims' Compensation Fund	\$ 126,090,258	\$ 126,090,258
---	----------------	----------------

The Governor recommends \$126,090,258 for transfer to the Basic Civil Legal Services Fund.

SUPPLEMENTAL APPROPRIATIONS

**DEPARTMENT OF LABOR AND INDUSTRIAL RELATIONS
DIVISION OF EMPLOYMENT SECURITY
ADMINISTRATION**

H.B. Sec. 15.245	CURRENT REQUEST	GOVERNOR RECOMMENDS
PERSONAL SERVICE		
Federal Stimulus Funds	\$ 707,500	\$ 707,500
EXPENSE AND EQUIPMENT		
Federal Stimulus Funds	<u>706,250</u>	<u>706,250</u>
TOTAL	\$ 1,413,750	\$ 1,413,750

The Governor recommends \$1,413,750 to expend available federal grant funding available through the American Rescue Plan Act.

**DEPARTMENT OF PUBLIC SAFETY
OFFICE OF THE DIRECTOR
CRIME VICTIMS' COMPENSATION PROGRAM**

H.B. Sec. 15.250	CURRENT REQUEST	GOVERNOR RECOMMENDS
PROGRAM SPECIFIC DISTRIBUTION		
General Revenue Fund	\$ 300,000	\$ 221,340
Federal Funds	<u>300,000</u>	<u>300,000</u>
TOTAL	\$ 600,000	\$ 521,340

The Governor recommends \$521,340 to pay eligible Crime Victims' Compensation Program claims, including \$300,000 federal funds for crime victims' claims and \$221,340 general revenue for Child Physical Abuse Forensic Examination and Sexual Assault Forensic Examination program claims.

**DEPARTMENT OF PUBLIC SAFETY
MISSOURI VETERANS COMMISSION
MISSOURI VETERANS HOMES**

H.B. Sec. 15.255	CURRENT REQUEST	GOVERNOR RECOMMENDS
EXPENSE AND EQUIPMENT		
Federal Stimulus Fund	\$ 4,300,000	\$ 4,300,000

The Governor recommends \$4,300,000 to distribute funds available through the Coronavirus Aid, Relief, and Economic Security Act to Missouri Veterans Homes.

SUPPLEMENTAL APPROPRIATIONS

**DEPARTMENT OF PUBLIC SAFETY
STATE EMERGENCY MANAGEMENT AGENCY
STATE EMERGENCY MANAGEMENT AGENCY GRANTS**

H.B. Sec. 15.260	CURRENT REQUEST	GOVERNOR RECOMMENDS
EXPENSE AND EQUIPMENT		
General Revenue Fund	\$ 3	\$ 1,095,769
PROGRAM SPECIFIC DISTRIBUTION		
General Revenue Fund	<u>1,614,897</u>	<u>1,597,538</u>
TOTAL	\$ <u>1,614,900</u>	\$ <u>2,693,307</u>

The Governor recommends \$2,693,307 to provide matching funds for federal grants and for emergency assistance expenses.

**DEPARTMENT OF CORRECTIONS
OFFICE OF THE DIRECTOR
RESTITUTION PAYMENTS**

H.B. Sec. 15.265	CURRENT REQUEST	GOVERNOR RECOMMENDS
PROGRAM SPECIFIC DISTRIBUTION		
General Revenue Fund	\$ 36,500	\$ 35,405

The Governor recommends \$35,405 for DNA restitution payments.

**DEPARTMENT OF CORRECTIONS
DIVISION OF ADULT INSTITUTIONS
INSTITUTIONAL EQUIPMENT**

H.B. Sec. 15.270	CURRENT REQUEST	GOVERNOR RECOMMENDS
EXPENSE AND EQUIPMENT		
General Revenue Fund	\$ 443,867	\$ 925,541

The Governor recommends \$425,541 for vehicle replacement costs and \$500,000 for facility transition costs.

SUPPLEMENTAL APPROPRIATIONS

**DEPARTMENT OF CORRECTIONS
DIVISION OF OFFENDER REHABILITATIVE SERVICES
OFFENDER HEALTHCARE**

H.B. Sec. 15.275	CURRENT REQUEST	GOVERNOR RECOMMENDS
------------------	--------------------	------------------------

EXPENSE AND EQUIPMENT General Revenue Fund	\$ 16,513,574	\$ 15,384,089
---	---------------	---------------

The Governor recommends \$15,384,089 for the new healthcare contract.

**DEPARTMENT OF MENTAL HEALTH
DEPARTMENTWIDE
OVERTIME**

H.B. Sec. 15.280	CURRENT REQUEST	GOVERNOR RECOMMENDS
------------------	--------------------	------------------------

PERSONAL SERVICE General Revenue Fund	\$ 1	\$ 1,400,406
--	------	--------------

The Governor recommends \$1,400,406 for increased overtime costs.

**DEPARTMENT OF MENTAL HEALTH
ALCOHOL AND DRUG ABUSE
PREVENTION AND EDUCATION SERVICES**

H.B. Sec. 15.285	CURRENT REQUEST	GOVERNOR RECOMMENDS
------------------	--------------------	------------------------

PROGRAM SPECIFIC DISTRIBUTION Federal Stimulus Funds	\$ 799,634	\$ 799,634
---	------------	------------

The Governor recommends \$799,634 to enhance substance use services for high-risk priority populations.

SUPPLEMENTAL APPROPRIATIONS

**DEPARTMENT OF MENTAL HEALTH
ALCOHOL AND DRUG ABUSE
ADA TREATMENT SERVICES**

H.B. Sec. 15.290	CURRENT REQUEST	GOVERNOR RECOMMENDS
------------------	--------------------	------------------------

PROGRAM SPECIFIC DISTRIBUTION		
Federal Stimulus Funds	\$ 3,508,973	\$ 3,508,973

The Governor recommends \$3,126,841 to enhance substance use services for high-risk priority populations and \$382,132 to expand testing and mitigation resources for people with mental health and substance use disorders.

**DEPARTMENT OF MENTAL HEALTH
ALCOHOL AND DRUG ABUSE
ADA CERTIFIED COMMUNITY BEHAVIORAL HEALTH ORGANIZATIONS**

H.B. Sec. 15.295	CURRENT REQUEST	GOVERNOR RECOMMENDS
------------------	--------------------	------------------------

PROGRAM SPECIFIC DISTRIBUTION		
Federal Funds	\$ 0	\$ 1,489,901

The Governor recommends \$1,489,901 for Certified Community Behavioral Health Organizations Children’s Health Insurance Program expenditures.

**DEPARTMENT OF MENTAL HEALTH
COMPREHENSIVE PSYCHIATRIC SERVICES
ADULT COMMUNITY PROGRAMS**

H.B. Sec. 15.300	CURRENT REQUEST	GOVERNOR RECOMMENDS
------------------	--------------------	------------------------

PROGRAM SPECIFIC DISTRIBUTION		
Federal Stimulus Funds	\$ 2,220,826	\$ 2,711,150

The Governor recommends \$1,890,000 to enhance mental health services for high-risk priority populations, \$490,324 to evaluate statewide behavioral health mobile crisis capacity for possible inclusion as a Medicaid service, and \$330,826 to expand testing and mitigation resources for people with mental health and substance use disorders.

SUPPLEMENTAL APPROPRIATIONS

**DEPARTMENT OF MENTAL HEALTH
 COMPREHENSIVE PSYCHIATRIC SERVICES
 ADULT COMMUNITY PROGRAMS CERTIFIED COMMUNITY
 BEHAVIORAL HEALTH ORGANIZATIONS**

H.B. Sec. 15.305	CURRENT REQUEST	GOVERNOR RECOMMENDS
------------------	--------------------	------------------------

PROGRAM SPECIFIC DISTRIBUTION Federal Funds	\$	0	\$	11,183,498
--	----	---	----	------------

The Governor recommends \$11,183,498 for Certified Community Behavioral Health Organizations Children’s Health Insurance Program expenditures.

**DEPARTMENT OF MENTAL HEALTH
 COMPREHENSIVE PSYCHIATRIC SERVICES
 YOUTH COMMUNITY PROGRAMS**

H.B. Sec. 15.310	CURRENT REQUEST	GOVERNOR RECOMMENDS
------------------	--------------------	------------------------

PROGRAM SPECIFIC DISTRIBUTION Federal Stimulus Funds	\$	220,500	\$	220,500
---	----	---------	----	---------

The Governor recommends \$220,500 to enhance mental health services for high-risk priority populations.

**DEPARTMENT OF MENTAL HEALTH
 COMPREHENSIVE PSYCHIATRIC SERVICES
 YOUTH COMMUNITY PROGRAMS CERTIFIED COMMUNITY
 BEHAVIORAL HEALTH ORGANIZATIONS**

H.B. Sec. 15.315	CURRENT REQUEST	GOVERNOR RECOMMENDS
------------------	--------------------	------------------------

PROGRAM SPECIFIC DISTRIBUTION Federal Funds	\$	0	\$	2,784,922
--	----	---	----	-----------

The Governor recommends \$2,784,922 for Certified Community Behavioral Health Organizations Children’s Health Insurance Program expenditures.

SUPPLEMENTAL APPROPRIATIONS

**DEPARTMENT OF MENTAL HEALTH
COMPREHENSIVE PSYCHIATRIC SERVICES
CPS MEDICATIONS**

H.B. Sec. 15.320	CURRENT REQUEST	GOVERNOR RECOMMENDS
------------------	--------------------	------------------------

EXPENSE AND EQUIPMENT		
Federal Stimulus Funds	\$ 78,750	\$ 78,750

The Governor recommends \$78,750 to enhance mental health services for high-risk priority populations.

**DEPARTMENT OF MENTAL HEALTH
DIVISION OF DEVELOPMENTAL DISABILITIES
COMMUNITY PROGRAMS**

H.B. Sec. 15.325	CURRENT REQUEST	GOVERNOR RECOMMENDS
------------------	--------------------	------------------------

PROGRAM SPECIFIC DISTRIBUTION		
Federal Funds	\$ 2,460,000	\$ 2,460,000
HCBS FMAP Enhancement Fund	0	120,785
TOTAL	\$ 2,460,000	\$ 2,580,785

The Governor recommends \$2,460,000 for Children’s Health Insurance Program expenditures within the Division of Developmental Disabilities Community Programs and \$120,785 for enhancements to the Division's case management system.

**DEPARTMENT OF MENTAL HEALTH
DIVISION OF DEVELOPMENTAL DISABILITIES
DEVELOPMENTAL DISABILITIES ACT**

H.B. Sec. 15.330	CURRENT REQUEST	GOVERNOR RECOMMENDS
------------------	--------------------	------------------------

PROGRAM SPECIFIC DISTRIBUTION		
Federal Stimulus Funds	\$ 102,058	\$ 71,072

The Governor recommends \$71,072 for assisting individuals with developmental disabilities to access the COVID-19 vaccine.

SUPPLEMENTAL APPROPRIATIONS

**DEPARTMENT OF HEALTH AND SENIOR SERVICES
DIVISION OF COMMUNITY AND PUBLIC HEALTH
COMMUNITY AND PUBLIC HEALTH PROGRAMS**

H.B. Sec. 15.335	CURRENT REQUEST	GOVERNOR RECOMMENDS
EXPENSE AND EQUIPMENT		
General Revenue Fund	\$ 1,423,898	\$ 1,423,898
HCBS FMAP Enhancement Fund	11,527	11,527
Federal Funds	59,409	59,409
TOTAL	\$ 1,494,834	\$ 1,494,834

The Governor recommends \$1,404,834 for additional state match for the Ryan White HIV/AIDS Program and \$90,000 for the Brain Injury Waiver Program to match the rate increases of Home and Community Based Service providers appropriated for Fiscal Year 2022 for the Department of Mental Health.

**DEPARTMENT OF HEALTH AND SENIOR SERVICES
DIVISION OF COMMUNITY AND PUBLIC HEALTH
WOMEN'S HEALTH INITIATIVES**

H.B. Sec. 15.340	CURRENT REQUEST	GOVERNOR RECOMMENDS
PROGRAM SPECIFIC DISTRIBUTION		
Federal Funds	\$ 950,000	\$ 950,000

The Governor recommends \$950,000 for the Show Me Healthy Women Program.

**DEPARTMENT OF HEALTH AND SENIOR SERVICES
DIVISION OF COMMUNITY AND PUBLIC HEALTH
OFFICE OF RURAL HEALTH AND PRIMARY CARE**

H.B. Sec. 15.345	CURRENT REQUEST	GOVERNOR RECOMMENDS
PROGRAM SPECIFIC DISTRIBUTION		
Federal Funds	\$ 310,000	\$ 310,000

The Governor recommends \$310,000 for the Office of Dental Health for community water fluoridation.

SUPPLEMENTAL APPROPRIATIONS

**DEPARTMENT OF HEALTH AND SENIOR SERVICES
DIVISION OF COMMUNITY AND PUBLIC HEALTH
COVID-19 RESPONSE**

H.B. Sec. 15.350	CURRENT REQUEST	GOVERNOR RECOMMENDS
PERSONAL SERVICE		
Federal Stimulus Funds	\$ 1,199,148	\$ 1,090,134
EXPENSE AND EQUIPMENT		
Federal Stimulus Funds	3,527,421	0
PROGRAM SPECIFIC DISTRIBUTION		
Federal Stimulus Funds	<u>858,000</u>	<u>780,000</u>
TOTAL	\$ <u>5,584,569</u>	\$ <u>1,870,134</u>

The Governor recommends \$1,870,134 for COVID-19 response activities.

**DEPARTMENT OF HEALTH AND SENIOR SERVICES
DIVISION OF COMMUNITY AND PUBLIC HEALTH
PUBLIC HEALTH/HEALTHCARE EMERGENCY PREPAREDNESS
AND RESPONSE COORDINATION**

H.B. Sec. 15.355	CURRENT REQUEST	GOVERNOR RECOMMENDS
PERSONAL SERVICE		
Federal Stimulus Funds	\$ 155,364	\$ 253,680
EXPENSE AND EQUIPMENT		
Federal Stimulus Funds	9,796,202	14,546,002
PROGRAM SPECIFIC DISTRIBUTION		
Federal Stimulus Funds	<u>11,184,577</u>	<u>8,881,695</u>
TOTAL	\$ <u>21,136,143</u>	\$ <u>23,681,377</u>

The Governor recommends \$23,681,377 for public health and healthcare preparedness and response activities related to COVID-19 including immunizations, testing, and enhancing the public health workforce.

**DEPARTMENT OF HEALTH AND SENIOR SERVICES
DIVISION OF SENIOR AND DISABILITY SERVICES
ADULT PROTECTIVE SERVICES**

H.B. Sec. 15.360	CURRENT REQUEST	GOVERNOR RECOMMENDS
PROGRAM SPECIFIC DISTRIBUTION		
Federal Stimulus Funds	\$ 1,569,549	\$ 1,569,549

The Governor recommends \$1,569,549 for adult protective services.

SUPPLEMENTAL APPROPRIATIONS

**DEPARTMENT OF HEALTH AND SENIOR SERVICES
DIVISION OF SENIOR AND DISABILITY SERVICES
MEDICAID CONSUMER-DIRECTED HOME AND
COMMUNITY-BASED SERVICES**

H.B. Sec. 15.365	CURRENT REQUEST	GOVERNOR RECOMMENDS
PROGRAM SPECIFIC DISTRIBUTION		
General Revenue Fund	\$ 255,287	\$ 0
HCBS FMAP Enhancement Fund	3,170,849	3,170,849
Federal Funds	<u>7,521,732</u>	<u>2,067,342</u>
TOTAL	\$ 10,947,868	\$ 5,238,191

The Governor recommends \$5,238,191 for the MO HealthNet Home and Community-Based Services Program.

**DEPARTMENT OF HEALTH AND SENIOR SERVICES
DIVISION OF SENIOR AND DISABILITY SERVICES
MEDICAID AGENCY-DIRECTED HOME AND
COMMUNITY-BASED SERVICES**

H.B. Sec. 15.370	CURRENT REQUEST	GOVERNOR RECOMMENDS
PROGRAM SPECIFIC DISTRIBUTION		
HCBS FMAP Enhancement Fund	\$ 2,457,314	\$ 2,457,314
Federal Funds	<u>4,651,546</u>	<u>0</u>
TOTAL	\$ 7,108,860	\$ 2,457,314

The Governor recommends \$2,457,314 for the MO HealthNet Home and Community-Based Services Program.

**DEPARTMENT OF HEALTH AND SENIOR SERVICES
DIVISION OF SENIOR AND DISABILITY SERVICES
LONG TERM CARE OMBUDSMAN PROGRAM**

H.B. Sec. 15.375	CURRENT REQUEST	GOVERNOR RECOMMENDS
PROGRAM SPECIFIC DISTRIBUTION		
Federal Stimulus Funds	\$ 187,480	\$ 187,480

The Governor recommends \$187,480 for enhancements to the Long Term Care Ombudsman Program.

SUPPLEMENTAL APPROPRIATIONS

**DEPARTMENT OF HEALTH AND SENIOR SERVICES
DIVISION OF REGULATION AND LICENSURE
SECTION FOR MEDICAL MARIJUANA REGULATION**

H.B. Sec. 15.380	CURRENT REQUEST	GOVERNOR RECOMMENDS
------------------	--------------------	------------------------

PROGRAM SPECIFIC DISTRIBUTION		
Missouri Veterans' Health and Care Fund	\$ 0	\$ 5,000,000

The Governor recommends \$5,000,000 to transfer from Missouri Veterans' Health and Care Fund to Missouri Veterans' Homes Fund.

**DEPARTMENT OF SOCIAL SERVICES
DIVISION OF FINANCE AND ADMINISTRATIVE SERVICES
RECEIPTS AND DISBURSEMENTS**

H.B. Sec. 15.385	CURRENT REQUEST	GOVERNOR RECOMMENDS
------------------	--------------------	------------------------

PROGRAM SPECIFIC DISTRIBUTION		
Federal Funds	\$ 3,175,000	\$ 3,175,000

The Governor recommends \$3,175,000 to process refunds.

**DEPARTMENT OF SOCIAL SERVICES
DIVISION OF LEGAL SERVICES**

H.B. Sec. 15.390	CURRENT REQUEST	GOVERNOR RECOMMENDS
------------------	--------------------	------------------------

PERSONAL SERVICE		
General Revenue Fund	\$ 58,896	\$ 58,896
EXPENSE AND EQUIPMENT		
General Revenue Fund	45,971	45,971
TOTAL	\$ <u>104,867</u>	\$ <u>104,867</u>

The Governor recommends \$104,867 and four staff to implement the Residential Care Facility Notification Act.

SUPPLEMENTAL APPROPRIATIONS

**DEPARTMENT OF SOCIAL SERVICES
DIVISION OF LEGAL SERVICES
DLS PERMANENCY ATTORNEYS**

	CURRENT REQUEST	GOVERNOR RECOMMENDS
H.B. Sec. 15.395		

EXPENSE AND EQUIPMENT Federal Stimulus Fund	\$ 484,182	\$ 484,182
--	------------	------------

The Governor recommends \$484,182 for additional contracted permanency attorneys.

**DEPARTMENT OF SOCIAL SERVICES
FAMILY SUPPORT DIVISION
SUPPLEMENTAL NUTRITION ASSISTANCE**

	CURRENT REQUEST	GOVERNOR RECOMMENDS
H.B. Sec. 15.400		

EXPENSE AND EQUIPMENT Federal Stimulus Fund	\$ 6,249,049	\$ 6,249,049
--	--------------	--------------

The Governor recommends \$6,249,049 of additional funds for the Supplemental Nutrition Assistance Program.

**DEPARTMENT OF SOCIAL SERVICES
FAMILY SUPPORT DIVISION
PANDEMIC ELECTRONIC BENEFITS TRANSFER AUTHORITY**

	CURRENT REQUEST	GOVERNOR RECOMMENDS
H.B. Sec. 15.405		

PROGRAM SPECIFIC DISTRIBUTION Federal Stimulus Fund	\$ 0	\$ 3,513,136
--	------	--------------

The Governor Recommends \$3,513,136 to expend available federal grant funding.

SUPPLEMENTAL APPROPRIATIONS

**DEPARTMENT OF SOCIAL SERVICES
FAMILY SUPPORT DIVISION
MISSOURI ELIGIBILITY AND ENROLLMENT SYSTEM (MAGI)**

	CURRENT REQUEST	GOVERNOR RECOMMENDS
H.B. Sec. 15.410		

EXPENSE AND EQUIPMENT		
Federal Funds	\$ 2,613,263	\$ 2,613,263

The Governor recommends \$2,613,263 for increased costs associated with the Missouri Eligibility and Enrollment System.

**DEPARTMENT OF SOCIAL SERVICES
FAMILY SUPPORT DIVISION
LOW-INCOME HOUSEHOLD WATER ASSISTANCE PROGRAM**

	CURRENT REQUEST	GOVERNOR RECOMMENDS
H.B. Sec. 15.415		

PROGRAM SPECIFIC DISTRIBUTION		
Federal Stimulus Fund	\$ 9,687,425	\$ 9,687,425

The Governor recommends \$9,687,425 for the Low-Income Household Water Assistance Program.

**DEPARTMENT OF SOCIAL SERVICES
FAMILY SUPPORT DIVISION
DOMESTIC VIOLENCE**

	CURRENT REQUEST	GOVERNOR RECOMMENDS
H.B. Sec. 15.420		

PROGRAM SPECIFIC DISTRIBUTION		
Federal Stimulus Funds	\$ 8,600,000	\$ 11,249,804

The Governor recommends \$11,249,804 for distribution to not-for-profit agencies providing domestic violence services.

SUPPLEMENTAL APPROPRIATIONS

**DEPARTMENT OF SOCIAL SERVICES
FAMILY SUPPORT DIVISION
REHABILITATION SERVICES FOR THE BLIND**

H.B. Sec. 15.425	CURRENT REQUEST	GOVERNOR RECOMMENDS
------------------	--------------------	------------------------

PROGRAM SPECIFIC DISTRIBUTION		
Department of Social Services Federal Stimulus Fund	\$ 3,198	\$ 3,198

The Governor recommends \$3,198 for distribution to blind vendors who lost revenue due to COVID-19.

**DEPARTMENT OF SOCIAL SERVICES
CHILDREN'S DIVISION
CHILDREN'S DIVISION FIELD STAFF AND OPERATIONS**

H.B. Sec. 15.430	CURRENT REQUEST	GOVERNOR RECOMMENDS
------------------	--------------------	------------------------

PERSONAL SERVICE		
General Revenue Fund	\$ 155,595	\$ 155,595
EXPENSE AND EQUIPMENT		
General Revenue Fund	172,391	172,391
TOTAL	\$ <u>327,986</u>	\$ <u>327,986</u>

The Governor recommends \$327,986 and 15 staff to implement the Residential Care Facility Notification Act.

**DEPARTMENT OF SOCIAL SERVICES
CHILDREN'S DIVISION
CHILDREN'S TREATMENT SERVICES**

H.B. Sec. 15.435	CURRENT REQUEST	GOVERNOR RECOMMENDS
------------------	--------------------	------------------------

PROGRAM SPECIFIC DISTRIBUTION		
General Revenue Fund	\$ 484,060	\$ 529,344
Federal Stimulus Funds	2,000,000	1,858,878
TOTAL	\$ <u>2,484,060</u>	\$ <u>2,388,222</u>

The Governor recommends \$2,388,222 to provide children's treatment services for children in the care and custody of the Children's Division, and to expend additional federal grant authority.

SUPPLEMENTAL APPROPRIATIONS

**DEPARTMENT OF SOCIAL SERVICES
CHILDREN'S DIVISION
FOSTER CARE MAINTENANCE**

H.B. Sec. 15.440	CURRENT REQUEST	GOVERNOR RECOMMENDS
------------------	--------------------	------------------------

PROGRAM SPECIFIC DISTRIBUTION		
General Revenue Fund	\$ 2,181,440	\$ 5,792,613
Alternative Care Trust Fund	<u>2,000,000</u>	<u>2,000,000</u>
TOTAL	\$ 4,181,440	\$ 7,792,613

The Governor recommends \$7,792,613 to provide foster care maintenance payments for children in the care and custody of the Children's Division.

**DEPARTMENT OF SOCIAL SERVICES
CHILDREN'S DIVISION
FOSTER CARE CASE MANAGEMENT**

H.B. Sec. 15.445	CURRENT REQUEST	GOVERNOR RECOMMENDS
------------------	--------------------	------------------------

PROGRAM SPECIFIC DISTRIBUTION		
General Revenue Fund	\$ 753,434	\$ 892,220
Federal Funds	<u>1,168,821</u>	<u>736,583</u>
TOTAL	\$ 1,922,255	\$ 1,628,803

The Governor recommends \$1,628,803 to provide foster care case management services for children in the care and custody of the Children's Division.

**DEPARTMENT OF SOCIAL SERVICES
CHILDREN'S DIVISION
ADOPTION SUBSIDY**

H.B. Sec. 15.450	CURRENT REQUEST	GOVERNOR RECOMMENDS
------------------	--------------------	------------------------

PROGRAM SPECIFIC DISTRIBUTION		
General Revenue Fund	\$ 1,826,153	\$ 0
Federal Funds	<u>2,008,104</u>	<u>363,936</u>
TOTAL	\$ 3,834,257	\$ 363,936

The Governor recommends \$363,936 to provide adoptions subsidy payments for children in the care and custody of the Children's Division.

SUPPLEMENTAL APPROPRIATIONS

**DEPARTMENT OF SOCIAL SERVICES
DIVISION OF YOUTH SERVICES
YOUTH TREATMENT PROGRAMS**

H.B. Sec. 15.455	CURRENT REQUEST	GOVERNOR RECOMMENDS
PERSONAL SERVICE		
Federal Funds	\$ 800,000	\$ 800,000
EXPENSE AND EQUIPMENT		
Federal Funds	<u>1,125,000</u>	<u>1,125,000</u>
TOTAL	\$ 1,925,000	\$ 1,925,000

The Governor recommends \$1,925,000 to increase federal spending authority for the Department of Social Services Federal & Other Sources Fund.

**DEPARTMENT OF SOCIAL SERVICES
MO HEALTHNET DIVISION
MONEY FOLLOWS THE PERSON GRANT**

H.B. Sec. 15.460	CURRENT REQUEST	GOVERNOR RECOMMENDS
EXPENSE AND EQUIPMENT		
Federal Funds	\$ 1,000,000	\$ 1,000,000

The Governor Recommends \$1,000,000 of additional grant authority to transition individuals to community based settings.

**DEPARTMENT OF SOCIAL SERVICES
MO HEALTHNET DIVISION
PHARMACY**

H.B. Sec. 15.465	CURRENT REQUEST	GOVERNOR RECOMMENDS
PROGRAM SPECIFIC DISTRIBUTION		
Federal Funds	\$ 28,795,199	\$ 28,795,199

The Governor recommends \$28,795,199 of additional authority to expend earnings into the Children's Health Insurance Program fund.

SUPPLEMENTAL APPROPRIATIONS

**DEPARTMENT OF SOCIAL SERVICES
MO HEALTHNET DIVISION
PHYSICIAN**

H.B. Sec. 15.470	REQUEST	CURRENT RECOMMENDS	GOVERNOR RECOMMENDS
------------------	---------	-----------------------	------------------------

PROGRAM SPECIFIC DISTRIBUTION			
Federal Funds		\$ 1,558,546	\$ 1,558,546

The Governor recommends \$1,558,546 of additional authority to expend earnings into the Children's Health Insurance Program fund.

**DEPARTMENT OF SOCIAL SERVICES
MO HEALTHNET DIVISION
HOME HEALTH**

H.B. Sec. 15.475	CURRENT REQUEST	GOVERNOR RECOMMENDS
------------------	--------------------	------------------------

PROGRAM SPECIFIC DISTRIBUTION		
General Revenue Fund	\$ 2,039	\$ 2,039
Federal Funds	3,961	3,961
TOTAL	\$ <u>6,000</u>	\$ <u>6,000</u>

The Governor recommends \$6,000 to provide a rate increase for home health providers.

**DEPARTMENT OF SOCIAL SERVICES
MO HEALTHNET DIVISION
REHABILITATION AND SPECIALTY SERVICES**

H.B. Sec. 15.480	CURRENT REQUEST	GOVERNOR RECOMMENDS
------------------	--------------------	------------------------

PROGRAM SPECIFIC DISTRIBUTION		
General Revenue Fund	\$ 18,173,946	\$ 11,358,716
Federal Funds	4,114,658	2,571,661
TOTAL	\$ <u>22,288,604</u>	\$ <u>13,930,377</u>

The Governor recommends \$13,930,377 for increased costs associated with the Family First Prevention Services Act.

SUPPLEMENTAL APPROPRIATIONS

**DEPARTMENT OF SOCIAL SERVICES
MO HEALTHNET DIVISION
MANAGED CARE**

H.B. Sec. 15.485	CURRENT REQUEST	GOVERNOR RECOMMENDS
------------------	--------------------	------------------------

PROGRAM SPECIFIC DISTRIBUTION		
General Revenue Fund	\$ 0	\$ 2,524,522

The Governor recommends \$2,524,522 for increased costs associated with the Family First Prevention Services Act.

**DEPARTMENT OF SOCIAL SERVICES
MO HEALTHNET DIVISION
HOSPITAL CARE**

H.B. Sec. 15.490	CURRENT REQUEST	GOVERNOR RECOMMENDS
------------------	--------------------	------------------------

PROGRAM SPECIFIC DISTRIBUTION		
General Revenue Fund	\$ 1,148,870	\$ 718,044
Federal Funds	2,226,320	1,416,450
TOTAL	\$ 3,415,190	\$ 2,134,494

The Governor recommends \$2,134,494 for increased costs associated with the Family First Prevention Services Act.

**DEPARTMENT OF SOCIAL SERVICES
MO HEALTHNET DIVISION
HEALTH HOMES**

H.B. Sec. 15.495	CURRENT REQUEST	GOVERNOR RECOMMENDS
------------------	--------------------	------------------------

PROGRAM SPECIFIC DISTRIBUTION		
Federal Funds	\$ 287,787	\$ 287,787

The Governor recommends \$287,787 of additional authority to expend earnings into the Children's Health Insurance Program fund.

SUPPLEMENTAL APPROPRIATIONS

**DEPARTMENT OF SOCIAL SERVICES
MO HEALTHNET DIVISION
FEDERAL REIMBURSEMENT ALLOWANCE**

H.B. Sec. 15.500	CURRENT REQUEST	GOVERNOR RECOMMENDS
------------------	--------------------	------------------------

PROGRAM SPECIFIC DISTRIBUTION Federal Funds	\$ 103,540,136	\$ 103,540,136
--	----------------	----------------

The Governor recommends \$103,540,136 of additional authority to expend earnings into the Children's Health Insurance Program fund.

**STATE TREASURER
ISSUING DUPLICATE AND OUTLAWED CHECKS**

H.B. Sec. 15.505	CURRENT REQUEST	GOVERNOR RECOMMENDS
------------------	--------------------	------------------------

PROGRAM SPECIFIC DISTRIBUTION General Revenue Fund	\$ 2,000,000	\$ 4,000,000
---	--------------	--------------

The Governor recommends \$4,000,000 to pay claims against the state in cases where checks are not presented for payment within 12 months of issuance as required by law.

**JUDICIARY
COURT IMPROVEMENT PROJECTS
BASIC CIVIL LEGAL SERVICES**

H.B. Sec. 15.510	CURRENT REQUEST	GOVERNOR RECOMMENDS
------------------	--------------------	------------------------

PROGRAM SPECIFIC DISTRIBUTION Basic Civil Legal Services Fund	\$ 126,090,258	\$ 126,090,258
--	----------------	----------------

The Governor recommends \$126,090,258 to allow for disbursement of Tort Victims' Compensation Fund collections to legal aid offices.

SUPPLEMENTAL APPROPRIATIONS

**DEPARTMENT OF TRANSPORTATION
FLEET, FACILITIES, AND INFORMATION SYSTEMS**

H.B. Sec. 15.515	CURRENT REQUEST	GOVERNOR RECOMMENDS
PROGRAM SPECIFIC DISTRIBUTION Federal Stimulus Funds	\$ 185,000	\$ 185,000

The Governor recommends an additional \$185,000 to connect facilities with aging septic systems to municipal waste water treatment systems.

CAPITAL IMPROVEMENTS

FISCAL YEAR 2023 CAPITAL IMPROVEMENTS SUMMARY

	GENERAL REVENUE	FEDERAL FUNDS	OTHER FUNDS	TOTAL
Department of Elementary and Secondary Education				
State Schools Construction	\$ 1,616,535	\$ 0	\$ 0	\$ 1,616,535.00
Department of Revenue				
Statewide Maintenance and Repair	0	0	733,528	733,528
Office of Administration				
Statewide Maintenance and Repair	199,672,180	0	0	199,672,180
Workers' Memorial Construction	0	0	150,000	150,000
Department of Agriculture				
State Fair Construction	9,462,000	0	0	9,462,000
Department of Natural Resources				
State Parks and Historic Property Preservation	0	8,194,985	39,455,562	47,650,547
State Parks Construction	0	8,000,000	14,736,000	22,736,000
Department of Conservation				
Statewide Maintenance and Repair	0	0	67,907,853	67,907,853
Statewide Construction	0	0	15,100,000	15,100,000
Department of Labor and Industrial Relations				
Statewide Maintenance and Repair	0	0	1,200,000	1,200,000
Department of Public Safety				
Missouri State Highway Patrol Facilities	0	0	34,576,731	34,576,731
Missouri Veterans' Commission Facilities	0	0	74,959,116	74,959,116
National Guard Facilities	2,999,219	124,276,754	0	127,275,973
Department of Social Services				
Statewide Maintenance and Repair	0	400,000	0	400,000
Statewide Construction	2,882,686	0	0	2,882,686
TOTAL	\$ 216,632,620	\$ 140,871,739	\$ 248,818,790	\$ 606,323,149

The State of Missouri provides essential services through many state owned and operated facilities. Good stewardship of state property requires facility upkeep. Governor Parson recommends \$606.3 million in funding for Fiscal Year 2023 for various projects statewide.

DEPARTMENT OF ELEMENTARY AND SECONDARY EDUCATION

- \$1,616,535 for construction of a building addition at the Special Acres State School for the Severely Disabled.

MISSOURI LOTTERY MAINTENANCE AND REPAIR

- \$733,528 Lottery Enterprise Fund for maintenance, renovations, and unexpected critical repairs and replacements at the Missouri Lottery Headquarters and the Distribution Center.

STATEWIDE MAINTENANCE AND REPAIR

- \$99,672,180 for the constitutionally required transfer to the Facilities Maintenance Reserve Fund. This funding will pay for emergency requirements, operational maintenance and repair, bond payments, critical maintenance and repair, and unexpected maintenance and repair projects that occur throughout the fiscal year.
- \$100,000,000 for an additional transfer to the Facilities Maintenance Reserve Fund to reduce the backlog in deferred maintenance and repair work statewide.
- \$150,000 Workers' Memorial Fund for construction of a workers' memorial.

CAPITAL IMPROVEMENTS

MISSOURI DEPARTMENT OF AGRICULTURE

- \$9,462,000 for the purchase of 200 acres bordering the Missouri State Fairgrounds and project costs including fencing, installation of a pavilion sound system, and construction of 600 campsites.

STATE PARKS AND HISTORIC PROPERTY PRESERVATION AND CONSTRUCTION

- \$47,650,547 federal and other funds for statewide capital improvements and historic preservation projects for the state park system, including but not limited to: interpretive exhibits; land acquisitions; water and wastewater improvements; catastrophic contingency responses; repairs to roadways, bridges, parking areas, campgrounds, and trails; renovation of cabins; replacement of playgrounds; and preservation of historic properties.
- \$22,736,000 federal and other funds for statewide construction and improvements for the state park system, including but not limited to: new construction to enhance facilities and services, new construction of exhibits, and land acquisition.

DEPARTMENT OF CONSERVATION STATEWIDE MAINTENANCE, REPAIR, AND CONSTRUCTION

- \$67,907,853 Conservation Commission Fund for statewide improvements and repairs to state conservation areas, including but not limited to: stream and lake site acquisition and development; improvements to buildings, roads, hatcheries, and other structures; and soil conservation and erosion control.
- \$15,100,000 Conservation Commission Fund for new construction within statewide conservation areas, including but not limited to: stream and lake site acquisition and development; improvements to buildings, roads, hatcheries, and other structures; and soil conservation and erosion control.

DEPARTMENT OF LABOR AND INDUSTRIAL RELATIONS STATEWIDE MAINTENANCE AND REPAIR

- \$1,200,000 other funds for critical repairs and replacements at Department of Labor and Industrial Relations facilities statewide.

MISSOURI STATE HIGHWAY PATROL FACILITIES MAINTENANCE AND REPAIR

- \$34,576,731 State Highways and Transportation Department Fund for statewide facilities maintenance and repair including, but not limited to: parking lot and other paving work; heating, ventilation and air conditioning system replacements; lighting upgrades; and the replacement of emergency generators.

MISSOURI VETERANS COMMISSION STATEWIDE MAINTENANCE, REPAIR, AND CONSTRUCTION

- \$74,959,116 other funds for maintenance, renovations, upgrades, and construction at veterans' homes and facilities statewide.

MISSOURI NATIONAL GUARD FACILITIES MAINTENANCE, REPAIR, AND CONSTRUCTION

- \$64,127,229 federal funds for statewide facilities maintenance and repair including, but not limited to, repairs and renovations at readiness centers, maintenance shops, aviation facilities, and training sites.
- \$30,149,525 federal funds for design, land acquisition, and construction of the Bellefontaine Neighbors Readiness Center.
- \$30,000,000 federal funds for design and construction of expansions and new National Guard buildings statewide.
- \$2,060,250 for land acquisition at the Macon Training Site.
- \$938,969 for construction of a maintenance building at the Albany Readiness Center.

DEPARTMENT OF SOCIAL SERVICES FACILITIES MAINTENANCE AND REPAIR

- \$400,000 federal funds for maintenance, renovations, and unexpected critical repairs and replacements at Department of Social Services facilities statewide.
- \$1,806,512 for replacement of H Building at Camp Avery Park.
- \$1,076,174 for construction of a dormitory building at the W.E. Sears Youth Center.

AMERICAN RESCUE PLAN ACT

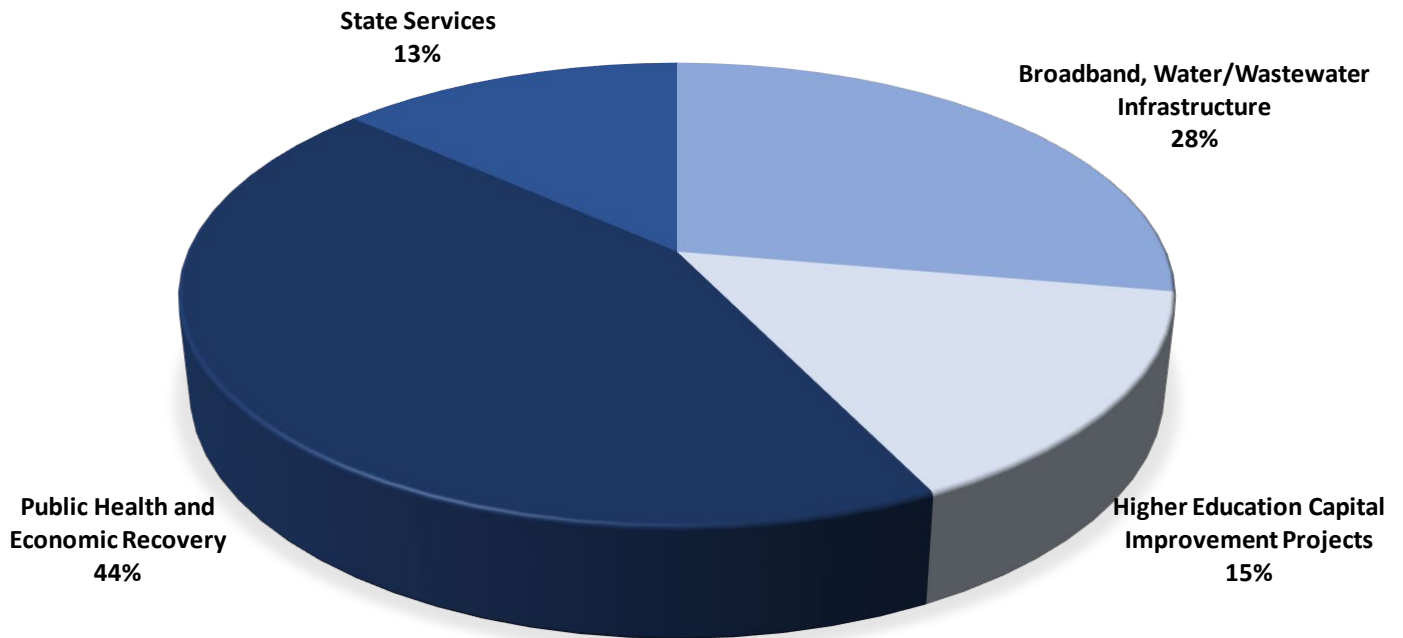
State Fiscal Recovery Funding

The American Rescue Plan Act 2021 (ARPA) established the Coronavirus State and Local Fiscal Recovery Funds to deliver \$350 billion to state, local, territorial and Tribal governments to respond to the COVID-19 emergency and its economic impacts. The state of Missouri will receive funding totaling \$2.8 billion through this program and the Coronavirus Capital Projects Fund to carry out critical projects that directly enable work, education, and improve healthcare outcomes. The Governor’s budget supplements these funds with \$219 million Budget Stabilization Fund and \$16 million Conservation Commission Fund.

The Governor’s recommendations allocate the funding across the broad categories allowable under United States Department of Treasury spending guidance including:

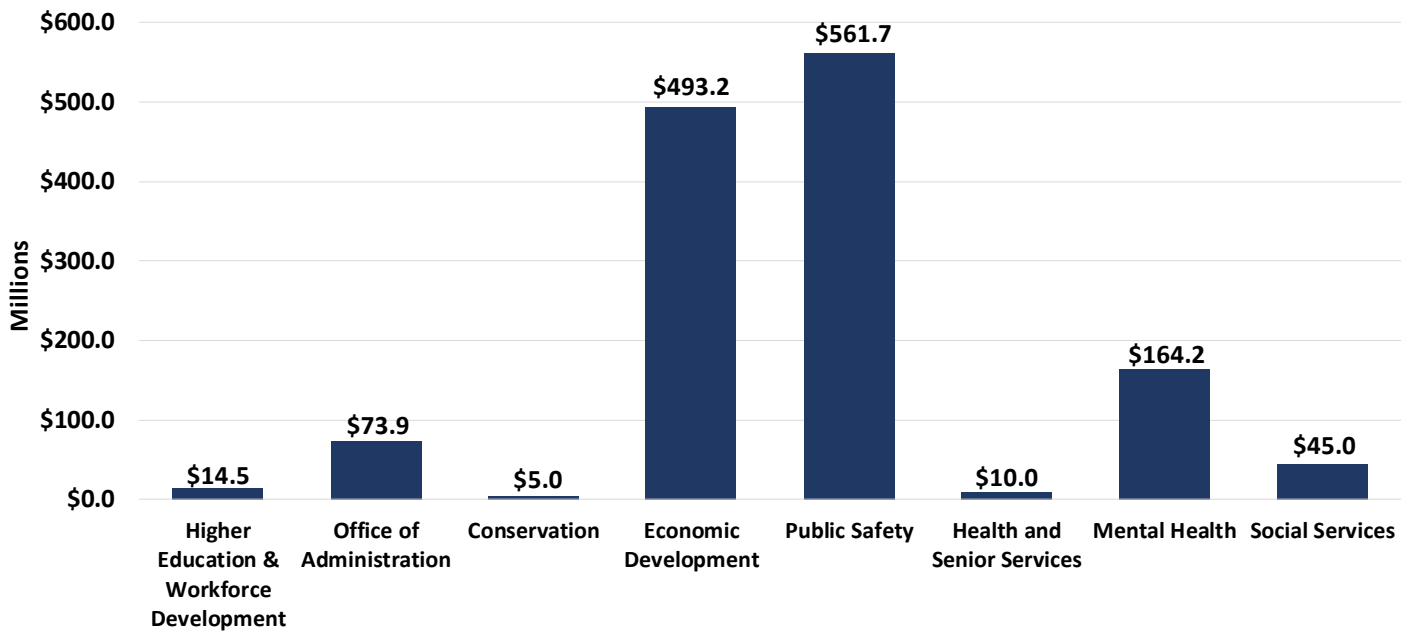
- \$1.4 billion to address the negative economic impacts resulting from the public health emergency, provide assistance to impacted industries, and to support the public health response to the pandemic through COVID-19 mitigation efforts, medical expenses, behavioral healthcare, and public health resources.
- \$865.3 million to invest in water and sewer infrastructure and broadband access statewide.
- \$468.9 million for higher education capital improvement projects as a long-term investment in the state workforce
- \$416 million to streamline and improve government services.

ARPA State Fiscal Recovery Allocations



**AMERICAN RESCUE PLAN ACT
PUBLIC HEALTH AND ECONOMIC RECOVERY**

Department Financial Summary



The State Fiscal Recovery Fund provides Missouri with additional resources to fight the pandemic and support Missourians struggling with its public health and economic impacts. The Governor’s recommendations will ensure a strong, resilient recovery by making long-term investments in Missouri’s future to support long-term growth.

The Governor’s recommendation includes \$1.4 billion to support public health and to build upon Missouri’s economic recovery through programs administered by eight state agencies.

**AMERICAN RESCUE PLAN ACT
PUBLIC HEALTH/ECONOMIC RECOVERY**

Department of Higher Education and Workforce Development

MoExcels for Non-Profit Private Institutions	Recommendation
	\$10,000,000

Extends the MoExcels program to private, non-profit colleges and universities, prioritizing projects that establish or expand programs and initiatives that lead to work in high-wage, high-demand occupations and address workforce needs resulting from the pandemic.

Modernize Missouri’s Job Centers	Recommendation
	\$2,700,000

Provides grants to Missouri’s 27 job centers to ensure access to training and education, job readiness workshops, hiring events, and career services to Missourians seeking to join the workforce.

Workforce Outreach Campaigns	Recommendation
	\$1,800,000

Implements an awareness campaign to reach Missourians of all ages regarding career pathways, options for training and education, and job center services.

Office of Administration

Statewide Heating, Ventilation, and Air Conditioning Replacement	Recommendation
	\$50,000,000

Replaces inefficient heating and air-conditioning systems in state-owned buildings while ensuring enhanced air filtration and disinfection.

Modernized e-Licensing System	Recommendation
	\$21,000,000

Replaces a 25-year old professional licensing software system allowing license renewal faster and getting Missourians in the workforce sooner.

Department of Conservation

Shepherd of the Hills Visitor Center	Recommendation
	\$2,500,000
	2,500,000
	\$5,000,000

Replaces the Shepherd of the Hills Fish Hatchery Visitor Center including additional exhibits and aquariums space. This program includes a \$2.5 million match from the Conservation Commission Fund.

**AMERICAN RESCUE PLAN ACT
PUBLIC HEALTH/ECONOMIC RECOVERY**

Department of Economic Development

100 Cell Towers Campaign	Recommendation
	\$30,000,000

Provides for the construction, retrofit, and refurbishment of cell phone towers on public lands, encouraging additional wireless capacity and expansion with all cellular carriers and fixed wireless broadband providers.

Digital Literacy Campaign	Recommendation
	\$30,000,000

Enables Missourians to realize the benefits of high-speed internet through digital literacy, upskilling, and accessing the digital economy.

Community Development and Revitalization	Recommendation
	State Fiscal Recovery Fund \$200,000,000
	Budget Stabilization Fund 50,000,000
	Total \$250,000,000

Establishes a grant program for Missouri communities to encourage strategic investments to revitalize communities and spur economic recovery and growth. Federal State Fiscal Recovery Funds is supplemented with \$50 million Budget Stabilization Fund.

Industrial Site Development Program	Recommendation
	\$25,000,000

Establishes a grant program for Missouri city and county governments to prepare the physical infrastructure for industrial expansions.

Small Business Grant Program	Recommendation
	\$25,000,000

Provides assistance to small businesses to offset costs associated with the pandemic and to improve technologies utilized by business owners

Automotive Transformation Study	Recommendation
	\$200,000

Funding to study the automotive industry's transition to electrical vehicles.

Non-Profit Grant Program	Recommendation
	\$20,000,000

For non-profit grants to provide emergency assistance to non-profit organizations negatively impacted by the pandemic.

**AMERICAN RESCUE PLAN ACT
PUBLIC HEALTH/ECONOMIC RECOVERY**

Missouri One-Start Workforce Development	Recommendation
	\$30,000,000

For development of Missouri’s workforce in three core areas: 1) Assisting employers with recruitment, 2) Training and upskilling the Missouri workforce for job openings, and 3) Upgrading Missouri’s training infrastructure.

Tourism Marketing	Recommendation
	\$13,000,000

Promotes Missouri’s tourism destinations, helping businesses attract prospective travelers to Missouri.

Local Tourism Development Grant Program	Recommendation
	\$10,000,000
	40,000,000
	\$50,000,000

Develop or enhance existing tourism assets to drive increased tourism and bring more visitors to Missouri. Federal State Fiscal Recovery Fund is supplemented with \$40 million Budget Stabilization Fund.

Entertainment Venue Grant Program	Recommendation
	\$20,000,000

Provide grants to entertainment venues, art centers, etc.; prioritizing entities impacted by the pandemic not receiving assistance through other relief programs.

Department of Public Safety

Next Generation 911 GIS	Recommendation
	\$8,000,000

For developing high quality accurate geographical system data for implementation of Next Generation 911 (NG911) across the state.

Capitol Complex Missouri Statewide Interoperability Network	Recommendation
	\$4,000,000

Increases public safety radio and cellular communication capacity around the capital.

Statewide Emergency Management Agency COVID Response	Recommendation
	\$400,000,000

Ensuring flexibility for statewide COVID response needs through December 31, 2026; including but not limited to hospital staffing, vaccine administration, and monoclonal antibodies infusion sites.

**AMERICAN RESCUE PLAN ACT
PUBLIC HEALTH/ECONOMIC RECOVERY**

Missouri State Highway Patrol Crime Lab	Recommendation \$104,662,200
--	---

For construction of a crime lab to replace the existing crime lab in Jefferson City.

POST Academies' Technology Upgrade Grant	Recommendation \$10,500,000
---	--

Grants to Missouri's 21 Peace Officer Standards and Training (POST) academies for new technology and equipment to better train and equip state, county, and municipal peace officers.

Sexual Assault Kit Testing Project	Recommendation \$4,500,000
---	---

Funding to eliminate the backlog of sexual assault kit testing and prevent future backlogs by purchasing necessary kits, supplies, equipment, and software systems.

First Responder and Law Enforcement Grant Program	Recommendation \$30,000,000
--	--

For grants to first responders; including but not limited to; emergency medical service providers, fire departments, and local law enforcement agencies.

Department of Mental Health

Cottage and Group Home ADA Upgrades	Recommendation \$6,987,195
--	---

Renovates DMH cottages and group homes to meet all Americans with Disabilities Act (ADA) accessibility standards.

Fulton State Hospital Biggs Building Renovation	Recommendation \$15,999,999
--	--

Renovates the Biggs Building at Fulton State Hospital to provide additional inpatient beds to meet the specific needs of older patients.

Modernized Timekeeping	Recommendation \$600,000
-------------------------------	---

Upgrades the programs from a paper timekeeping process to a new electronic system.

**AMERICAN RESCUE PLAN ACT
PUBLIC HEALTH/ECONOMIC RECOVERY**

Crisis Response Referral Resources	Recommendation
	\$1,081,500

Creating a registry for law enforcement, hospitals, state departments, families, and other partners to identify emergency and referral resources available for mental health and substance use treatments.

Community Provider Capital Improvements	Recommendation
	\$139,513,118

Capital improvement grants to Federally Qualified Health Centers and Certified Community Behavioral Health Organizations to expand services for underserved populations, support COVID-19 accommodations, and expand programs to meet increased demand for behavioral health and substance use disorder services.

Department of Health and Senior Services

Long-Term Care Facility Payments	Recommendation
	\$10,000,000

Allocates funds for a COVID-19 recovery grant program to address assisted living facility needs including workforce recruitment and retention and COVID-19 response.

Department of Social Services

MO HealthNet Rural Access to Telehealth	Recommendation
	\$34,000,000

Provides citizens in rural counties access to telehealth and telemedicine services to reduce rural health care disparities.

Division of Youth Services Rock Bridge Day Treatment Center	Recommendation
	\$5,953,333

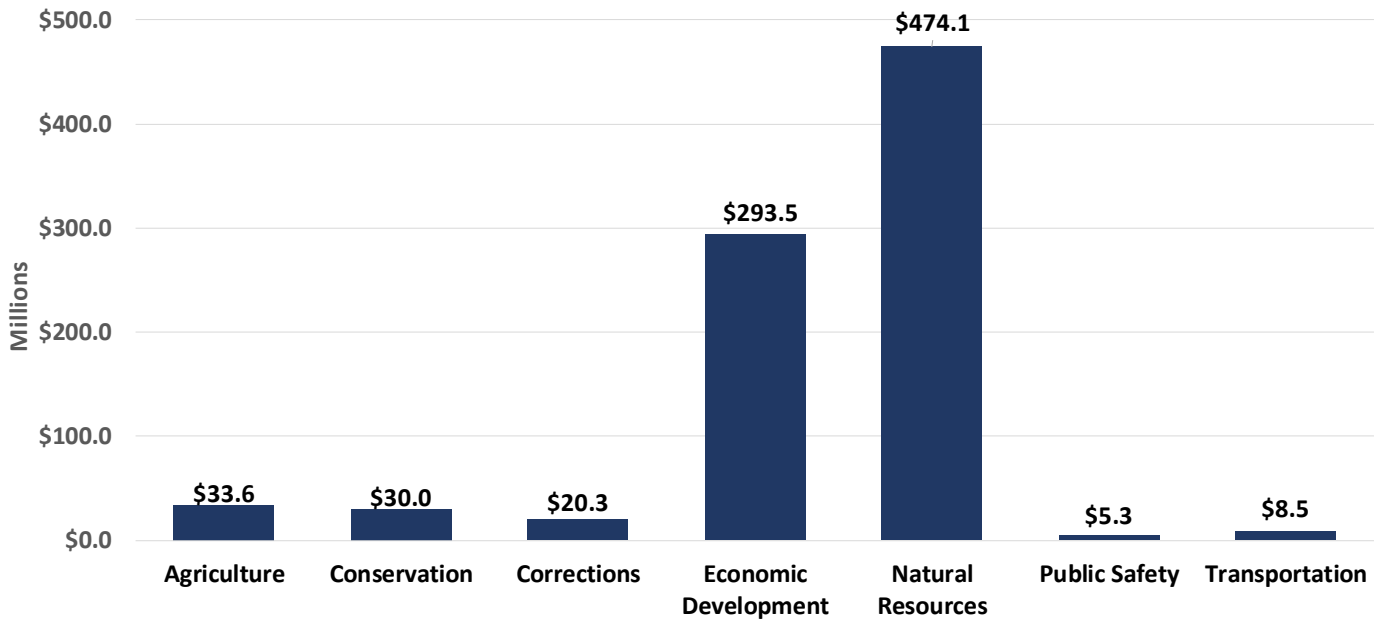
Constructing a nature school and day treatment center at Rock Bridge Memorial State Park to support day treatment services for youth committed to the Division of Youth Services, in the custody of the Children's Division, and those served by the local courts.

Crime Prevention Program Grants	Recommendation
	\$5,000,000

For establishing and enhancing local violent crime prevention programs to provide local agencies with grants to encourage cooperation between communities and law enforcement, and to reduce violent crime in high-crime and impoverished areas.

**AMERICAN RESCUE PLAN ACT
BROADBAND, WATER/WASTEWATER INFRASTRUCTURE**

Department Financial Summary



Universal, high-speed, reliable broadband coverage is essential and the need for reliable broadband service was underscored during the pandemic as Missourians across the state relied on internet to participate in school, healthcare, and work. The US Treasury authorizes investments in broadband be made in areas that are currently unserved or underserved lacking a wireline connection that reliably delivers accessible service.

Additionally, investments to improve access to clean drinking water and support wastewater and storm water infrastructure is vital to Missouri's future.

The Governor's recommended budget allocates \$865.3 million for investments in broadband, water, and wastewater infrastructure administered by seven state agencies on projects throughout Missouri.

**AMERICAN RESCUE PLAN ACT
BROADBAND, WATER/WASTE WATER INFRASTRUCTURE**

Department of Transportation

Wastewater Treatment Facilities	Recommendation
	\$8,505,000

Connects aging septic systems of 14 facilities to municipal sewer systems.

Department of Agriculture

State Fair Improvements	Recommendation
	\$33,624,500

Constructs a new covered arena and four stormwater projects to reduce runoff and improve water quality around the fairgrounds.

Department of Natural Resources

State Parks Connectivity & Public Wi-Fi	Recommendation
	\$9,639,400

Adds high-speed internet and Wi-Fi to the 59 Missouri State Parks, their campsites, and historic sites.

Water Infrastructure & Lead Service-Line Grant Program	Recommendation
	State Fiscal Recovery Fund 311,720,074
	Budget Stabilization Fund 100,000,000
	Total \$411,720,074

Establishes a grant program to invest in drinking water, wastewater, and stormwater infrastructure projects in communities across Missouri, including identifying water service lines containing lead. Federal State Fiscal Recovery Fund is supplemented with \$100 million Budget Stabilization Fund.

State Parks Water/Wastewater	Recommendation
	\$42,268,473

Upgrades to water and wastewater systems in Missouri State Parks.

Missouri Hydrology Information Center	Recommendation
	\$10,455,502

Establishes a new Missouri Hydrology Information Center to focus on flood-related projects, drought mitigation, aquifer characterization, modeling, and prediction.

**AMERICAN RESCUE PLAN ACT
BROADBAND, WATER/WASTE WATER INFRASTRUCTURE**

Department of Conservation

Stormwater and Flooding Repairs	Recommendation
State Fiscal Recovery Fund	\$1,500,000
Conservation Commission Fund	1,500,000
Total	\$3,000,000

For stormwater and flooding repairs at George O. White State Forest Nursery and Little River Conservation Area. Federal State Fiscal Recovery Funds is matched with \$1.5 million Conservation Commission Fund.

Columbia Bottom Levee Setback	Recommendation
State Fiscal Recovery Fund	\$15,000,000
Conservation Commission Fund	12,000,000
Total	\$27,000,000

Reconnects the Missouri and Mississippi Rivers with the historic floodplain in St. Louis County and secures more than three thousand acres of forested wetland for additional flood storage in the Columbia Bottom Conservation Area. Federal State Fiscal Recovery Fund is matched with \$12 million Conservation Commission Fund.

Department of Economic Development

Broadband Infrastructure Program	Recommendation
	\$250,000,000

Expands high-speed broadband availability to Missouri households and businesses through the deployment of last and middle-mile broadband infrastructure. This program will fund multiple grants through public and private partnerships with broadband providers.

Broadband Capacity Building	Recommendation
	\$10,000,000

Investing in the Office of Broadband Development to launch and maintain a GIS broadband coverage mapping effort and support planning efforts through broadband feasibility analysis, planning, and technical assistance.

Broadband Affordability	Recommendation
State Fiscal Recovery Fund	\$20,000,000
Budget Stabilization Fund	\$10,000,000
Total	\$30,000,000

Assists households that have physical access to the internet, but struggle to afford the monthly costs for internet service to access services such as telehealth and remote learning.

**AMERICAN RESCUE PLAN ACT
BROADBAND, WATER/WASTE WATER INFRASTRUCTURE**

Department of Public Safety

Missouri National Guard & Veterans' Homes Utility Connections	Recommendation
	\$5,312,270

For water and sewer system connections and upgrades at the St. James Veterans Home, the Missouri National Guard's Camp Clark, and the Missouri National Guard Readiness Center near the Kansas City International Airport.

Department of Corrections

Institutional Fiber/Broadband Installation	Recommendation
	\$6,221,625

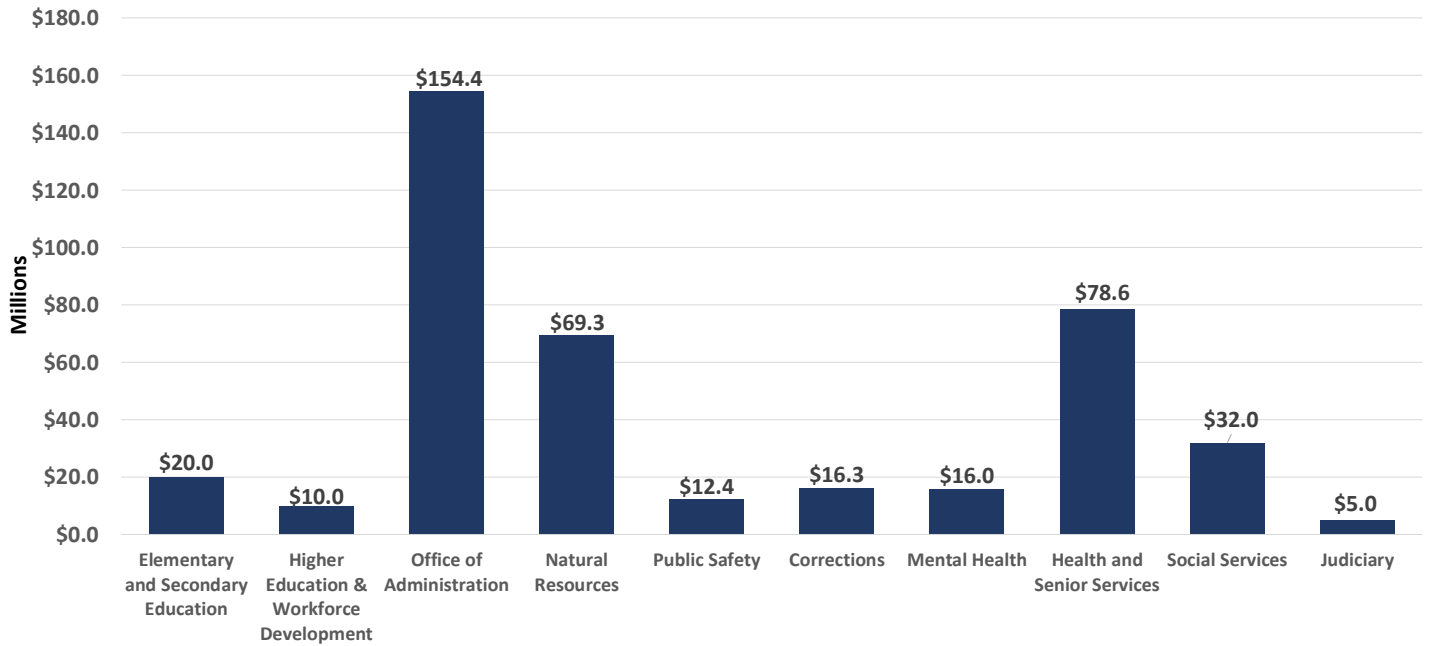
Improves broadband capacity for adult institutions to provide academic and vocational education services, telemedicine, and increase video capabilities for legal proceedings, reducing transportation needs.

Facilities Water/Wastewater	Recommendation
	\$14,105,101

Repair, maintain, and renovate water storage and distribution lines at twelve DOC institutions.

**AMERICAN RESCUE PLAN ACT
STATE SERVICES**

Department Financial Summary



The United States Department of Treasury authorizes states to replace pandemic-related revenue loss with State Fiscal Recovery funding to provide government services. The Governor’s recommendation utilizes this flexibility for targeted, one-time investments in the way government services are delivered to citizens as well as in long-term investments in the state.

The Governor recommends \$414.1 million allocated across ten state agencies to improve program delivery, increase efficiencies, and drive investments in Missouri.

**AMERICAN RESCUE PLAN ACT
STATE SERVICES**

Department of Elementary and Secondary Education

Area Career Centers Grant Program	Recommendation \$20,000,000
--	--

Funding for Missouri’s 57 area career centers to expand available programming, upgrade training equipment, and prepare high school students for the jobs of tomorrow.

Department of Higher Education and Workforce Development

Agriculture Innovation and Workforce Grant	Recommendation \$10,000,000
---	--

Grants to institutions of higher education to implement agriculture innovation and agriculture workforce programs.

Office of Administration

Digital Government Transformation	Recommendation \$126,135,000
--	---

Develops online government services and modernizes both the business and citizen online experience with state agencies to be customer centric.

Grain Regulatory Services Software	Recommendation \$1,011,870
---	---

Upgrades obsolete software supporting the Department of Agriculture - Grain Regulatory Services Program, which licenses, bonds, and audits grain warehouses and grain dealers in Missouri.

Missouri Automated Child Support System	Recommendation \$27,250,000
--	--

Modernizes the Department of Social Services automated child support system by updating the software originally established in 1997.

**AMERICAN RESCUE PLAN ACT
STATE SERVICES**

Department of Natural Resources

Rock Island Corridor	Recommendation
State Fiscal Recovery Fund	\$50,296,711
Budget Stabilization Fund	19,000,000
Total	\$69,296,711

Invests in the construction of a 78-mile section of trail stretching from Eugene to Beaufort. Federal State Fiscal Recovery Fund is supplemented with \$19 million Budget Stabilization Fund.

Department of Public Safety

Capitol Complex Cellular Coverage	Recommendation
	\$9,326,602

Increases the capacity for cellular services for first responders and emergency personnel in and around the Capitol Complex.

Statewide Interoperability Network Zone Controller	Recommendation
	\$3,100,000

Increases statewide radio capacity for the Missouri Highway Patrol.

Department of Corrections

Institution Camera System	Recommendation
	\$11,683,519

Replaces 28 institutional camera systems with systems that have built in redundancies to reduce impacts of hardware failures and to institutional operations.

Institutional Radio Replacement	Recommendation
	\$4,652,237

Replaces 14 institutional radio systems and all department radios that are within the manufacturer's projected life span to ensure that each site has a sufficient number of radios to equip all staff.

Department of Mental Health

Electronic Health Record System	Recommendation
	\$16,000,000

Establishes a comprehensive cloud-based Electronic Health Record (EHR) solution to support services for department clients.

**AMERICAN RESCUE PLAN ACT
STATE SERVICES**

Department of Health and Senior Services

One Health Lab	Recommendation \$78,626,000
-----------------------	--

Constructs a new laboratory facility to co-locate the Department of Health and Senior Services Public Health Lab, Department of Agriculture Animal Health Lab, Department of Natural Resources Environmental Quality Lab, and the Department of Conservation Lab together on one campus to leverage resources, increase capacity and innovation, and maximize collaboration between agencies.

Department of Social Services

Division of Youth Services Case Management Information System	Recommendation \$7,000,000
--	---

Replaces the Division of Youth Services outdated case management information system to allow for real-time reporting, and electronically stored case notes, court documents, and other data.

Victims of Crime Act Support	Recommendation \$24,000,000
-------------------------------------	--

Distributes funding to agencies providing services in accordance with the Victims of Crime Act to ensure funding levels remain consistent with recent years.

Child Support Portal	Recommendation \$1,012,500
-----------------------------	---

Creates a self-service portal within the Missouri Automated Child Support System to provide clients with on-line access to their information, to improve communication with clients, and to increase operational efficiencies.

Judiciary

Technology	Recommendation \$5,000,000
-------------------	---

For improving security, bandwidth, and technology for remote and in-person court proceedings.

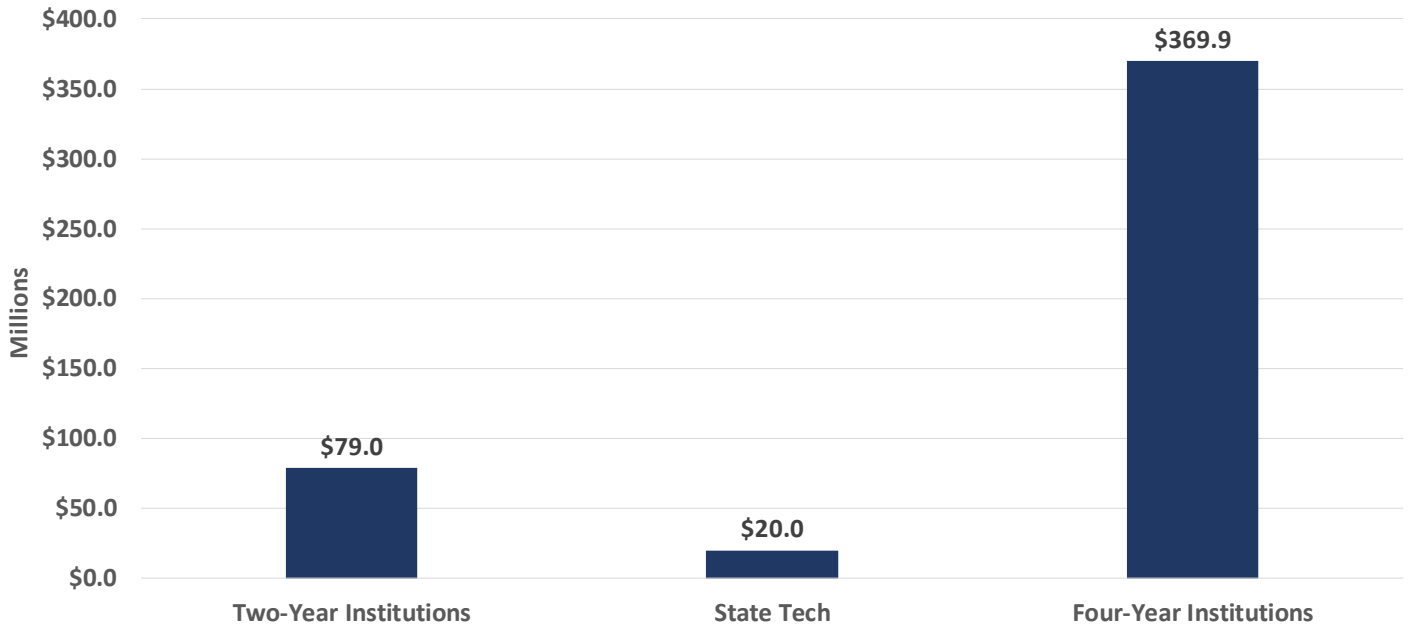
Multiple Agencies

Administration	Recommendation \$8,258,417
-----------------------	---

For the Office of Administration, Department of Natural Resources, and Department of Economic Development to increase staffing levels necessary for administration and facilitation of the significant federal investment in economic development projects.

**AMERICAN RESCUE PLAN ACT
HIGHER EDUCATION CAPITAL IMPROVEMENT**

Financial Summary



The State’s two-year institutions, state technical institute and four-year institutions are an important driver for developing the State’s workforce and ensuring Missouri is ready to meet future challenges.

The Governor’s Fiscal Year 2023 budget invests \$468.9 million in public higher education institutions capital improvement projects. In addition to these funds, each institution is providing at least a fifty percent match on these projects.

**AMERICAN RESCUE PLAN ACT
HIGHER EDUCATION CAPITAL IMPROVEMENT**

Crowder College	Recommendation \$3,978,000
------------------------	---

For a new Transportation Technology Building to house the transport training and diesel technology programs and a new logistics program.

East Central College	Recommendation \$6,500,000
-----------------------------	---

For the construction of a facility in Rolla to house the Health Sciences Academy.

Jefferson College	Recommendation \$1,821,265
--------------------------	---

For expansion and renovation of the Arnold campus, to create a state-of-the art training facility for the Law Enforcement Academy and EMT/Paramedic programs.

Metropolitan Community College	Recommendation \$10,000,000
---------------------------------------	--

For a comprehensive upgrade to the Blue River campus Career and Technical Education (CTE) and Public Safety programs.

Mineral Area College	Recommendation \$5,000,000
-----------------------------	---

For the construction of a Center for Excellence to train the state's future workforce in an environment that simulates the workplace.

Moberly Area Community College	Recommendation \$1,489,148
---------------------------------------	---

For a comprehensive transformation of network accessibility and performance across all five campus locations.

North Central Missouri College	Recommendation \$1,166,667
---------------------------------------	---

For the construction of a student center.

Ozarks Technical Community College	Recommendation \$5,000,000
---	---

For a partnership with the Springfield-Branson National Airport to provide an FAA-certified Airframe and Powerplant Maintenance degree program to train airplane mechanics and service technicians.

**AMERICAN RESCUE PLAN ACT
HIGHER EDUCATION CAPITAL IMPROVEMENT**

St. Charles Community College	Recommendation
	\$18,000,000

For creation of a state-of-the-art Workforce Technical and Transformation Campus focused on information technology, transportation and logistics, applied engineering and integrated technology, and advanced manufacturing systems.

St. Louis Community College	Recommendation
	\$20,000,000

For construction of a Health Sciences Center at the Florissant Valley Campus, which will house the Respiratory Care Program, the campus Nursing Program, a functional dental clinic teaching Dental Assisting and Dental Hygiene, Emergency Medical Technology, Radiology Technology, Diagnostic Medical Sonography, and other health care programs.

State Fair Community College	Recommendation
	\$5,000,000

For construction of the Center for Advanced Agriculture and Transportation Technology (CAATT) which will expand training programs and certifications that prepare technicians for the agriculture and transportation industries.

Three Rivers College	Recommendation
	\$1,000,000

For acquisition and improvement of land to build facilities to support the expansion of technical education programs in construction, transportation and warehousing, and management services to address worker shortages in these industries within the region.

State Technical College	Recommendation
	\$20,000,000

For renovation of the Engineering Technology Center and Welding Technology Center and the construction of a connecting facility where all the academic programs utilizing the space will educate technicians for roles in a highly automotive workplace.

University of Central Missouri	Recommendation
	\$19,900,000

For the renovation of the Humphreys Building which houses programs in Criminal Justice and Criminology, Safety Sciences, and Reserve Officers' Training Corps (ROTC), the Division for Online and Learning Engagement, and student support services, including the Mental Health Counseling Center.

Southeast Missouri State University	Recommendation
	\$11,000,000

For construction of a facility to allow for the relocation of all art programs to three new facilities in proximity to its River Campus.

**AMERICAN RESCUE PLAN ACT
HIGHER EDUCATION CAPITAL IMPROVEMENT**

Missouri State University	Recommendation \$30,000,000
----------------------------------	--

For renovations and upgrades to the institution's STEM buildings which house the healthcare, biochemistry, pharmacology, immunology, statistics, software development, data analytics, math education, information security, and other STEM programs.

Lincoln University	Recommendation \$20,000,000
---------------------------	--

For construction and related start-up for the Health Sciences and Crisis Center to house academic programs focused on counseling and medical services critical during emergencies and crises.

Truman State University	Recommendation \$10,517,500
--------------------------------	--

For construction of a facility to house services including the Student Health Center, University Counseling Services, Center for Academic Excellence (advising and skill development classes), Student Access and Disability Services Office, Tutoring Center, Speech Center, and Writing Center.

Northwest Missouri State University	Recommendation \$17,500,000
--	--

For renovation of Brown Hall into a new School of Education building.

Missouri Southern State University	Recommendation \$15,000,000
---	--

For construction of the Health Sciences, Technology, and Innovation Center, which will house new and expanded academic programs with advanced learning and innovation space, including virtual reality labs, an expanded cadaver lab, and a Smart Factory/robotics system.

Missouri Western State University	Recommendation \$4,747,458
--	---

For construction of the Convergent Technology Alliance Center (C-TAC), which will be the home of collaborative educational programming featuring applied experiences in high-tech manufacturing utilizing content fundamental for their local industries along with innovative service technologies that are emerging within these industries such as artificial intelligence, information technologies, and security systems for critical infrastructure.

**AMERICAN RESCUE PLAN ACT
HIGHER EDUCATION CAPITAL IMPROVEMENT**

Harris-Stowe State University	Recommendation \$15,500,000
--------------------------------------	--

For construction of an academic building to provide up-to-date labs and classrooms for faculty and students.

University of Missouri	Recommendation \$104,500,000
-------------------------------	---

For the creation of the Developing Pillars in Radiopharmaceuticals and Animal Science and Health which will enhance Missouri's unique assets (Nuclear Research Reactor, College of Veterinary Medicine, Animal Resources Center, College of Agriculture, Food and Natural Resources), drive economic growth, and will be leveraged to attract industry partners to the state.

Missouri University of Science & Technology	Recommendation \$41,250,000
--	--

For the construction of the Missouri Protoplex to be the principal facility for a statewide initiative to drive economic activity around expanding manufacturing in Missouri.

University of Missouri-Kansas City	Recommendation \$40,000,000
---	--

For construction of a clinical and teaching facility adjacent to its Schools of Medicine, Dentistry, Pharmacy, Nursing, and Health Sciences buildings.

University of Missouri-St. Louis	Recommendation \$40,000,000
---	--

For renovation of several campus facilities and demolition of those with high capital needs inventory values to consolidate academic programs, reduce the campus footprint, and focus critical operations of the institutions on the North Campus.